



# Where is OH and Does It Trace the Dark Molecular Gas (DMG)?

Di Li<sup>1,2,3</sup>, Ningyu Tang<sup>1</sup>, Hiep Nguyen<sup>4,5</sup>, J. R. Dawson<sup>4,5</sup>, Carl Heiles<sup>6</sup>, Duo Xu<sup>1,3,7</sup>, Zhichen Pan<sup>1</sup>, Paul F. Goldsmith<sup>8</sup>, Steven J. Gibson<sup>9</sup>, Claire E. Murray<sup>10,11</sup>, Tim Robishaw<sup>12</sup>, N. M. McClure-Griffiths<sup>13</sup>, John Dickey<sup>14</sup>, Jorge Pineda<sup>8</sup>, Snežana Stanimirović<sup>10</sup>, L. Bronfman<sup>15</sup>, and Thomas Troland<sup>16</sup>  
The PRIMO Collaboration<sup>17</sup>

<sup>1</sup> National Astronomical Observatories, CAS, Beijing 100012, People’s Republic of China; [dili@nao.cas.cn](mailto:dili@nao.cas.cn), [nytang@nao.cas.cn](mailto:nytang@nao.cas.cn)

<sup>2</sup> Key Laboratory of Radio Astronomy, Nanjing, Chinese Academy of Science, People’s Republic of China

<sup>3</sup> University of Chinese Academy of Sciences, Beijing 100049, People’s Republic of China

<sup>4</sup> Department of Physics and Astronomy and MQ Research Centre in Astronomy, Astrophysics and Astrophotonics, Macquarie University, NSW 2109, Australia

<sup>5</sup> Australia Telescope National Facility, CSIRO Astronomy and Space Science, P.O. Box 76, Epping, NSW 1710, Australia

<sup>6</sup> Department of Astronomy, University of California, Berkeley, 601 Campbell Hall 3411, Berkeley, CA 94720-3411, USA

<sup>7</sup> Department of Astronomy, The University of Texas at Austin, Austin, TX 78712, USA

<sup>8</sup> Jet Propulsion Laboratory, California Institute of Technology, 4800 Oak Grove Drive, Pasadena, CA 91109, USA

<sup>9</sup> Western Kentucky University, Dept. of Physics and Astronomy, 1906 College Heights Boulevard, Bowling Green, KY 42101, USA

<sup>10</sup> University of Wisconsin, Department of Astronomy, 475 N Charter Street, Madison, WI 53706, USA

<sup>11</sup> Space Telescope Science Institute, 3700 San Martin Drive, Baltimore, MD 21218, USA

<sup>12</sup> Dominion Radio Astrophysical Observatory, National Research Council, P.O. Box 248, Penticton, BC, V2A 6J9, Canada

<sup>13</sup> Research School for Astronomy & Astrophysics, Australian National University, Canberra, ACT 2611, Australia

<sup>14</sup> University of Tasmania, School of Maths and Physics, Hobart, TAS 7001, Australia

<sup>15</sup> Departamento de Astronomía, Universidad de Chile, Casilla 36, Santiago de Chile, Chile

<sup>16</sup> Department of Physics and Astronomy, University of Kentucky, Lexington, Kentucky 40506, USA

Received 2017 November 3; revised 2018 January 8; accepted 2018 January 10; published 2018 February 16

## Abstract

Hydroxyl (OH) is expected to be abundant in diffuse interstellar molecular gas because it forms along with H<sub>2</sub> under similar conditions and forms within a similar extinction range. We have analyzed absorption measurements of OH at 1665 MHz and 1667 MHz toward 44 extragalactic continuum sources, together with the  $J = 1-0$  transitions of <sup>12</sup>CO, <sup>13</sup>CO, and C<sup>18</sup>O, and the  $J = 2-1$  transition of <sup>12</sup>CO. The excitation temperatures of OH were found to follow a modified lognormal distribution  $f(T_{\text{ex}}) \propto \frac{1}{\sqrt{2\pi}\sigma} \exp\left[-\frac{[\ln(T_{\text{ex}}) - \ln(3.4 \text{ K})]^2}{2\sigma^2}\right]$ , the peak of which is close to the temperature of the Galactic emission background (CMB+synchrotron). In fact, 90% of the OH has excitation temperatures within 2 K of the Galactic background at the same location, providing a plausible explanation for the apparent difficulty of mapping this abundant molecule in emission. The opacities of OH were found to be small and to peak around 0.01. For gas at intermediate extinctions ( $A_V \sim 0.05-2$  mag), the detection rate of OH with a detection limit  $N(\text{OH}) \simeq 10^{12} \text{ cm}^{-2}$  is approximately independent of  $A_V$ . We conclude that OH is abundant in the diffuse molecular gas and OH absorption is a good tracer of “dark molecular gas (DMG).” The measured fraction of DMG depends on the assumed detection threshold of the CO data set. The next generation of highly sensitive low-frequency radio telescopes, such as FAST and SKA, will make feasible the systematic inventory of diffuse molecular gas through decomposing, in velocity, the molecular (e.g., OH and CH) absorption profiles toward background continuum sources with numbers exceeding what is currently available by orders of magnitude.

*Key words:* evolution – ISM: clouds – ISM: molecules

*Supporting material:* figure set

## 1. Introduction

The two relatively denser phases of the interstellar medium (ISM) are the atomic cold neutral medium (CNM) traced by the H I  $\lambda$  21 cm hyperfine structure line and the “standard” molecular (H<sub>2</sub>) clouds, usually traced by CO. CO has historically been the most important tracer of molecular hydrogen, which remains largely invisible due to its lack of emission at temperatures in the molecular ISM. Empirically, CO intensities have been used as an indicator of the total molecular mass in the Milky Way and external galaxies through the so-called “X-factor,” with numerous caveats, not least of which is the large opacities of CO transitions. Gases in these two phases dominate the masses of star-forming clouds

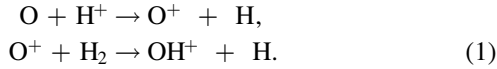
on a galactic scale. The measured ISM gas mass from H I and CO is thus the foundation of many key quantities for understanding galaxy evolution and star formation, such as the star formation efficiency.

A growing body of evidence, however, indicates the existence of gas traced by neither H I nor CO. Comparative studies (e.g., de Vries et al. 1987) of Infrared Astronomy Satellite (IRAS) dust images and gas maps in H I and CO revealed an apparent “excess” of dust emission. The Planck Collaboration et al. (2011) clearly showed excess dust opacity in the intermediate extinction range  $A_V \sim 0.05-2$  mag, roughly corresponding to the self-shielding thresholds of H<sub>2</sub> and <sup>13</sup>CO, respectively. The missing gas, or rather, the undetected gas component, is widely referred to as dark gas, popularized as a common term by Grenier et al. (2005). These

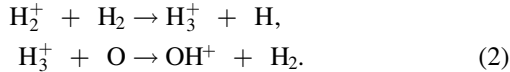
<sup>17</sup> Pacific Rim Interstellar Matter Observers; <http://ism.bao.ac.cn/primo>.

authors found more diffuse gamma-ray emission observed by the Energetic Gamma Ray Experiment Telescope (EGRET) than can be explained by cosmic ray interactions with the observed H-nuclei. Observations of the THz fine structure C<sup>+</sup> line also helped reveal the dark gas, from which the C<sup>+</sup> line strength is stronger than can be produced by only H I gas (Langer et al. 2010; Pineda et al. 2013; Langer et al. 2014). A minority within the ISM community has argued that dark gas can be explained by underestimated H I opacities (Fukui et al. 2015), which is in contrast with some other recent works (Stanimirović et al. 2014; Lee et al. 2015). We focus here on the dark molecular gas (DMG), more specifically CO-dark molecular gas.

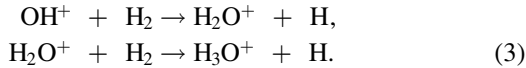
ISM chemistry and PDR models predict the existence of H<sub>2</sub> in regions where CO is not detectable (Wolfire et al. 2010). CO can have low abundance due to photodissociation in unshielded regions and/or can be heavily subthermal due to low collisional excitation rates in the diffuse gas. OH, or hydroxyl, was the first interstellar molecule detected at radio wavelengths (Weinreb et al. 1963). It can form efficiently through relatively rapid routes, including charge-exchange reactions initiated by cosmic ray ionization once H<sub>2</sub> becomes available (van Dishoeck & Black 1988). Starting from H<sup>+</sup>,



Also starting from H<sub>2</sub><sup>+</sup>,

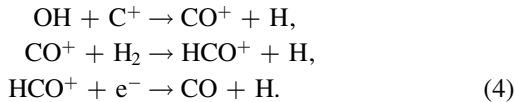


OH<sup>+</sup> then reacts with H<sub>2</sub> to form H<sub>2</sub>O<sup>+</sup>, which continues onto H<sub>3</sub>O<sup>+</sup>,



H<sub>2</sub>O<sup>+</sup> and H<sub>3</sub>O<sup>+</sup> recombine with electrons to form OH.

OH can join the carbon reaction chain through reaction with C<sup>+</sup> and eventually produce CO,



Widespread and abundant OH, along with HCO<sup>+</sup> and C<sup>+</sup>, is thus expected in diffuse and intermediate extinction regions.

OH has been widely detected throughout the Galactic plane (e.g., Caswell & Haynes 1975; Turner 1979; Boyce & Cohen 1994; Dawson et al. 2014; Bihr et al. 2015), in local molecular clouds (e.g., Sancisi et al. 1974; Wouterloot & Habing 1985; Harju et al. 2000), and in high-latitude translucent and cirrus clouds (e.g., Grossmann et al. 1990; Barriault et al. 2010; Cotten et al. 2012). Crucially, a small number of studies have confirmed OH extending outside CO-bright regions (Wannier et al. 1993; Liszt & Lucas 1996; Allen et al. 2012, 2015), and/or associated with narrow H I absorption features (Dickey et al. 1981; Liszt & Lucas 1996; Li & Goldsmith 2003), confirming its viability as a dark gas tracer. OH and HCO<sup>+</sup> have been shown to be tightly correlated in absorption measurements against extragalactic continuum sources (Liszt & Lucas 1996; Lucas & Liszt 1996).

Because OH in emission is typically very weak, large-scale OH maps remain rare, particularly for diffuse molecular gas, which should presumably be dominated by DMG. Detectability often hinges on the presence of a bright continuum background against which the OH lines can be seen in absorption: either the bright diffuse emission of the inner Galactic plane (e.g., Dawson et al. 2014) or bright, compact extragalactic/Galactic sources (e.g., Goss 1968; Nguyen-Q-Rieu et al. 1976; Crutcher 1977, 1979; Dickey et al. 1981; Colgan et al. 1989; Liszt & Lucas 1996). This latter approach has the additional advantage that on-source and off-source comparisons can be made directly to derive optical depths and excitation temperatures. This is the approach we take in this work.

Heiles & Troland (2003a, 2003b) published the Millennium Survey of 21 cm line absorption toward 79 continuum sources. The ON-OFF technique and Gaussian decomposition analysis allowed them to provide direct measurements of the excitation temperature and column density of H I components. Given that the Millennium sources are generally out of the Plane, the absorption components are biased toward local gas. The large gain of Arecibo and the substantial integration time spent on each source made the Millennium Survey one of the most sensitive surveys of the diffuse ISM. Among the most significant findings is the fact that a substantial fraction of the CNM lies below the canonical 100 K temperature predicted by phased ISM models (Field et al. 1969; McKee & Ostriker 1977) for maintaining pressure balance. The existence of cold gas in significant quantities points to the necessity of utilizing absorption measurements for a comprehensive census of ISM, taking into account the general Galactic radiation field.

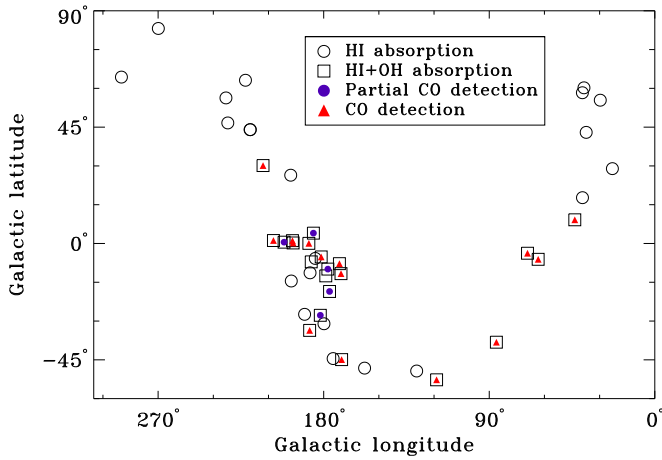
The L-wide receiver at Arecibo allows for simultaneous observation of H I and OH. This was carried out by the Millennium Survey, but the OH data have remained unpublished until now. To analyze these OH absorption measurements in the context of DMG, we conducted 3 mm and 1 mm CO observations toward the Millennium sources and performed a combined analysis of their excitation and abundances.

This paper is organized as follows. In Section 2, we describe the observations of H I, OH, and CO. In Section 3, we analyze the OH line excitations and other properties. In Section 4, we explore the relation between these three spectral tracers. Discussions and conclusions are presented in Sections 5 and 6, respectively.

## 2. Observations

### 2.1. H I and OH

During the Millennium Survey, the  $\Lambda$ -doubling transitions of ground-state OH at 1665.402 and 1667.359 MHz were obtained simultaneously with H I using the Arecibo L-wide receiver towards 72 of the 79 survey positions. These sources typically had a flux density  $S_{1.4 \text{ GHz}} \gtrsim 2 \text{ Jy}$ , and thus produced antenna temperatures in excess of about 20 K at Arecibo. The observations followed the strategy described by Heiles (2001) and Heiles & Troland (2003a, 2003b)—the so-called Z17 method for obtaining and analyzing absorption spectra toward continuum sources. In this method, half of the integration time was spent on-source, with the remaining time divided evenly among 16 OFF positions. The OFF spectra were then used to reconstruct the “expected” background gas spectrum, which would have been seen were there no continuum source present. The bandwidth of the OH observations was 0.78 MHz, with a



**Figure 1.** Locations of background continuum sources in Galactic coordinates. This plot shows only the 44 sources towards which HI OH and CO were observed. The open circles represent sources with detected HI absorption only. The squares represent sources with detected HI and OH absorption. The red triangles represent sources with CO detections, in which every detected OH component is also seen in CO. The blue dots represent sources with CO detections, in which some OH components do not have corresponding CO detections. We call these sources “partial CO detections.”

channel width of 381 KHz, corresponding to a velocity resolution of  $0.068 \text{ km s}^{-1}$ . An rms of 28 mK ( $T_A$ ) per channel was achieved with 2 hr of total integration time. Twenty-one sightlines exhibited OH absorption.

## 2.2. CO

We conducted a follow-up CO survey of 44 of the Millennium sightlines for which OH data were taken. Figure 1 shows the distribution of all observed sources in Galactic coordinates.

The  $J = 1-0$  transitions of CO,  $^{13}\text{CO}$ , and  $\text{C}^{18}\text{O}$  were observed with the Purple Mountain Observatory Delingha (PMODLH) 13.7 m telescope of the Chinese Academy of Sciences. All numbers reported in this section are in units of  $T_{\text{mb}}$ , since the Delingha system automatically corrected for the main-beam antenna efficiency. The three transitions were observed simultaneously with the 3 mm SIS receiver in 2013 March, 2013 May, 2014 May, and 2016 May. The FFTS wide-band spectral backend has a bandwidth of 1 GHz at a frequency resolution of 61.0 kHz, which corresponds to  $0.159 \text{ km s}^{-1}$  at 115.0 GHz and  $0.166 \text{ km s}^{-1}$  at 110.0 GHz. Position-switching mode was used with reference positions selected from the IRAS Sky Survey Atlas.<sup>18</sup> The system temperature varied from 210 K to 350 K for CO, and 140 K to 225 K for the  $^{13}\text{CO}$  and  $\text{C}^{18}\text{O}$  observations. The resulting rms is  $\sim 60 \text{ mK}$  for a  $0.159 \text{ km s}^{-1}$  channel for  $^{12}\text{CO}$  and  $\sim 30 \text{ mK}$  for a  $0.166 \text{ km s}^{-1}$  channel for  $^{13}\text{CO}$  and  $\text{C}^{18}\text{O}$ , respectively.

The  $^{12}\text{CO}(J = 2-1)$  data were taken with the Caltech Submillimeter Observatory (CSO) 10.4 m on Maunakea in 2013 July, October, and December. The system temperature varied from 230 to 300 K for  $^{12}\text{CO}(J = 2-1)$ , resulting in an rms of  $\sim 35 \text{ mK}$  at a velocity resolution of  $0.16 \text{ km s}^{-1}$ .

To achieve consistent sensitivity among sightlines,  $^{12}\text{CO}(J = 2-1)$  spectra toward 3 sources were also obtained with the IRAM 30 m telescope in frequency-switching mode on 2016 May 22 and 23. The integration times of these

observation were between 30 and 90 minutes, resulting in an rms of less than 20 mK at a velocity resolution of  $0.25 \text{ km s}^{-1}$ .

The astronomical software package Gildas/CLASS<sup>19</sup> was used for data reduction, including baseline removal and Gaussian fitting.

## 3. OH Properties

### 3.1. Radiative Transfer and Gaussian Analysis

The equations of radiative transfer for ON/OFF source measurements may be written as

$$T_A^{\text{ON}}(\nu)/\eta_b = (T_{\text{ex}} - T_{\text{bg}} - T_c)(1 - e^{-\tau_\nu}) \quad (\text{K}), \quad (5)$$

$$T_A^{\text{OFF}}(\nu)/\eta_b = (T_{\text{ex}} - T_{\text{bg}})(1 - e^{-\tau_\nu}) \quad (\text{K}), \quad (6)$$

where we assumed a main-beam efficiency  $\eta_b = 0.5$  according to Heiles et al. (2001) in all subsequent calculations.  $T_{\text{ex}}$  and  $\tau_\nu$  are the excitation temperature and optical depth of the cold cloud, respectively.  $T_A^{\text{ON}}(\nu)$  and  $T_A^{\text{OFF}}(\nu)$  are antenna temperatures toward and offset from the continuum source, respectively. Here,  $T_c$  is the compact continuum source brightness temperature, and  $T_{\text{bg}}$  is the background brightness temperature, consisting of the 2.7 K isotropic CMB and the Galactic synchrotron background at the source position. We adopted the same treatment of the background continuum (Heiles & Troland 2003a)

$$T_{\text{bg}} = 2.7 + T_{\text{bg}408}(\nu_{\text{OH}}/408 \text{ MHz})^{-2.8}, \quad (7)$$

where  $T_{\text{bg}408}$  comes from Haslam et al. (1982). The background continuum contribution from Galactic H II regions can be safely ignored, since our sources are either at high Galactic latitudes or Galactic Anti-Center longitudes. Typical  $T_{\text{bg}}$  values are thus found to be around 3.3 K.

We decomposed the OH spectra into Gaussian components to evaluate the physical properties of OH clouds along the line of sight. Following the methodology of Heiles & Troland (2003a), we assumed a two-phase medium, in which cold gas components are seen in both absorption and emission (i.e., in both the opacity and brightness temperature profiles), while warm gas appears only in emission, i.e., only in brightness temperature (see Heiles & Troland (2003a) for further details). While this technique is generally applicable for both HI and OH, we have only detected OH in absorption in this work. “Warm” OH components in emission have been observed by Liszt & Lucas (1996), although only by the NRAO 43 m and not with the VLA or Nancay in their study. This is consistent with our results in that there is no OH warm enough ( $>$  a few hundred K) in our Arecibo beam to be seen in emission, nor do we expect it from astrochemistry considerations.

In brief, the expected profile  $T_{\text{exp}}(\nu)$  consists of both emission and absorption components:

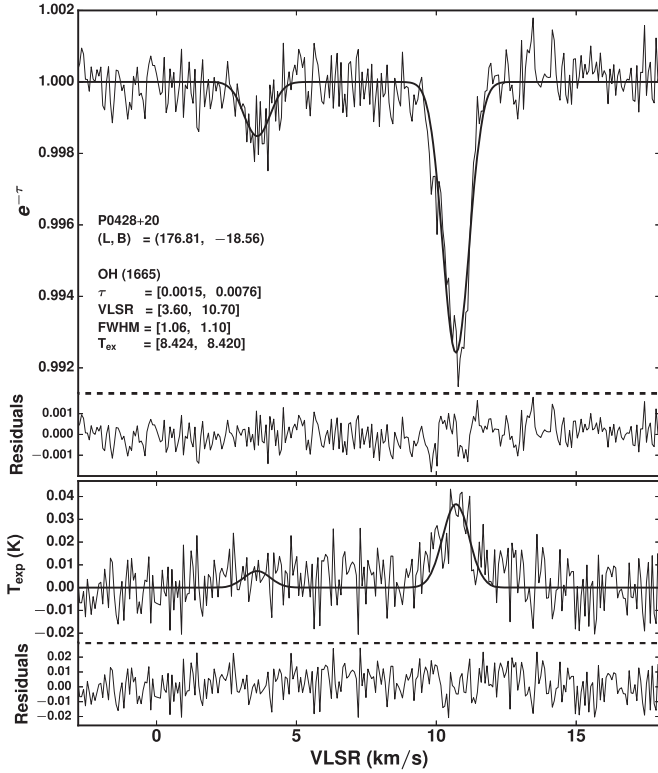
$$T_{\text{exp}}(\nu) = T_{\text{B,cold}}(\nu) + T_{\text{B,warm}}(\nu), \quad (8)$$

where  $T_{\text{B,cold}}(\nu)$  is the brightness temperature of the cold gas and  $T_{\text{B,warm}}(\nu)$  is the brightness temperature of the the warm gas. Both components contribute to the emission profile.

The opacity spectrum is obtained by combining the on- and off-source spectra (Equations (5) and (6)), and contains only

<sup>18</sup> <http://irsa.ipac.caltech.edu/data/ISSA/>

<sup>19</sup> <http://www.iram.fr/IRAMFR/GILDAS/>



**Figure 2.** Illustration of derived parameters from the fits to the absorption (upper panel) and expected emission (lower panel) profiles for the source P0428+20. The thin solid lines show the data; the thick solid lines are the fits. The solid lines below the dashed lines present the residuals for absorption and fitted expected emission, respectively.

cold gas seen in absorption. First, we fit the observed opacity spectrum  $e^{-\tau(v)}$  with a set of  $N$  Gaussian components.

Next, we fit the expected emission profile,  $T_{\text{exp}}$ , which is assumed to also consist of the  $N$  cold components seen in the absorption spectrum, plus any warm components seen only in emission. We further assume that each component is independent and isothermal with an excitation temperature  $T_{\text{ex},n}$ :

$$\tau(v) = \sum_{n=0}^{N-1} \tau_{0,n} e^{-(v-v_{0,n})/\delta v_n}. \quad (9)$$

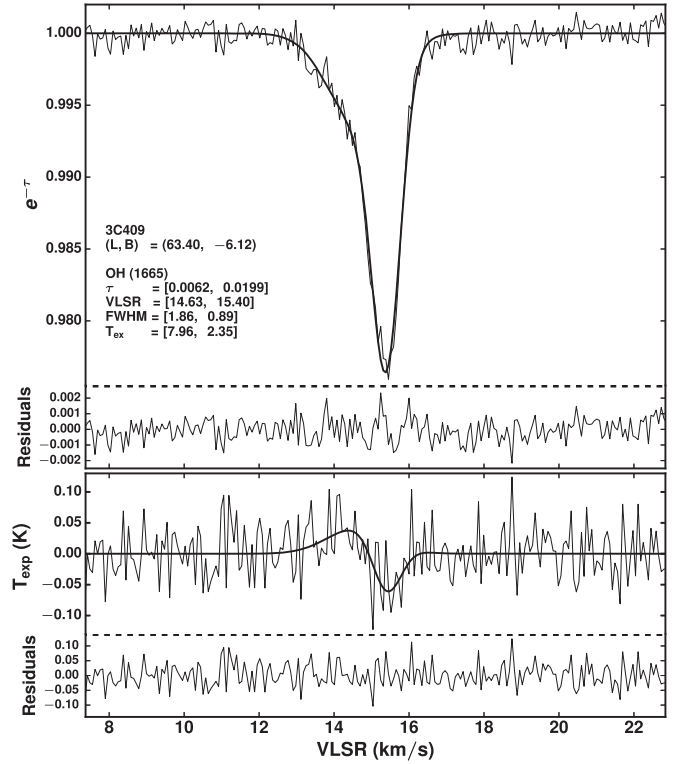
Here,  $\tau_{0,n}$ ,  $v_{0,n}$ , and  $\delta v_n$  are respectively the peak optical depth, central  $V_{\text{LSR}}$ , and  $1/e$ -width of component  $n$ . All the values of  $\tau_{0,n}$ ,  $v_{0,n}$ , and  $\delta v_n$  were then obtained through least-squares fitting. The contribution of the cold components is given by

$$T_{\text{B,cold}}(v) = \sum_{n=0}^{N-1} T_{\text{ex},n} (1 - e^{-\tau_n(v)}) e^{-\sum_{m=0}^{n-1} \tau_m(v)}, \quad (10)$$

where subscript  $m$  describes the  $M$  absorbing clouds lying in front of the  $n$ th cloud. When  $n = 0$ , the summation over  $m$  takes no effect, as there is no foreground cloud.

We obtained the values of excitation temperature  $T_{\text{ex},n}$  from this fit. As in Heiles & Troland (2003a), we experimented with all possible orders along the line of sight and retained the one that yields the smallest residuals.

In total, we detected 48 OH components toward 21 sightlines. Example spectra and fits are shown in Figures 2 and 3.



**Figure 3.** Data for the source 3C409. See Figure 2 for a complete description.

### 3.2. OH Excitation and Optical Depth

Our fitting scheme provides measurements of the excitation conditions and optical depths of the OH gas.

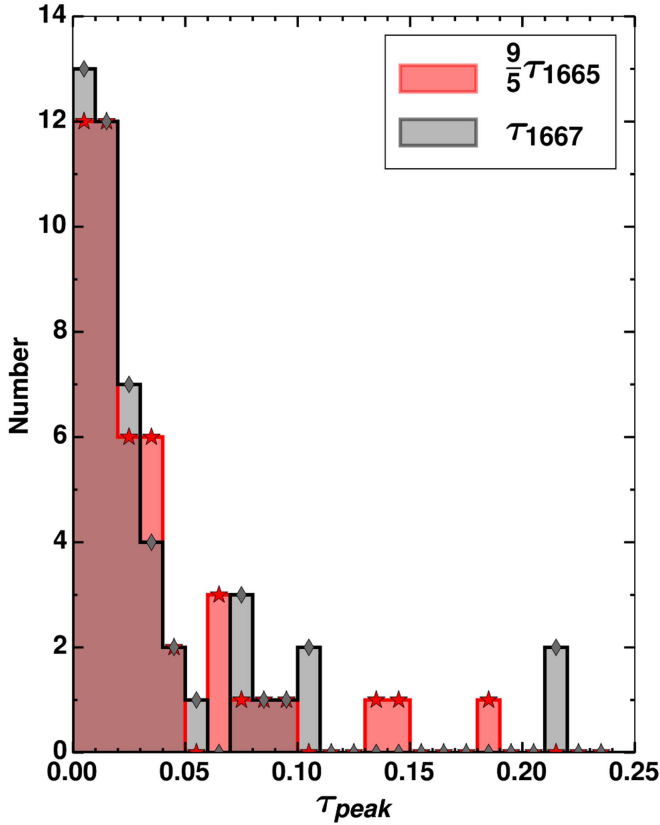
Figure 4 shows a histogram of optical depths in the two OH main lines, with the 1665 line scaled by a factor of 9/5 (see below). The measured optical depth of both lines peaks at very low values of  $\sim 0.01$ , with a longer tail extending as high as 0.21 in the 1667 line. As can be seen in Table 2, the uncertainties on these values are generally very small. The OH gas probed by absorption is thus quite optically thin.

As seen in Figure 5, OH excitation temperatures in the two main lines peak at  $\sim 3$ –4 K and are similar for the two lines. The majority ( $\sim 90\%$ ) of the components show  $T_{\text{ex}}$  values within 2 K of the diffuse continuum background temperature,  $T_{\text{bg}}$ , consistent with measurements from past work (e.g., Nguyen-Q-Rieu et al. 1976; Crutcher 1979; Dickey et al. 1981). The probability density distribution (PDF) of the OH excitation temperature can be fitted by a modified normalized lognormal function,<sup>20</sup>

$$f(T_{\text{ex}}) \propto \frac{1}{\sqrt{2\pi}\sigma} \exp\left[-\frac{[\ln(T_{\text{ex}}) - \ln(T_{\text{ex}}^0)]^2}{2\sigma^2}\right]. \quad (11)$$

The fit parameters are sensitive to the binning and statistical weighting of the data and are not unique. We chose one solution that preserves the tail of relatively high  $T_{\text{ex}}$ . The exact numerical values are less meaningful than the location of the distribution peak and the rough trend of  $T_{\text{ex}}$ , which are represented in the current fitting. The fit results are shown in Figure 6 and Table 1. The statistical uncertainties are small.

<sup>20</sup> Equation (11) differs from the standard lognormal function of  $x$  in that it has no variable ( $x$ ) in the denominator.

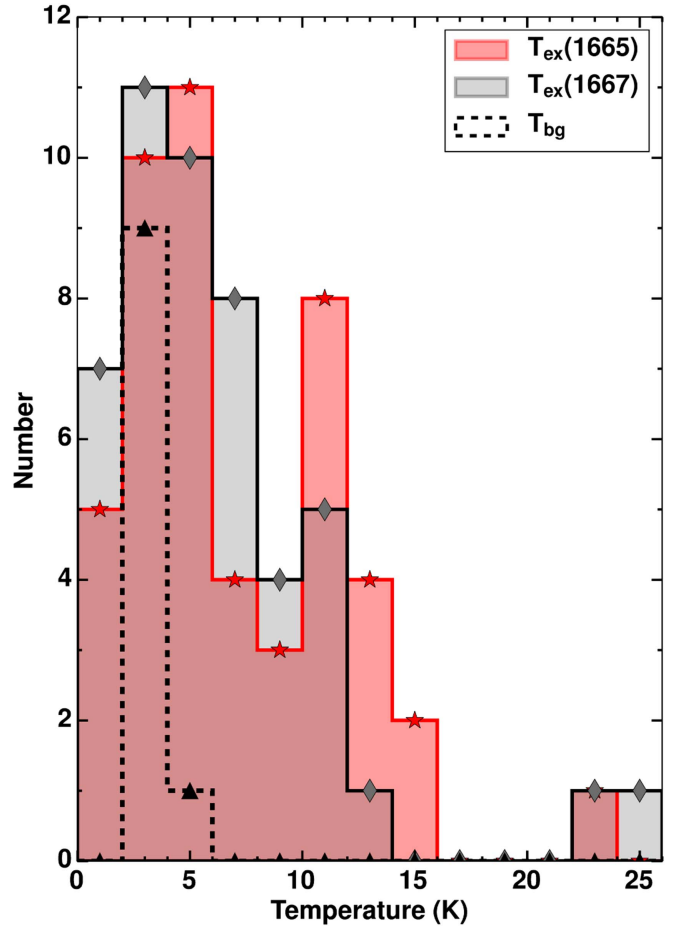


**Figure 4.** Histogram of peak optical depths of the OH Gaussian components. The black bars show the results for the 1667 MHz line and the red bars show 1.8 times the results for the 1665 MHz line.

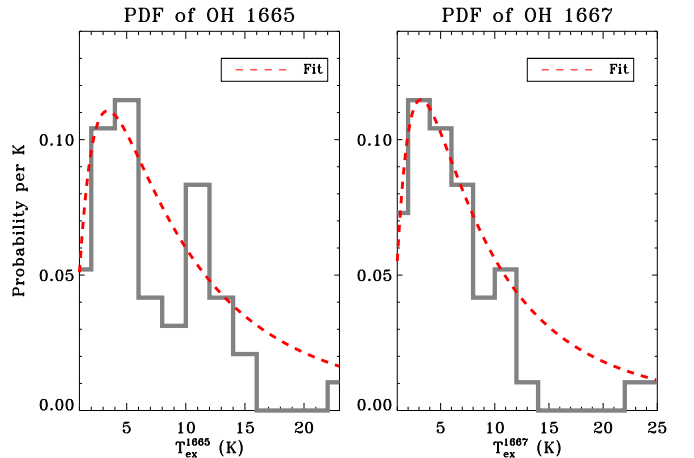
Similar numerical values are found in fitting both the 1665 and 1667 transitions. A simple average of the two sets of fit parameters is also presented in Table 1. Given the unbiased nature of absorption-selected sightlines and the fact that almost half of the detected OH components lie at low Galactic latitudes ( $|b| < 5^\circ$ ), such a generic distribution function may be representative of OH excitation conditions in the Galactic ISM. This tentative conclusion will be refined by future observations.

The combined results of  $T_{\text{ex}}$  and  $\tau$  reflect the complexities in OH excitation. When the level populations of the OH ground states are in LTE, the excitation temperatures of the 1665 and 1667 MHz lines are equal, and their optical depth ratio ( $R_{67/65} = \tau_{1667}/\tau_{1665}$ ) is 1.8. In general, however, we do not expect OH to be thermally excited. The satellite lines (at 1612 and 1720 MHz) commonly show highly anomalous excitation patterns, with  $T_{\text{ex}}$  that are strongly subthermal in one line, and either very high or negative (masing) in the other (e.g., Dawson et al. 2014). This may occur due to far-IR or infrared pumping, which can lead to selective overpopulation of either the  $F = 1$  or the  $F = 2$  level pair (e.g., Guibert et al. 1978). The result is that the main line  $T_{\text{ex}}$  may be very similar, despite the system as a whole being strongly non-thermally excited.

As shown in Figure 7, most OH components deviate from LTE at more than the formal  $1\sigma$  uncertainties propagated from the Gaussian fits. The difference between the excitation temperatures, however, mainly falls within 2 K ( $|\Delta T_{\text{ex}}| < 2$  K), consistent with values observed in previous absorption measurements toward continuum sources (e.g., Nguyen-Q-Rieu et al. 1976; Crutcher 1977, 1979; Dickey et al. 1981).



**Figure 5.** Histograms of excitation temperature,  $T_{\text{ex}}$ , of the Gaussian components for the two OH main lines, and the background continuum temperature  $T_{\text{bg}}$ . The number histogram of  $T_{\text{bg}}$  has been scaled by a factor of 0.5, for ease of visualization.



**Figure 6.** Fitting results of the PDFs of OH excitation temperature for both the 1665 and 1667 lines. Fit parameters are given in Table 1.

### 3.3. OH Column Density

The column densities of the OH components were computed independently from each line according to

$$N(\text{OH})_{1667} = \frac{8\pi k T_{\text{ex},1667} \nu_{1667}^2}{A_{1667} c^3 h} \frac{16}{5} \int \tau_{1667} dv, \quad (12)$$

**Table 1**  
Lognormal Fit Parameters for the OH  $T_{\text{ex}}$  Distribution, as Shown in Figure 6

| Line       | Fitted $T_{\text{ex}}^{0,a}$ | Fitted $\sigma^a$ |
|------------|------------------------------|-------------------|
| OH 1665    | 3.4                          | 0.98              |
| OH 1667    | 3.2                          | 0.96              |
| OH average | 3.3                          | 0.97              |

**Note.**

<sup>a</sup> Parameter defined in Equation (11).

$$N(\text{OH})_{1665} = \frac{8\pi k T_{\text{ex},1665} \nu_{1665}^2}{A_{1665} c^3 h} \frac{16}{3} \int \tau_{1665} dv, \quad (13)$$

where  $A_{1667} = 7.778 \times 10^{-11} \text{ s}^{-1}$  and  $A_{1665} = 7.177 \times 10^{-11} \text{ s}^{-1}$  are the Einstein  $A$ -coefficients of the OH main lines (Destombes et al. 1977). The values are tabulated in Table 2 and discussed below.

#### 4. The Relation between H I, CO, and OH

##### 4.1. OH and H I

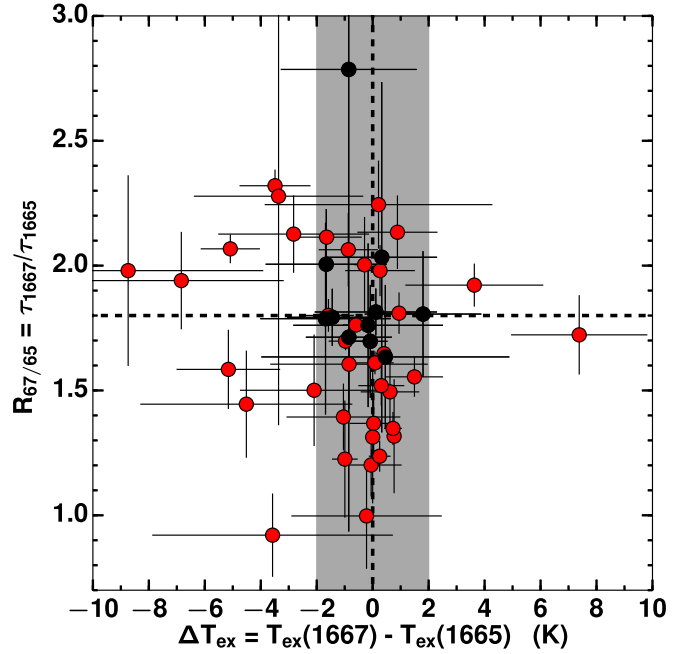
Regardless of the complexities in the OH excitation, the measured line ratios are generally close to the LTE value of 5/9 with a relatively small scatter. To appropriately utilize both transitions while minimizing the impact of the poorer S/N in the 1665 line, we estimate the total OH column density as  $N(\text{OH}) = \frac{5}{14}N(1665) + \frac{9}{14}N(1667)$ . The OH column densities obtained with this method are plotted against the H I column density of each Gaussian component in Figure 8 on a component-by-component basis. Since the H I components are always wider than OH lines, the sum of all OH components was used when multiple OH components coincide with one H I component.

For non-detections, an upper limit was estimated based on the 1667 MHz spectrum alone, assuming a single Gaussian optical depth spectrum, with a FWHM of 1.0 km/s and peak  $\tau$  equal to 3 times the spectral rms. For instance, an rms of 1667 MHz absorption spectrum toward 3C138 is 31 mK in brightness temperature.  $T_{\text{ex}}$  was assumed to be equal to 3.5 K, the peak of the lognormal function fitted to the  $T_{\text{ex}}$  distribution in Figure 6. These values are plotted as triangles in Figure 8. Our absorption data set typically has a detection limit around  $N(\text{OH}) \simeq 10^{12} \text{ cm}^{-2}$ , with a number of higher limits occurring toward weaker continuum background sources.

Many H I components have no detectable OH. Where OH is detected, there is some suggestion of a weak correlation between the OH and H I column densities. For  $N(\text{H I})$  between  $10^{20}$  and  $10^{21} \text{ cm}^{-2}$  most sources are consistent with an  $[\text{OH}]/[\text{H I}]$  abundance ratio  $\sim 10^{-7}$ .

##### 4.2. OH and CO

Both CO and OH are widely used molecular tracers in the ISM. Allen et al. (2012, 2015) performed a pilot OH survey toward the Galactic plane around  $l \approx 105^\circ$  and demonstrated the presence of CO-dark molecular gas (DMG): CO emission was absent in more than half of the detected OH spectral features (see also Wannier et al. 1993 and Barriault et al. 2010). Xu & Li (2016) took OH observations across a boundary of the Taurus molecular cloud, revealing that the fraction of DMG decreases from 0.8 in the outer CO poor region to 0.2 in the inner CO abundant region.



**Figure 7.** Optical depth ratio ( $R_{67/65} = \tau_{1667}/\tau_{1665}$ ) as a function of excitation temperature difference ( $T_{\text{ex}}(1667) - T_{\text{ex}}(1665)$ ) for the 1667 and 1665 MHz OH lines. The horizontal and vertical dashed lines indicate 1.8 and 0.0, the values for LTE excitation. The error bars indicate the  $1\sigma$  formal uncertainties propagated through from the Gaussian fits. The black points are those consistent with LTE to within the  $1\sigma$  errors; the red points are inconsistent. The vertical shaded region represents  $|\Delta T_{\text{ex}}| < 2 \text{ K}$ .

Our explicit measurements of CO and OH properties allow us to examine the relation between CO and OH again. Nine OH components are identified as DMG clouds and will be discussed in detail in Section 4.3. We focus here on molecular clouds with both OH and CO detections.

CO emission was detected toward 40/49 OH components. CO column density,  $N(\text{CO})$ , is calculated differently for each of the following three cases:

1. Detection of only  $^{12}\text{CO}(J=1-0)$ .
2. Detection of both  $^{12}\text{CO}(J=1-0)$  and  $^{12}\text{CO}(J=2-1)$ .
3. Detection of three lines,  $^{12}\text{CO}(J=1-0)$ ,  $^{12}\text{CO}(J=2-1)$ , and  $^{13}\text{CO}(J=1-0)$  simultaneously.

In LTE, the total column density  $N_{\text{tot}}$  of a two-level transition from upper level  $u$  to lower level  $l$  is given by

$$N_{\text{tot}} = \frac{8\pi\nu^3}{c^3 A_{ul}} \frac{Q_{\text{rot}}}{g_u} \frac{e^{E_u/kT_{\text{ex}}}}{e^{h\nu/kT_{\text{ex}}} - 1} \int \tau_\nu dv, \quad (14)$$

where  $A_{ul}$  is the spontaneous emission coefficient for transitions between levels  $u$  and  $l$ ,  $g_u$  is the degeneracy of level  $u$ ,  $E_u$  is the energy of level  $u$ , and  $T_{\text{ex}}$  is the excitation temperature.  $Q_{\text{rot}}$  is the rotational partition function, given by

$$Q_{\text{rot}} \approx \frac{kT_{\text{ex}}}{hB_0} + \frac{1}{3} + \frac{1}{15} \left( \frac{hB_0}{kT_{\text{ex}}} \right) + \frac{4}{315} \left( \frac{hB_0}{kT_{\text{ex}}} \right)^2 + \frac{1}{315} \left( \frac{hB_0}{kT_{\text{ex}}} \right)^3, \quad (15)$$

which is good to  $<1\%$  when  $T_{\text{ex}} > 2 \text{ K}$ .  $B_0$  is the rotational constant of the molecule.

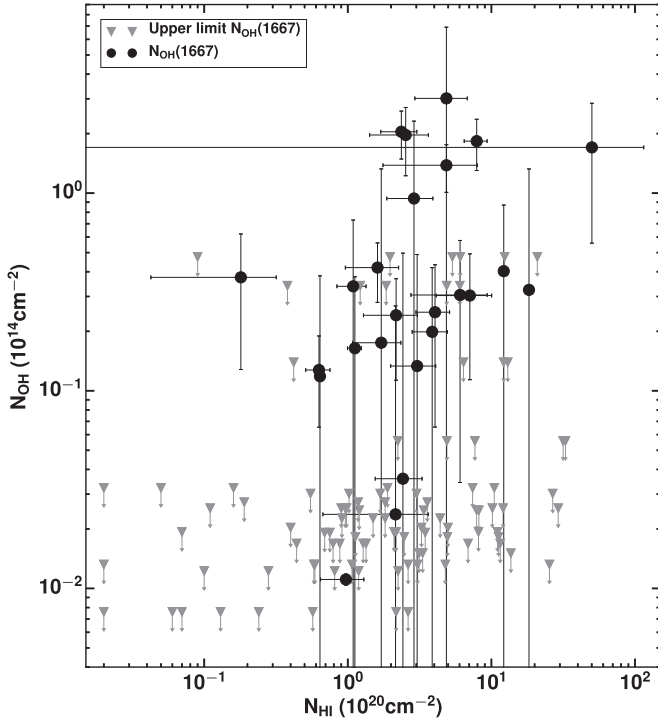
**Table 2**  
Gaussian Fit Parameters for OH main Lines

| Source<br>(Name) | $l/b$<br>( $^{\circ}$ ) | OH(1665)         |  |                                      |                            |   | OH(1667)          |  |                                      |                            |   |
|------------------|-------------------------|------------------|--|--------------------------------------|----------------------------|---|-------------------|--|--------------------------------------|----------------------------|---|
|                  |                         | $\tau$           | $V_{\text{lsr}}$<br>( $\text{km s}^{-1}$ ) | $\Delta V$<br>( $\text{km s}^{-1}$ ) | $T_{\text{ex}}$<br>( $K$ ) | $N(\text{OH})$<br>( $10^{14} \text{ cm}^{-2}$ ) | $\tau$            | $V_{\text{lsr}}$<br>( $\text{km s}^{-1}$ ) | $\Delta V$<br>( $\text{km s}^{-1}$ ) | $T_{\text{ex}}$<br>( $K$ ) | $N(\text{OH})$<br>( $10^{14} \text{ cm}^{-2}$ ) |
| 3C105            | 187.6/-33.6             | 0.0158 ± 0.0003  | 8.14 ± 0.01                                | 0.97 ± 0.02                          | 4.93 ± 0.5                 | 0.32 ± 0.26                                     | 0.0268 ± 0.0003   | 8.17 ± 0.0                                 | 0.96 ± 0.01                          | 3.96 ± 0.34                | 0.24 ± 0.13                                     |
| 3C105            | 187.6/-33.6             | 0.0062 ± 0.0003  | 10.23 ± 0.02                               | 1.03 ± 0.05                          | 8.49 ± 1.26                | 0.23 ± 0.44                                     | 0.0107 ± 0.0003   | 10.26 ± 0.01                               | 1.03 ± 0.03                          | 7.64 ± 0.88                | 0.2 ± 0.22                                      |
| 3C109            | 181.8/-27.8             | 0.0022 ± 0.0003  | 9.16 ± 0.1                                 | 1.0 ± 0.24                           | 23.68 ± 3.66               | 0.22 ± 0.73                                     | 0.0036 ± 0.0004   | 9.22 ± 0.07                                | 1.02 ± 0.17                          | 24.13 ± 2.5                | 0.21 ± 0.36                                     |
| 3C109            | 181.8/-27.8             | 0.0035 ± 0.0003  | 10.44 ± 0.06                               | 0.95 ± 0.15                          | 14.76 ± 2.33               | 0.21 ± 0.56                                     | 0.0057 ± 0.0004   | 10.58 ± 0.05                               | 1.04 ± 0.11                          | 13.92 ± 1.58               | 0.19 ± 0.29                                     |
| 3C123            | 170.6/-11.7             | 0.0191 ± 0.0008  | 3.65 ± 0.06                                | 1.19 ± 0.11                          | 11.08 ± 1.79               | 1.08 ± 1.26                                     | 0.0347 ± 0.0012   | 3.71 ± 0.06                                | 1.22 ± 0.1                           | 11.2 ± 1.26                | 1.13 ± 0.69                                     |
| 3C123            | 170.6/-11.7             | 0.0431 ± 0.0023  | 4.43 ± 0.01                                | 0.53 ± 0.03                          | 6.42 ± 1.22                | 0.62 ± 0.57                                     | 0.0919 ± 0.004    | 4.46 ± 0.01                                | 0.53 ± 0.02                          | 7.31 ± 0.75                | 0.84 ± 0.29                                     |
| 3C123            | 170.6/-11.7             | 0.0338 ± 0.0008  | 5.37 ± 0.01                                | 0.92 ± 0.04                          | 11.62 ± 1.11               | 1.53 ± 0.8                                      | 0.0784 ± 0.0012   | 5.47 ± 0.01                                | 0.92 ± 0.02                          | 8.13 ± 0.61                | 1.38 ± 0.37                                     |
| 3C131            | 171.4/-7.8              | 0.0065 ± 0.0005  | 4.55 ± 0.02                                | 0.56 ± 0.06                          | 12.67 ± 1.53               | 0.2 ± 0.3                                       | 0.0103 ± 0.0006   | 4.56 ± 0.02                                | 0.62 ± 0.05                          | 7.51 ± 1.04                | 0.11 ± 0.16                                     |
| 3C131            | 171.4/-7.8              | 0.0074 ± 0.0006  | 6.8 ± 0.06                                 | 2.97 ± 0.2                           | 10.46 ± 0.86               | 0.98 ± 0.94                                     | 0.0111 ± 0.0005   | 6.68 ± 0.05                                | 3.32 ± 0.15                          | 11.08 ± 0.59               | 0.96 ± 0.49                                     |
| 3C131            | 171.4/-7.8              | 0.0167 ± 0.0007  | 6.59 ± 0.01                                | 0.42 ± 0.02                          | 2.66 ± 0.84                | 0.08 ± 0.19                                     | 0.0259 ± 0.0008   | 6.58 ± 0.01                                | 0.43 ± 0.02                          | 4.15 ± 0.58                | 0.11 ± 0.1                                      |
| 3C131            | 171.4/-7.8              | 0.0521 ± 0.0007  | 7.23 ± 0.0                                 | 0.55 ± 0.01                          | 5.03 ± 0.25                | 0.62 ± 0.13                                     | 0.0858 ± 0.0007   | 7.23 ± 0.0                                 | 0.59 ± 0.01                          | 5.43 ± 0.16                | 0.65 ± 0.07                                     |
| 3C132            | 178.9/-12.5             | 0.0033 ± 0.0002  | 7.82 ± 0.03                                | 0.89 ± 0.08                          | 15.72 ± 2.08               | 0.19 ± 0.45                                     | 0.0056 ± 0.0003   | 7.79 ± 0.02                                | 0.81 ± 0.05                          | 23.1 ± 1.27                | 0.25 ± 0.18                                     |
| 3C133            | 177.7/-9.9              | 0.1009 ± 0.001   | 7.66 ± 0.0                                 | 0.53 ± 0.0                           | 2.97 ± 0.22                | 0.68 ± 0.16                                     | 0.2132 ± 0.0016   | 7.68 ± 0.0                                 | 0.52 ± 0.0                           | 1.33 ± 1.24                | 0.35 ± 0.7                                      |
| 3C133            | 177.7/-9.9              | 0.0148 ± 0.001   | 7.94 ± 0.02                                | 1.23 ± 0.03                          | 5.9 ± 3.41                 | 0.46 ± 2.18                                     | 0.0333 ± 0.0015   | 7.96 ± 0.02                                | 1.23 ± 0.02                          | 6.11 ± 2.22                | 0.59 ± 1.18                                     |
| 3C154            | 185.6/4.0               | 0.0266 ± 0.0006  | -2.32 ± 0.01                               | 0.74 ± 0.03                          | 2.61 ± 0.57                | 0.22 ± 0.3                                      | 0.0428 ± 0.0007   | -2.34 ± 0.01                               | 0.71 ± 0.02                          | 2.69 ± 0.35                | 0.19 ± 0.12                                     |
| 3C154            | 185.6/4.0               | 0.01 ± 0.0005    | -1.39 ± 0.04                               | 0.83 ± 0.09                          | 6.15 ± 1.43                | 0.22 ± 0.51                                     | 0.0179 ± 0.0006   | -1.34 ± 0.03                               | 0.91 ± 0.06                          | 4.7 ± 0.74                 | 0.18 ± 0.21                                     |
| 3C154            | 185.6/4.0               | 0.0038 ± 0.0004  | 2.23 ± 0.06                                | 1.12 ± 0.16                          | 6.62 ± 3.22                | 0.12 ± 0.95                                     | 0.0054 ± 0.0005   | 2.18 ± 0.06                                | 1.33 ± 0.14                          | 2.1 ± 1.99                 | 0.04 ± 0.46                                     |
| 3C167            | 207.3/1.2               | 0.0109 ± 0.0019  | 18.53 ± 0.11                               | 1.27 ± 0.26                          | 4.87 ± 2.23                | 0.29 ± 1.26                                     | 0.0108 ± 0.0013   | 17.66 ± 0.16                               | 2.71 ± 0.4                           | 4.65 ± 1.49                | 0.32 ± 1.0                                      |
| 3C18             | 118.6/-52.7             | 0.003 ± 0.0003   | -8.53 ± 0.11                               | 2.5 ± 0.19                           | 10.93 ± 1.99               | 0.35 ± 1.16                                     | 0.006 ± 0.0003    | -8.33 ± 0.05                               | 2.5 ± 0.1                            | 9.27 ± 0.86                | 0.33 ± 0.39                                     |
| 3C18             | 118.6/-52.7             | 0.0056 ± 0.0004  | -7.82 ± 0.02                               | 0.68 ± 0.06                          | 2.05 ± 2.03                | 0.03 ± 0.44                                     | 0.0078 ± 0.0005   | -7.85 ± 0.01                               | 0.6 ± 0.04                           | 1.0 ± 0.0                  | 0.01 ± 0.0                                      |
| 3C207            | 213.0/30.1              | 0.0152 ± 0.0002  | 4.55 ± 0.01                                | 0.77 ± 0.01                          | 3.17 ± 0.42                | 0.16 ± 0.17                                     | 0.0268 ± 0.0002   | 4.55 ± 0.0                                 | 0.78 ± 0.01                          | 2.57 ± 0.2                 | 0.13 ± 0.06                                     |
| 3C409            | 63.4/-6.1               | 0.0062 ± 0.0007  | 14.63 ± 0.14                               | 1.86 ± 0.15                          | 11.37 ± 1.9                | 0.55 ± 1.19                                     | 0.0057 ± 0.0008   | 14.7 ± 0.18                                | 1.68 ± 0.18                          | 7.8 ± 3.86                 | 0.18 ± 1.15                                     |
| 3C409            | 63.4/-6.1               | 0.0199 ± 0.0012  | 15.4 ± 0.01                                | 0.89 ± 0.04                          | 0.17 ± 0.86                | 0.01 ± 0.46                                     | 0.0273 ± 0.0016   | 15.41 ± 0.01                               | 0.86 ± 0.03                          | 0.2 ± 0.0                  | 0.01 ± 0.0                                      |
| 3C410            | 69.2/-3.8               | 0.0121 ± 0.0003  | 6.25 ± 0.01                                | 1.03 ± 0.03                          | 9.4 ± 0.97                 | 0.5 ± 0.47                                      | 0.025 ± 0.0004    | 6.29 ± 0.01                                | 1.19 ± 0.02                          | 4.31 ± 0.43                | 0.3 ± 0.19                                      |
| 3C410            | 69.2/-3.8               | 0.0043 ± 0.0003  | 10.7 ± 0.04                                | 0.7 ± 0.09                           | 11.26 ± 3.32               | 0.14 ± 0.65                                     | 0.0084 ± 0.0005   | 10.72 ± 0.04                               | 0.8 ± 0.09                           | 4.42 ± 1.55                | 0.07 ± 0.27                                     |
| 3C410            | 69.2/-3.8               | 0.0053 ± 0.0003  | 11.67 ± 0.04                               | 0.84 ± 0.09                          | 5.74 ± 2.44                | 0.11 ± 0.64                                     | 0.0114 ± 0.0005   | 11.68 ± 0.03                               | 0.81 ± 0.07                          | 2.92 ± 1.14                | 0.06 ± 0.23                                     |
| 3C454.3          | 86.1/-38.2              | 0.0023 ± 0.0001  | -9.67 ± 0.03                               | 1.63 ± 0.07                          | 4.61 ± 2.14                | 0.07 ± 0.72                                     | 0.0044 ± 0.0001   | -9.55 ± 0.02                               | 1.37 ± 0.04                          | 8.25 ± 1.22                | 0.12 ± 0.26                                     |
| 3C75             | 170.3/-44.9             | 0.0072 ± 0.0003  | -10.36 ± 0.03                              | 1.32 ± 0.07                          | 3.64 ± 1.09                | 0.15 ± 0.52                                     | 0.0142 ± 0.0003   | -10.36 ± 0.02                              | 1.25 ± 0.04                          | 3.91 ± 0.6                 | 0.16 ± 0.21                                     |
| 4C13.67          | 43.5/9.2                | 0.0474 ± 0.0037  | 4.88 ± 0.05                                | 1.3 ± 0.12                           | 10.43 ± 0.9                | 2.73 ± 1.13                                     | 0.057 ± 0.004     | 4.95 ± 0.05                                | 1.46 ± 0.12                          | 10.37 ± 0.62               | 2.04 ± 0.56                                     |
| 4C22.12          | 188.1/0.0               | 0.0059 ± 0.0009  | -2.84 ± 0.06                               | 0.79 ± 0.17                          | 6.91 ± 2.35                | 0.14 ± 0.61                                     | 0.0103 ± 0.001    | -2.73 ± 0.04                               | 0.8 ± 0.11                           | 6.75 ± 1.28                | 0.13 ± 0.25                                     |
| 4C22.12          | 188.1/0.0               | 0.0172 ± 0.0011  | -1.78 ± 0.02                               | 0.56 ± 0.05                          | 4.67 ± 0.95                | 0.19 ± 0.3                                      | 0.0356 ± 0.0012   | -1.78 ± 0.01                               | 0.54 ± 0.02                          | 3.8 ± 0.46                 | 0.17 ± 0.11                                     |
| G196.6+0.2       | 196.6/0.2               | 0.0043 ± 0.0005  | 3.22 ± 0.1                                 | 1.67 ± 0.25                          | 10.95 ± 2.34               | 0.34 ± 1.1                                      | 0.0065 ± 0.0005   | 3.43 ± 0.09                                | 2.5 ± 0.24                           | 8.85 ± 1.24                | 0.34 ± 0.59                                     |
| G197.0+1.1       | 197.0/1.1               | 0.0124 ± 0.0005  | 4.83 ± 0.03                                | 1.84 ± 0.09                          | 5.2 ± 0.65                 | 0.5 ± 0.57                                      | 0.0188 ± 0.0007   | 4.72 ± 0.03                                | 1.59 ± 0.07                          | 5.51 ± 0.5                 | 0.39 ± 0.26                                     |
| G197.0+1.1       | 197.0/1.1               | 0.0057 ± 0.0008  | 7.46 ± 0.04                                | 0.61 ± 0.1                           | 1.0 ± 0.0                  | 0.01 ± 0.0                                      | 0.0075 ± 0.0011   | 7.34 ± 0.04                                | 0.6 ± 0.1                            | 1.0 ± 0.0                  | 0.01 ± 0.0                                      |
| G197.0+1.1       | 197.0/1.1               | 0.0053 ± 0.0006  | 16.41 ± 0.09                               | 1.17 ± 0.22                          | 8.76 ± 1.91                | 0.23 ± 0.69                                     | 0.0094 ± 0.0017   | 16.34 ± 0.12                               | 0.95 ± 0.19                          | 7.07 ± 1.33                | 0.15 ± 0.29                                     |
| G197.0+1.1       | 197.0/1.1               | 0.0069 ± 0.0008  | 17.65 ± 0.05                               | 0.71 ± 0.12                          | 5.35 ± 1.88                | 0.11 ± 0.47                                     | 0.0124 ± 0.001    | 17.45 ± 0.12                               | 1.22 ± 0.21                          | 7.15 ± 0.89                | 0.26 ± 0.29                                     |
| G197.0+1.1       | 197.0/1.1               | 0.0237 ± 0.0009  | 32.01 ± 0.01                               | 0.56 ± 0.02                          | 3.41 ± 0.62                | 0.19 ± 0.23                                     | 0.0428 ± 0.0012   | 32.01 ± 0.01                               | 0.53 ± 0.02                          | 4.35 ± 0.39                | 0.23 ± 0.1                                      |
| P0428+20         | 176.8/-18.6             | 0.0015 ± 0.0002  | 3.6 ± 0.08                                 | 1.06 ± 0.2                           | 13.3 ± 4.09                | 0.09 ± 0.71                                     | 0.0029 ± 0.0003   | 3.55 ± 0.04                                | 0.75 ± 0.09                          | 4.56 ± 2.56                | 0.02 ± 0.25                                     |
| P0428+20         | 176.8/-18.6             | 0.0076 ± 0.0002  | 10.7 ± 0.02                                | 1.1 ± 0.04                           | 13.29 ± 0.79               | 0.47 ± 0.32                                     | 0.0137 ± 0.0003   | 10.7 ± 0.01                                | 1.11 ± 0.02                          | 11.71 ± 0.45               | 0.42 ± 0.14                                     |
| P0531+19         | 186.8/-7.1              | 0.0011 ± 0.00024 | 1.559 ± 0.087                              | 0.814 ± 0.214                        | 3.49 ± 4.37                | 0.0133 ± 0.0169                                 | 0.00089 ± 0.00024 | 1.85 ± 0.139                               | 1.053 ± 0.346                        | 4.01 ± 7.1                 | 0.0089 ± 0.0162                                 |
| T0526+24         | 181.4/-5.2              | 0.0158 ± 0.0058  | 7.58 ± 0.29                                | 1.66 ± 0.74                          | 13.57 ± 2.78               | 1.51 ± 2.61                                     | 0.0359 ± 0.0059   | 7.49 ± 0.15                                | 1.97 ± 0.39                          | 10.21 ± 1.2                | 1.7 ± 1.15                                      |
| T0629+10         | 201.5/0.5               | 0.004 ± 0.0026   | 0.16 ± 0.19                                | 0.64 ± 0.49                          | 4.07 ± 2.23                | 0.05 ± 0.39                                     | 0.0113 ± 0.0023   | 0.33 ± 0.22                                | 0.97 ± 0.43                          | 3.22 ± 0.96                | 0.08 ± 0.24                                     |
| T0629+10         | 201.5/0.5               | 0.0378 ± 0.0129  | 3.13 ± 0.28                                | 0.99 ± 0.43                          | 0.59 ± 0.66                | 0.09 ± 0.54                                     | 0.0769 ± 0.0046   | 4.17 ± 0.06                                | 3.17 ± 0.22                          | 0.92 ± 1.87                | 0.53 ± 3.88                                     |
| T0629+10         | 201.5/0.5               | 0.0168 ± 0.0016  | 1.47 ± 0.11                                | 1.43 ± 0.44                          | 1.49 ± 0.46                | 0.15 ± 0.37                                     | 0.0206 ± 0.0034   | 1.3 ± 0.1                                  | 0.8 ± 0.2                            | 0.5 ± 0.0                  | 0.02 ± 0.01                                     |

**Table 2**  
(Continued)

| Source<br>(Name) | $l/b$<br>( $^{\circ}$ ) | OH(1665)            |  |                                      |                            |   | OH(1667)            |  |                                      |                            |   |
|------------------|-------------------------|---------------------|--|--------------------------------------|----------------------------|---|---------------------|--|--------------------------------------|----------------------------|---|
|                  |                         | $\tau$              | $V_{\text{lsr}}$<br>( $\text{km s}^{-1}$ ) | $\Delta V$<br>( $\text{km s}^{-1}$ ) | $T_{\text{ex}}$<br>( $K$ ) | $N(\text{OH})$<br>( $10^{14} \text{ cm}^{-2}$ ) | $\tau$              | $V_{\text{lsr}}$<br>( $\text{km s}^{-1}$ ) | $\Delta V$<br>( $\text{km s}^{-1}$ ) | $T_{\text{ex}}$<br>( $K$ ) | $N(\text{OH})$<br>( $10^{14} \text{ cm}^{-2}$ ) |
| T0629+10         | 201.5/0.5               | $0.163 \pm 0.0281$  | $3.61 \pm 0.02$                            | $0.61 \pm 0.04$                      | $2.33 \pm 0.13$            | $0.98 \pm 0.22$                                 | $0.2147 \pm 0.0045$ | $3.55 \pm 0.0$                             | $0.6 \pm 0.02$                       | $3.1 \pm 0.13$             | $0.95 \pm 0.09$                                 |
| T0629+10         | 201.5/0.5               | $0.0812 \pm 0.002$  | $4.62 \pm 0.01$                            | $0.78 \pm 0.03$                      | $1.23 \pm 0.29$            | $0.33 \pm 0.27$                                 | $0.1004 \pm 0.0044$ | $4.64 \pm 0.01$                            | $0.36 \pm 0.02$                      | $1.48 \pm 0.26$            | $0.13 \pm 0.07$                                 |
| T0629+10         | 201.5/0.5               | $0.075 \pm 0.0018$  | $6.09 \pm 0.02$                            | $1.05 \pm 0.05$                      | $3.74 \pm 0.2$             | $1.25 \pm 0.25$                                 | $0.1011 \pm 0.0043$ | $6.1 \pm 0.01$                             | $0.64 \pm 0.04$                      | $4.46 \pm 0.25$            | $0.69 \pm 0.13$                                 |
| T0629+10         | 201.5/0.5               | $0.0371 \pm 0.0031$ | $6.99 \pm 0.02$                            | $0.49 \pm 0.06$                      | $4.28 \pm 0.29$            | $0.33 \pm 0.13$                                 | $0.0744 \pm 0.0036$ | $6.93 \pm 0.02$                            | $0.64 \pm 0.05$                      | $3.99 \pm 0.22$            | $0.45 \pm 0.1$                                  |
| T0629+10         | 201.5/0.5               | $0.0174 \pm 0.0018$ | $7.9 \pm 0.05$                             | $0.83 \pm 0.13$                      | $3.54 \pm 0.46$            | $0.22 \pm 0.22$                                 | $0.0295 \pm 0.0025$ | $7.95 \pm 0.03$                            | $0.71 \pm 0.08$                      | $3.46 \pm 0.42$            | $0.17 \pm 0.12$                                 |





**Figure 8.** OH column densities derived from the 1667 line,  $N(\text{OH})$ , vs. H I column densities,  $N(\text{H I})$ , both on a Gaussian component-by-component basis. The triangles depict approximate upper limits for H I components where OH was not detected (see Section 4.1).

$\tau_\nu$  is the optical depth of the line, and is related to brightness temperature,  $T_b$ , through the radiative transfer equation

$$J(T_b) = f[J(T_{\text{ex}}) - J(T_{\text{bg}})][1 - e^{-\tau_\nu}], \quad (16)$$

where  $f$  is the beam filling factor and  $J(T) = (h\nu/k)/(e^{h\nu/kT} - 1)$ .

When only  $^{12}\text{CO}(J=1-0)$  is detected (case 1), we do not adopt the optically thick assumption but adopt the assumption that the excitation temperature of  $^{12}\text{CO}$  is 10 K as suggested by Goldsmith et al. (2008) in the Taurus cloud. Optical depth  $\tau_\nu$  can be derived from Equation (16). Then the total column density of  $^{12}\text{CO}$  can be derived through the combination of Equations (14) and (15).

For case 2, we adopted the assumption of optically thin  $^{12}\text{CO}(J=1-0)$  and  $^{12}\text{CO}(J=2-1)$  lines. This is reasonable since there is no  $^{13}\text{CO}(J=1-0)$  detection and the corrected antenna temperatures of CO are smaller than 1 K (see, e.g., source 3C105 in Figure 13). The excitation temperature of  $^{12}\text{CO}$ ,  $T_{\text{ex}}$ , is then obtained from the following equation

$$\frac{e^{11.06/T_{\text{bg}} - 16.59/T_{\text{ex}}} - e^{-5.53/T_{\text{ex}}}}{e^{5.53/T_{\text{bg}} - 5.53/T_{\text{ex}}} - 1} = \frac{\nu_{21}^3 A_{10} g_1}{2\nu_{10}^3 A_{21} g_2} \times \left[ \frac{e^{11.06/T_{\text{bg}} - 1}}{e^{5.53/T_{\text{bg}} - 1}} \right] \frac{\int T_{\text{R}}^{21} dv}{\int T_{\text{R}}^{10} dv}, \quad (17)$$

where  $T_{\text{R}} = J(T_b)$ . Once  $T_{\text{ex}}$  in Equation (17) is determined,  $N(^{12}\text{CO})$  is derived as done in case 1.

When both  $^{12}\text{CO}(J=1-0)$  and  $^{13}\text{CO}(J=1-0)$  are detected as in case 3, we assume  $\tau_{10}(^{12}\text{CO}) \gg 1$  and derive  $T_{\text{ex}}$  and

$\tau_{10}(^{13}\text{CO})$  via:

$$T_{\text{ex}} = 5.53 \left\{ \ln \left[ 1 + \frac{5.532}{T_{\text{R}}(^{12}\text{CO}) + 0.819} \right] \right\}^{-1}. \quad (18)$$

$$\tau_{10}(^{13}\text{CO}) = -\ln \left\{ 1 - \frac{T_{\text{R}}(^{13}\text{CO})}{5.29} ([e^{5.29/T_{\text{ex}}} - 1]^{-1} - 0.16)^{-1} \right\}. \quad (19)$$

$N_{\text{tot}}(^{13}\text{CO})$  is then obtained using Equation (15), from which we compute  $N_{\text{tot}}(^{12}\text{CO})$  by assuming  $[^{12}\text{C}]/[^{13}\text{C}] = 68$  (Milam et al. 2005).

The central velocities of derived OH components are used as initial estimates for CO fitting with the CLASS/GILDAS software. The properties of the fitted CO components are shown in Table 3, and the above calculations of CO excitation temperature and total column density are based on the derived Gaussian fitting results. The coincidence between OH and CO components is judged by central velocity. The velocity difference should be less than  $0.5 \text{ km s}^{-1}$ . We plot the relation between OH and CO column density in Figure 9. A positive correlation between  $\log(N(\text{OH}))$  and  $\log(N(\text{CO}))$  is seen. Least-squares fitting yields the relation  $\log(N(\text{OH})) = 8.16_{0.898}^{0.898} + 0.316_{0.054}^{0.054} \log(N(\text{CO}))$ . The linear Pearson correlation coefficient is 0.69, indicating a strong correlation. This result is consistent with Allen et al. (2015), where an apparent correlation was found between strong  $^{12}\text{CO}$  emission and OH emission.

### 4.3. CO-dark Molecular Gas

All-sky CFA CO survey data (Dame et al. 2001) have been widely used to investigate the distribution of CO on large scales. Planck Collaboration et al. (2011), for example, analyzed Planck data along with the CFA CO survey to probe the large-scale DMG distribution. In principle, the definition of a DMG cloud depends on the sensitivity of the CO data employed. For example, Donate & Magnani (2017) found that the fraction of CO-dark molecular gas relative to total  $\text{H}_2$  decreased from 58% to 30% in the Pegasus-Pisces region when higher sensitivity CO data were taken. In this study, the representative  $1\sigma$  sensitivity of CFA CO data is about  $\sigma_{\text{CFA}} = 0.25 \text{ K per } 0.65 \text{ km s}^{-1}$ . Using this as an illustrative detection threshold, we here identify components as ‘‘DMG-threshold clouds’’ in cases where CO emission would be undetected at  $3\sigma_{\text{CFA}}$  but is detected at the higher sensitivity of the present work.

We compare the Gaussian components seen in H I absorption, OH absorption, and CO emission. A total of 219 H I and 49 OH absorption components were detected. Most OH components can be associated with an H I component within a velocity offset of  $1.0 \text{ km s}^{-1}$ , except for three sources with offsets of about  $1.5 \text{ km s}^{-1}$ . There are four general categories of clouds, three of which are illustrated in Figure 10. Toward 3C192, only H I is present, typical of CNM. Toward 3C133, H I, OH, and several CO and CO isotopologues are all detected, which is representative of ‘‘normal’’ molecular clouds. Toward 3C132, there exists a component with H I and OH absorption, but no CO emission, representing DMG. An example of a DMG-threshold cloud can be found in the spectra of 3C109 (Figure 13), where only weak (0.1 K) CO is detected. In our sample, there are 77.6% CNM, 4.1% DMG, 6.9% DMG-threshold, and 11.4% molecular clouds. In terms of

**Table 3**  
Gaussian Fit Parameters of CO Data

| Source<br>(Name) | $l/b$<br>( $^{\circ}$ ) | $^{12}\text{CO}(1-0)$    |  |                                      | $^{12}\text{CO}(2-1)$    |  |                                      | $^{13}\text{CO}(1-0)$    |  |                                      | $O^b$ | $N(^{12}\text{CO})$<br>( $10^{17}$ ) $\text{cm}^{-2}$ |
|------------------|-------------------------|--------------------------|--|--------------------------------------|--------------------------|--|--------------------------------------|--------------------------|--|--------------------------------------|-------|---|
|                  |                         | $T_{\text{peak}}^a$<br>K | $V_{\text{lsr}}$<br>( $\text{km s}^{-1}$ ) | $\Delta V$<br>( $\text{km s}^{-1}$ ) | $T_{\text{peak}}^a$<br>K | $V_{\text{lsr}}$<br>( $\text{km s}^{-1}$ ) | $\Delta V$<br>( $\text{km s}^{-1}$ ) | $T_{\text{peak}}^a$<br>K | $V_{\text{lsr}}$<br>( $\text{km s}^{-1}$ ) | $\Delta V$<br>( $\text{km s}^{-1}$ ) |       |   |
| 3C105            | 187.6/-33.6             | 1.0                      | 8.07 ± 0.03                                | 0.77 ± 0.06                          | 0.3                      | 8.05 ± 0.03                                | 0.45 ± 0.06                          | ...                      | ...  | ...                                  | 0     | 0.1032 ± 0.0083                                       |
| 3C105            | 187.6/-33.6             | 0.9                      | 10.81 ± 0.03                               | 0.68 ± 0.09                          | 0.3                      | 10.20 ± 0.03                               | 0.74 ± 0.08                          | ...                      | ...  | ...                                  | 1     | 0.0651 ± 0.0082                                       |
| 3C109            | 181.8/-27.8             | ...                      | ...  | ...                                  | ...                      | ...  | ...                                  | ...                      | ...  | ...                                  | 0     | ...   |
| 3C109            | 181.8/-27.8             | 0.1                      | 10.69 ± 0.15                               | 1.52 ± 0.42                          | ...                      | ...  | ...                                  | ...                      | ...  | ...                                  | 1     | 0.0206 ± 0.0057                                       |
| 3C123            | 170.6/-11.7             | 2.8                      | 3.99 ± 0.00                                | 1.87 ± 0.03                          | 1.4                      | 3.75 ± 0.03                                | 1.71 ± 0.10                          | 0.1                      | 3.87 ± 0.23                                | 1.33 ± 0.38                          | 0     | 1.7736 ± 0.0312                                       |
| 3C123            | 170.6/-11.7             | 3.2                      | 4.18 ± 0.00                                | 0.47 ± 0.01                          | 2.2                      | 4.07 ± 0.01                                | 0.51 ± 0.03                          | 1.1                      | 4.41 ± 0.01                                | 0.48 ± 0.02                          | 1     | 5.1962 ± 0.1415                                       |
| 3C123            | 170.6/-11.7             | 3.2                      | 5.21 ± 0.01                                | 1.62 ± 0.02                          | 1.8                      | 5.14 ± 0.03                                | 1.43 ± 0.07                          | 0.3                      | 5.17 ± 0.06                                | 0.93 ± 0.14                          | 2     | 3.1336 ± 0.0483                                       |
| 3C131            | 171.4/-7.8              | 0.7                      | 4.59 ± 0.16                                | 0.71 ± 0.16                          | 0.4                      | 4.56 ± 0.05                                | 0.84 ± 0.13                          | ...                      | ...  | ...                                  | 0     | 0.0506 ± 0.0113                                       |
| 3C131            | 171.4/-7.8              | 1.8                      | 6.88 ± 0.16                                | 2.07 ± 0.16                          | 0.9                      | 6.92 ± 0.01                                | 1.64 ± 0.10                          | 0.2                      | 6.81 ± 0.05                                | 0.96 ± 0.12                          | 1     | 3.2982 ± 0.3194                                       |
| 3C131            | 171.4/-7.8              | 1.2                      | 6.64 ± 0.16                                | 0.72 ± 0.16                          | 0.8                      | 6.64 ± 0.03                                | 0.67 ± 0.06                          | ...                      | ...  | ...                                  | 2     | 0.0842 ± 0.0187                                       |
| 3C131            | 171.4/-7.8              | 0.7                      | 7.18 ± 0.16                                | 0.48 ± 0.16                          | 0.3                      | 7.10 ± 0.04                                | 0.41 ± 0.01                          | ...                      | ...  | ...                                  | 3     | 0.0335 ± 0.0112                                       |
| 3C132            | 178.9/-12.5             | ...                      | ...  | ...                                  | ...                      | ...  | ...                                  | ...                      | ...  | ...                                  | 0     | ...   |
| 3C133            | 177.7/-9.9              | 3.1                      | 7.43 ± 0.00                                | 0.86 ± 0.01                          | 2.0                      | 7.50 ± 0.01                                | 0.81 ± 0.02                          | 0.3                      | 7.36 ± 0.03                                | 0.70 ± 0.06                          | 0     | 2.0087 ± 0.0248                                       |
| 3C133            | 177.7/-9.9              | ...                      | ...  | ...                                  | ...                      | ...  | ...                                  | ...                      | ...  | ...                                  | 1     | ...   |
| 3C154            | 185.6/4.0               | 3.7                      | -2.41 ± 0.01                               | 1.23 ± 0.02                          | 2.1                      | -2.37 ± 0.35                               | 1.24 ± 0.35                          | 0.9                      | -2.06 ± 0.01                               | 1.13 ± 0.03                          | 0     | 8.6360 ± 0.1185                                       |
| 3C154            | 185.6/4.0               | 3.0                      | -1.62 ± 0.01                               | 0.94 ± 0.01                          | 1.5                      | -1.57 ± 0.35                               | 0.79 ± 0.35                          | ...                      | ...  | ...                                  | 1     | 0.2972 ± 0.0047                                       |
| 3C154            | 185.6/4.0               | ...                      | ...  | ...                                  | ...                      | ...  | ...                                  | ...                      | ...  | ...                                  | 2     | ...   |
| 3C167            | 207.3/1.2               | 0.7                      | 17.47 ± 0.31                               | 1.59 ± 0.57                          | 0.3                      | 17.64 ± 0.25                               | 1.62 ± 0.32                          | ...                      | ...  | ...                                  | 0     | 0.1098 ± 0.0394                                       |
| 3C18             | 118.6/-52.7             | 0.5                      | -8.22 ± 0.06                               | 1.31 ± 0.14                          | 0.1                      | -8.32 ± 0.14                               | 0.56 ± 0.32                          | ...                      | ...  | ...                                  | 0     | 0.1078 ± 0.0117                                       |
| 3C18             | 118.6/-52.7             | 0.2                      | -7.10 ± 0.08                               | 0.40 ± 0.15                          | 0.1                      | -7.74 ± 0.17                               | 0.33 ± 0.30                          | ...                      | ...  | ...                                  | 1     | 0.0082 ± 0.0030                                       |
| 3C207            | 213.0/30.1              | 0.4                      | 4.79 ± 0.02                                | 1.00 ± 0.04                          | 0.2                      | 4.74 ± 0.09                                | 0.80 ± 0.19                          | ...                      | ...  | ...                                  | 0     | 0.0443 ± 0.0019                                       |
| 3C409            | 63.4/-6.1               | 0.2                      | 13.82 ± 0.30                               | 1.25 ± 0.44                          | 0.2                      | 14.44 ± 0.24                               | 2.08 ± 0.23                          | ...                      | ...  | ...                                  | 0     | 0.0281 ± 0.0099                                       |
| 3C409            | 63.4/-6.1               | 1.3                      | 15.20 ± 0.04                               | 1.13 ± 0.08                          | 0.6                      | 15.23 ± 0.01                               | 1.02 ± 0.05                          | ...                      | ...  | ...                                  | 1     | 0.1479 ± 0.0105                                       |
| 3C410            | 69.2/-3.8               | 1.4                      | 5.96 ± 0.01                                | 0.81 ± 0.04                          | 1.1                      | 5.92 ± 0.01                                | 0.52 ± 0.03                          | 0.1                      | 5.74 ± 0.06                                | 0.73 ± 0.26                          | 0     | 0.7262 ± 0.0545                                       |
| 3C410            | 69.2/-3.8               | 0.2                      | 10.97 ± 0.27                               | 0.45 ± 0.64                          | ...                      | ...  | ...                                  | ...                      | ...  | ...                                  | 1     | 0.0154 ± 0.0219                                       |
| 3C410            | 69.2/-3.8               | 0.2                      | 11.54 ± 0.40                               | 0.44 ± 0.50                          | ...                      | ...  | ...                                  | ...                      | ...  | ...                                  | 2     | 0.0168 ± 0.0192                                       |
| 3C454.3          | 86.1/-38.2              | 0.9                      | -9.41 ± 0.03                               | 0.79 ± 0.07                          | 0.2                      | -9.62 ± 0.05                               | 1.20 ± 0.14                          | ...                      | ...  | ...                                  | 0     | 0.0713 ± 0.0063                                       |
| 3C75             | 170.3/-44.9             | 1.6                      | -10.28 ± 0.01                              | 0.90 ± 0.03                          | 1.1                      | -10.29 ± 0.02                              | 0.62 ± 0.05                          | ...                      | ...  | ...                                  | 0     | 0.1420 ± 0.0042                                       |
| 4C13.67          | 43.5/9.2                | 6.6                      | 4.75 ± 0.01                                | 1.54 ± 0.02                          | 3.5                      | 4.89 ± 0.01                                | 1.65 ± 0.02                          | 1.2                      | 4.91 ± 0.01                                | 0.99 ± 0.03                          | 0     | 15.6457 ± 0.1521                                      |
| 4C22.12          | 188.1/0.0               | 1.6                      | -2.58 ± 0.16                               | 0.94 ± 0.16                          | 1.0                      | -2.44 ± 0.01                               | 1.19 ± 0.03                          | 0.2                      | -2.47 ± 0.12                               | 0.82 ± 0.21                          | 0     | 1.9370 ± 0.2582                                       |
| 4C22.12          | 188.1/0.0               | 1.3                      | -1.96 ± 0.16                               | 0.67 ± 0.16                          | ...                      | ...  | ...                                  | ...                      | ...  | ...                                  | 1     | 0.1639 ± 0.0387                                       |
| G196.6+0.2       | 196.6/0.2               | 0.3                      | 3.42 ± 0.14                                | 2.14 ± 0.25                          | ...                      | ...  | ...                                  | ...                      | ...  | ...                                  | 0     | 0.0575 ± 0.0067                                       |
| G197.0+1.1       | 197.0/1.1               | 2.9                      | 5.07 ± 0.16                                | 1.93 ± 0.16                          | 1.4                      | 4.92 ± 0.03                                | 1.90 ± 0.05                          | 0.2                      | 5.04 ± 0.10                                | 1.39 ± 0.24                          | 0     | 2.2626 ± 0.1892                                       |
| G197.0+1.1       | 197.0/1.1               | 0.8                      | 7.18 ± 0.16                                | 1.01 ± 0.16                          | 0.6                      | 7.33 ± 0.04                                | 1.20 ± 0.08                          | ...                      | ...  | ...                                  | 1     | 0.0825 ± 0.0130                                       |
| G197.0+1.1       | 197.0/1.1               | 0.4                      | 16.34 ± 0.16                               | 0.97 ± 0.16                          | 0.0                      | 16.63 ± 0.35                               | 2.60 ± 0.35                          | ...                      | ...  | ...                                  | 2     | 0.0395 ± 0.0065                                       |
| G197.0+1.1       | 197.0/1.1               | 0.4                      | 17.39 ± 0.16                               | 1.18 ± 0.16                          | 0.1                      | 17.52 ± 0.35                               | 1.86 ± 0.35                          | ...                      | ...  | ...                                  | 3     | 0.0489 ± 0.0066                                       |
| G197.0+1.1       | 197.0/1.1               | 0.5                      | 32.24 ± 0.05                               | 1.24 ± 0.02                          | 0.3                      | 32.28 ± 0.35                               | 0.76 ± 0.35                          | ...                      | ...  | ...                                  | 4     | 0.0704 ± 0.0010                                       |
| P0428+20         | 176.8/-18.6             | ...                      | ...  | ...                                  | ...                      | ...  | ...                                  | ...                      | ...  | ...                                  | 0     | ...   |
| P0428+20         | 176.8/-18.6             | 0.9                      | 10.71 ± 0.02                               | 0.89 ± 0.05                          | 0.3                      | 10.59 ± 0.06                               | 0.98 ± 0.14                          | ...                      | ...  | ...                                  | 1     | 0.0857 ± 0.0049                                       |
| T0526+24         | 181.4/-5.2              | 8.0                      | 6.86 ± 0.00                                | 1.07 ± 0.01                          | 6.3                      | 6.90 ± 0.00                                | 0.89 ± 0.01                          | 0.5                      | 6.95 ± 0.02                                | 0.83 ± 0.04                          | 0     | 3.3663 ± 0.0226                                       |
| T0629+10         | 201.5/0.5               | ...                      | ...  | ...                                  | ...                      | ...  | ...                                  | ...                      | ...  | ...                                  | 0     | ...   |
| T0629+10         | 201.5/0.5               | ...                      | ...  | ...                                  | ...                      | ...  | ...                                  | ...                      | ...  | ...                                  | 1     | ...   |
| T0629+10         | 201.5/0.5               | 1.2                      | 1.13 ± 0.16                                | 2.20 ± 0.16                          | 0.5                      | 1.30 ± 0.16                                | 2.24 ± 0.16                          | ...                      | ...  | ...                                  | 2     | 0.2812 ± 0.0203                                       |
| T0629+10         | 201.5/0.5               | 5.5                      | 2.85 ± 0.16                                | 1.25 ± 0.16                          | 5.0                      | 2.74 ± 0.16                                | 1.15 ± 0.16                          | 4.1                      | 3.71 ± 0.17                                | 1.64 ± 0.17                          | 3     | 59.8330 ± 8.2582                                      |

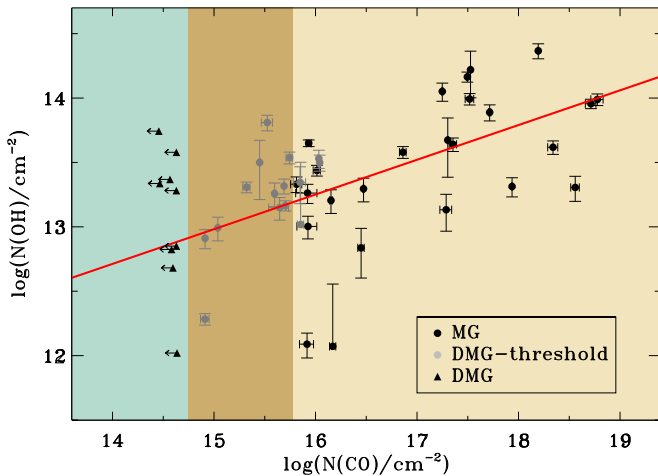
**Table 3**  
(Continued)

| Source<br>(Name) | $l/b$<br>( $^{\circ}$ ) | $^{12}\text{CO}(1-0)$    |  |                                      | $^{12}\text{CO}(2-1)$    |  |                                      | $^{13}\text{CO}(1-0)$    |  |                                      | $O^b$ | $N(^{12}\text{CO})$<br>( $10^{17}$ ) $\text{cm}^{-2}$ |
|------------------|-------------------------|--------------------------|--|--------------------------------------|--------------------------|--|--------------------------------------|--------------------------|--|--------------------------------------|-------|---|
|                  |                         | $T_{\text{peak}}^a$<br>K | $V_{\text{lsr}}$<br>( $\text{km s}^{-1}$ ) | $\Delta V$<br>( $\text{km s}^{-1}$ ) | $T_{\text{peak}}^a$<br>K | $V_{\text{lsr}}$<br>( $\text{km s}^{-1}$ ) | $\Delta V$<br>( $\text{km s}^{-1}$ ) | $T_{\text{peak}}^a$<br>K | $V_{\text{lsr}}$<br>( $\text{km s}^{-1}$ ) | $\Delta V$<br>( $\text{km s}^{-1}$ ) |       |   |
| T0629+10         | 201.5/0.5               | 8.3                      | $4.49 \pm 0.16$                            | $1.85 \pm 0.16$                      | 7.4                      | $4.58 \pm 0.16$                            | $1.63 \pm 0.16$                      | 2.5                      | $4.99 \pm 0.17$                            | $1.06 \pm 0.17$                      | 4     | $36.1908 \pm 3.5195$                                  |
| T0629+10         | 201.5/0.5               | 6.6                      | $6.19 \pm 0.16$                            | $1.40 \pm 0.16$                      | 6.1                      | $6.36 \pm 0.16$                            | $1.33 \pm 0.16$                      | 3.7                      | $6.01 \pm 0.17$                            | $0.74 \pm 0.17$                      | 5     | $51.6879 \pm 6.1885$                                  |
| T0629+10         | 201.5/0.5               | 1.9                      | $7.16 \pm 0.16$                            | $1.57 \pm 0.16$                      | 1.4                      | $7.28 \pm 0.16$                            | $1.39 \pm 0.16$                      | 1.2                      | $6.66 \pm 0.17$                            | $0.75 \pm 0.17$                      | 6     | $21.8699 \pm 2.4927$                                  |
| T0629+10         | 201.5/0.5               | ...                      | ...  | ...                                  | ...                      | ...  | ...                                  | ...                      | ...  | ...                                  | 7     | ...   |

**Notes.**

<sup>a</sup>  $T_{\text{peak}}$ : Peak brightness temperature corrected for main-beam efficiency of the telescope.

<sup>b</sup>  $O$ : Order of the cold components along the line of sight, beginning with 0; larger numbers mean larger distances along the line of sight.



**Figure 9.** CO column densities,  $N(\text{CO})$ , vs. OH column densities,  $N(\text{OH})$  for three categories of clouds. Molecular clouds (MG) with CO detections are represented with black filled circles in the light yellow region. DMG-threshold clouds are represented by gray filled circles in the dark yellow region. In these clouds, CO emission is detected at the CO sensitivity of this work but would be detected at less than  $3\sigma$  under a CO sensitivity of  $0.25 \text{ K per } 0.65 \text{ km s}^{-1}$ , typical of the CFA CO survey (Dame et al. 2001). The black triangles in the blue region represent DMG clouds in which CO emission is not detected at the CO sensitivity of the present work. The red solid line represents the least-squares fit result to the MG and DMG-threshold clouds.

detectability in absorption, the apparent DMG clouds (DMG and DMG-threshold) are similar to molecular clouds with CO emission.

The statistics of hydrogen column density are presented in Figure 11. The hydrogen column density of DMG clouds (DMG and DMG-threshold) falls between  $N(\text{H}) \sim 10^{20} \text{ cm}^{-2}$  and  $4 \times 10^{21} \text{ cm}^{-2}$ , corresponding to a extinction range  $A_V \sim 0.05$  to 2 mag. Within this “intermediate” extinction range, the self-shielding of  $\text{H}_2$  is complete, while that of CO is not. All  $N(\text{H})$  in this work refer to hydrogen column density based on HI absorption and CO emission measurements. Comparison with  $N(\text{H}_2)$  based on Planck results will be published in a separate paper (Hiep et al. in prep). The abundance of measured CO is thus expected to be less than the canonical value of  $10^{-4}$  and to vary with extinction. Our detection statistics of OH in DMGs are consistent with a picture in which gas in this intermediate extinction range is still evolving chemically. OH is thus a potentially good tracer of diffuse gas with intermediate extinction, namely between the self-shielding thresholds of  $\text{H}_2$  and CO. Such a suggestion has been borne out by detailed studies of individual regions with more complete information. Xu & Li (2016), for example, found much tighter X-factors in both OH and CH than in CO, for gases in the intermediate extinction region of the Taurus molecular cloud.

### 5. Implications of the Absorption Survey

The expected locations and abundance of OH should make it an excellent tracer of DMG. However, due both to low optical depths and low contrast between the main line excitation temperatures and the Galactic diffuse continuum background, OH is generally difficult to detect in emission. Large-scale mapping of OH therefore requires extremely high sensitivity observations and/or the existence of a bright continuum background against which the lines may be seen in absorption. A handful of studies have accomplished the former over very

limited regions in the Northern Hemisphere local ISM (Barriault et al. 2010; Allen et al. 2012, 2015; Cotten et al. 2012). The SPLASH project (Dawson et al. 2014) has greatly improved on the sensitivities of previous large-scale surveys in the south, to map OH (primarily in absorption) over  $>150$  square degrees of the bright inner Galaxy. However, for outer-Galaxy and off-plane regions, the most practical approach will make use of upcoming radio telescopes to conduct comprehensive absorption surveys, of the kind piloted here.

The Five-hundred-meter Aperture Spherical radio Telescope (FAST) commenced observing in 2016 September. The unprecedented sensitivity of FAST and its early science instruments (Li et al. 2013) should make feasible an HI+OH absorption survey, in the mode of the Millennium Survey, but with 10 times more sources. Figure 12 shows the distribution of potential continuum sources available to FAST. In the coming decades, the SKA1 will provide the survey speed and sensitivity to measure absorption with a source density of between a few to a few tens per square degree (McClure-Griffiths et al. 2015). This makes feasible an all-sky “absorption-image,” mapping out a fine grid of ISM excitation temperature and column density over a very large fraction of the sky. Based on similar excitation and sensitivity considerations, ALMA is a powerful instrument for obtaining systematic and sensitive absorption measurements of millimeter lines in diffuse gas. CO and  $\text{HCO}^+$  in diffuse gas, in particular, will be much better constrained in terms of excitation temperature and column densities through ALMA absorption observations than through emission measurements. Combining both radio and millimeter absorption surveys in the coming decade, we will quantify the DMG and provide definitive answers to questions like the global star formation efficiency.

### 6. Conclusions

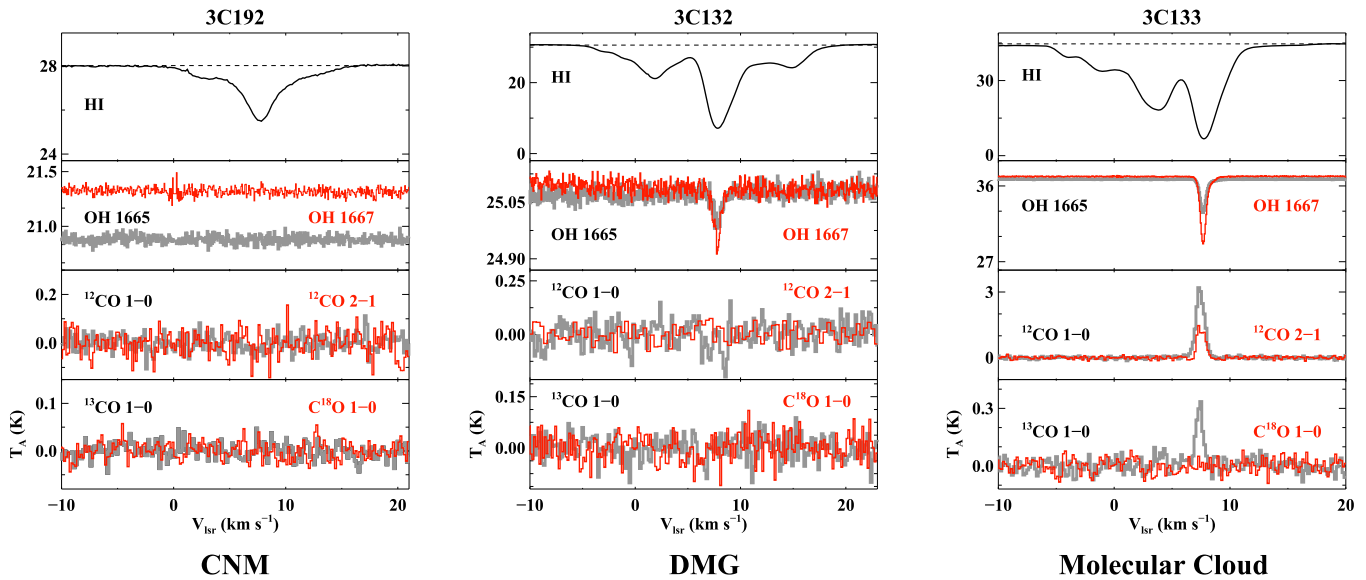
Utilizing unpublished OH absorption measurements from the Millennium Survey and our own follow-up CO surveys, we carried out an analysis of the excitation conditions and quantity of OH along 44 sightlines through the Local ISM and Galactic Plane. CO was observed toward these positions. 49 OH components were detected toward 22 of these sightlines. The conclusions are as follows:

1. The excitation temperature of OH peaks around 3.4 K and follows a modified normalized lognormal distribution,

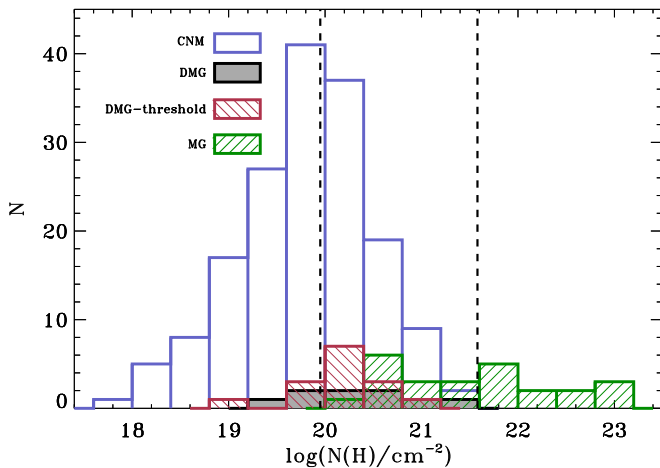
$$f(T_{\text{ex}}) \propto \frac{1}{\sqrt{2\pi}\sigma} \exp\left[-\frac{[\ln(T_{\text{ex}}) - \ln(3.4 \text{ K})]^2}{2\sigma^2}\right].$$

The majority of OH gas in our sample, presumably representative of the Milky Way, thus has an excitation temperature close to the background (CMB plus synchrotron), providing an explanation of why OH has historically been so difficult to detect in emission.

2. The OH main lines are generally not in LTE, with a moderate excitation temperature difference of  $|T_{\text{ex}}(1667) - T_{\text{ex}}(1665)| < 2 \text{ K}$ .
3. The OH emission is optically thin; the distribution of  $\tau_{1667}$  peaks at  $\sim 0.01$ , with the highest value in our sample being equal to 0.22.
4. A weak correlation between  $N(\text{OH})$  and  $N(\text{HI})$  was found. The abundance ratio  $[\text{OH}]/[\text{HI}]$  has a median of  $10^{-7}$ .

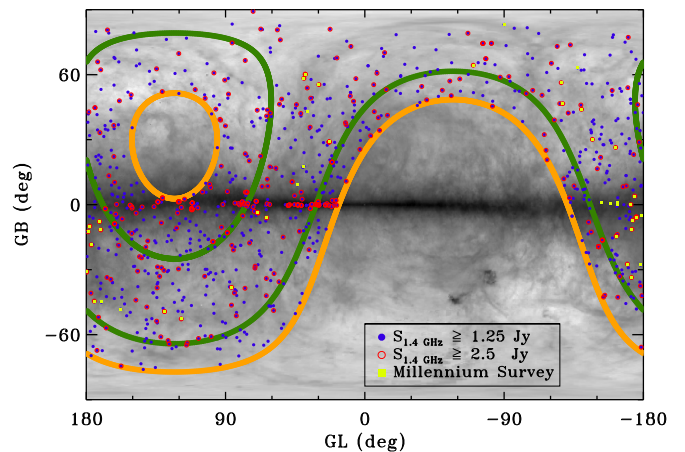


**Figure 10.** Representative spectra as described in Section 4.3. The 3C192 sightline has only H I seen in absorption. One component of the 3C133 sightline has OH and H I in absorption and CO and its isotopologues in emission. The 3C132 sightline has one gas component with both OH and H I, but no detectable CO transitions.



**Figure 11.** Histogram of hydrogen column density,  $N(\text{H})$ , for CNM (blue), DMG (filled gray), the DMG-threshold (red), and the molecular cloud (MG, green).  $N(\text{H})$  contains contributions from H I for CNM, DMG, and the DMG-threshold cloud. Both H I and H<sub>2</sub> (transforming from CO measurements,  $N(\text{H}_2) = N(\text{CO})/1 \times 10^{-4}$ ) are included for the MG cloud. The left and right dashed lines represent  $N(\text{H}) = 9.4 \times 10^{19} \text{ cm}^{-2}$  (visual extinction  $A_V = 0.05$  mag) and  $3.8 \times 10^{21} \text{ cm}^{-2}$  ( $A_V = 2$  mag), respectively.

5.  $N(\text{OH})$  and  $N(\text{CO})$  are linearly correlated when both are detected, which is consistent with previous observations.
6. Whether a cloud is designated as DMG depends on the sensitivity of the CO data. By comparing with the CfA CO survey data of Dame et al. (2001) we find that the fraction of DMG components would increase by a factor of  $\sim 2.5$  compared to our results, had this less sensitive data set been used. To highlight this difference, we designated clouds that would be “CO-dark” in the CfA survey as “DMG-threshold” clouds in this work.
7. About 49% of all detected OH absorption clouds are CO-dark, namely, either DMG or DMG-threshold. The absence of CO emission toward these OH components implies that OH serves as a more effective tracer than

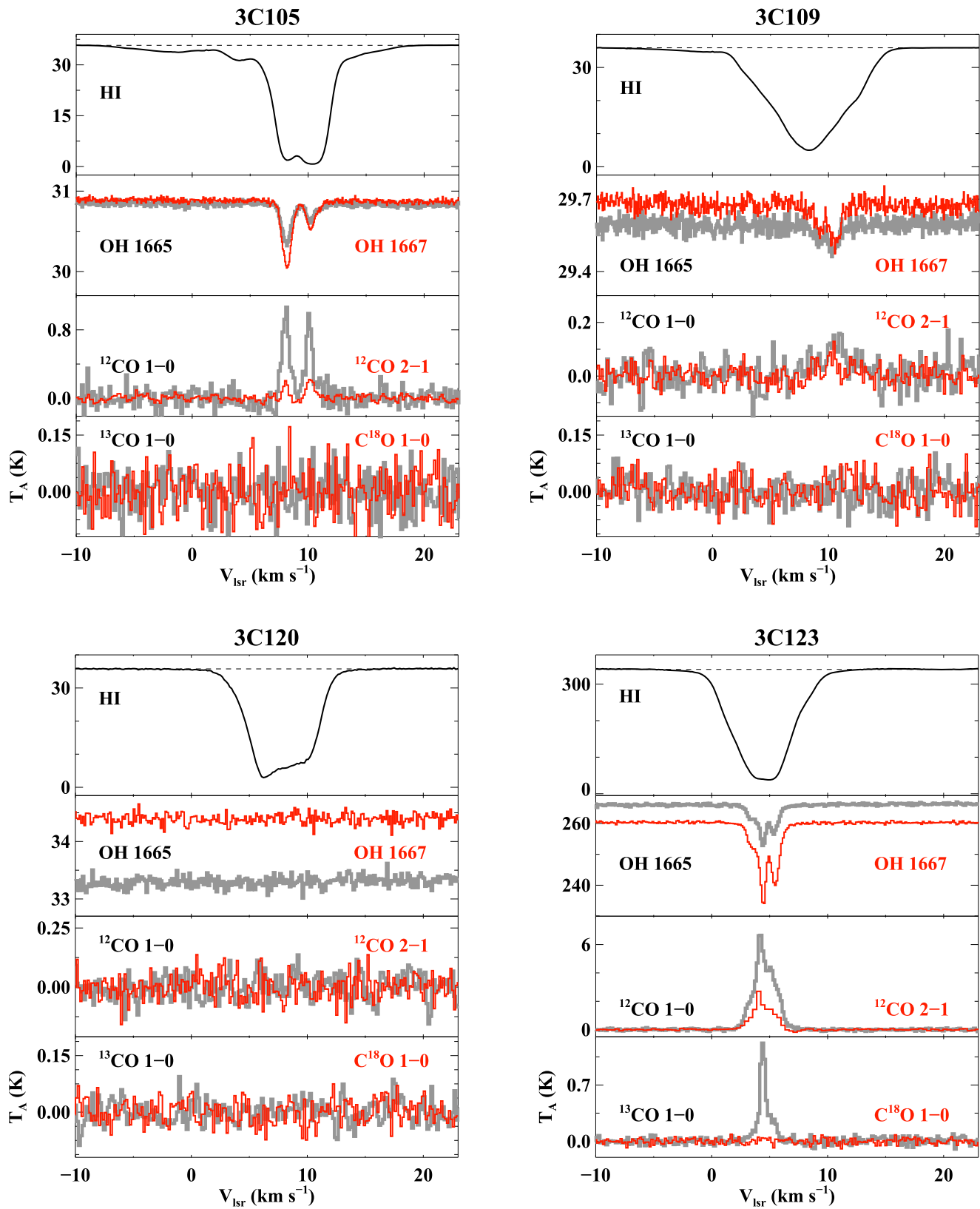


**Figure 12.** Distribution of continuum point sources within the area of FAST sky coverage (limits shown with orange), which covers a declination range of  $-14^{\circ}35'$  to  $65^{\circ}65'$ . The red circles represent 372 sources with flux densities greater than 2.5 Jy in the NVSS survey. In initial observation periods, FAST will adopt a drift scan mode. The threshold of 2.5 Jy corresponds to a  $3\sigma$  detection in OH absorption for gas with an optical depth of 0.01, in a drift scan of 12 s, at a velocity resolution of  $0.25 \text{ km s}^{-1}$ , with a system temperature of 25 K. The blue filled circles represent 1071 sources with flux densities greater than 1.25 Jy in the NVSS survey. The threshold of 1.25 Jy allows for a  $3\sigma$  detection for OH having an optical depth of  $5.5 \times 10^{-3}$  in a total observing time of 10 minutes (ON+OFF) in tracking mode. The gray background is the integrated H I intensity map from the LAB H I survey (Hartmann & Burton 1997; Arnal et al. 2000; Bajaja et al. 2005). The limits of the coverage of Arecibo are shown with green solid lines. The positions of the 44 point sources used in this paper are plotted with yellow filled squares.

CO of diffuse molecular gas within  $A_V \sim 0.05$  to 2 mag.

8. Given the low opacity and the low excitation temperature of the Galactic OH gas, sensitive absorption surveys made feasible by upcoming large telescopes, such as FAST and SKA, are needed for a comprehensive inventory of Galactic cold gas.

This work is supported by the National Key R&D Program of China 2017YFA0402600 and International






**Figure 13.** Reference spectra of HI, OH, and CO toward continuum sources. (The complete figure set (11 images) is available.)

Partnership Program of Chinese Academy of Sciences No. 114A11KYSB20160008. D.L. acknowledges support from the “CAS Interdisciplinary Innovation Team” program. J.R.D. is

the recipient of an Australian Research Council DECRA Fellowship (project number DE170101086). This work was carried out in part at the Jet Propulsion Laboratory, which is

operated for NASA by the California Institute of Technology. L.B. acknowledges support from CONICYT Project PFB06. CO data were observed with the Delingha 13.7 m telescope of the Qinghai Station of Purple Mountain Observatory (PMODLH), the Caltech Submillimeter Observatory (CSO), and the IRAM 30 m telescope. The authors appreciate all the staff members of the PMODLH, CSO, and the IRAM 30 m Observatory for their help during the observations. We thank Lei Qian and Lei Zhu for their help in CSO observations.

### ORCID iDs

Di Li  <https://orcid.org/0000-0003-3010-7661>  
 Ningyu Tang  <https://orcid.org/0000-0002-2169-0472>  
 J. R. Dawson  <https://orcid.org/0000-0003-0235-3347>  
 Paul F. Goldsmith  <https://orcid.org/0000-0002-6622-8396>  
 Steven J. Gibson  <https://orcid.org/0000-0002-1495-760X>  
 Claire E. Murray  <https://orcid.org/0000-0002-7743-8129>  
 N. M. McClure-Griffiths  <https://orcid.org/0000-0003-2730-957X>  
 John Dickey  <https://orcid.org/0000-0002-6300-7459>  
 Jorge Pineda  <https://orcid.org/0000-0001-8898-2800>  
 L. Bronfman  <https://orcid.org/0000-0002-9574-8454>

### References

- Allen, R. J., Hogg, D. E., & Engelke, P. D. 2015, *AJ*, **149**, 123  
 Allen, R. J., Ivette Rodríguez, M., Black, J. H., & Booth, R. S. 2012, *AJ*, **143**, 97  
 Arnal, E. M., Bajaja, E., Larrarte, J. J., Morras, R., & Pöppel, W. G. L. 2000, *A&AS*, **142**, 35  
 Bajaja, E., Arnal, E. M., Larrarte, J. J., et al. 2005, *A&A*, **440**, 767  
 Barriault, L., Joncas, G., Lockman, F. J., & Martin, P. G. 2010, *MNRAS*, **407**, 2645  
 Bihr, S., Beuther, H., Ott, J., et al. 2015, *A&A*, **580**, A112  
 Boyce, P. J., & Cohen, R. J. 1994, *A&AS*, **107**, 563  
 Caswell, J. L., & Haynes, R. F. 1975, *MNRAS*, **173**, 649  
 Colgan, S. W. J., Salpeter, E. E., & Terzian, Y. 1989, *ApJ*, **336**, 231  
 Cotten, D. L., Magnani, L., Wennerstrom, E. A., Douglas, K. A., & Onello, J. S. 2012, *AJ*, **144**, 163  
 Crutcher, R. M. 1977, *ApJ*, **216**, 308  
 Crutcher, R. M. 1979, *ApJ*, **234**, 881  
 Dame, T. M., Hartmann, D., & Thaddeus, P. 2001, *ApJ*, **547**, 792  
 Dawson, J. R., Walsh, A. J., Jones, P. A., et al. 2014, *MNRAS*, **439**, 1596  
 de Vries, H. W., Heithausen, A., & Thaddeus, P. 1987, *ApJ*, **319**, 723  
 Destombes, J. L., Marliere, C., Baudry, A., & Brillet, J. 1977, *A&A*, **60**, 55  
 Dickey, J. M., Crovisier, J., & Kazes, I. 1981, *A&A*, **98**, 271  
 Donate, E., & Magnani, L. 2017, *MNRAS*, **472**, 3169  
 Field, G. B., Goldsmith, D. W., & Habing, H. J. 1969, *ApJL*, **155**, L149  
 Fukui, Y., Torii, K., Onishi, T., et al. 2015, *ApJ*, **798**, 6  
 Goldsmith, P. F., Heyer, M., Narayanan, G., et al. 2008, *ApJ*, **680**, 428  
 Goss, W. M. 1968, *ApJS*, **15**, 131  
 Grenier, I. A., Casandjian, J.-M., & Terrier, R. 2005, *Sci*, **307**, 1292  
 Grossmann, V., Heithausen, A., Meyerdierks, H., & Mebold, U. 1990, *A&A*, **240**, 400  
 Guibert, J., Rieu, N. Q., & Elitzur, M. 1978, *A&A*, **66**, 395  
 Harju, J., Winnberg, A., & Wouterloot, J. G. A. 2000, *A&A*, **353**, 1065  
 Hartmann, D., & Burton, W. B. 1997, *Atlas of Galactic Neutral Hydrogen* (Cambridge: Cambridge Univ. Press), 243  
 Haslam, C. G. T., Salter, C. J., Stoffel, H., & Wilson, W. E. 1982, *A&AS*, **47**, 1  
 Heiles, C. 2001, *ApJL*, **551**, L105  
 Heiles, C., Perillat, P., Nolan, M., et al. 2001, *PASP*, **113**, 1247  
 Heiles, C., & Troland, T. H. 2003a, *ApJ*, **586**, 1067  
 Heiles, C., & Troland, T. H. 2003b, *ApJS*, **145**, 329  
 Langer, W. D., Velusamy, T., Pineda, J. L., et al. 2010, *A&A*, **521**, L17  
 Langer, W. D., Velusamy, T., Pineda, J. L., Willacy, K., & Goldsmith, P. F. 2014, *A&A*, **561**, A122  
 Lee, M.-Y., Stanimirović, S., Murray, C. E., Heiles, C., & Miller, J. 2015, *ApJ*, **809**, 56  
 Li, D., & Goldsmith, P. F. 2003, *ApJ*, **585**, 823  
 Li, D., Nan, R., & Pan, Z. 2013, in *IAU Symp. 291, Neutron Stars and Pulsars: Challenges and Opportunities after 80 Years*, ed. J. van Leeuwen (Cambridge: Cambridge Univ. Press), 325  
 Liszt, H., & Lucas, R. 1996, *A&A*, **314**, 917  
 Lucas, R., & Liszt, H. 1996, *A&A*, **307**, 237  
 McClure-Griffiths, N. M., Stanimirović, S., Murray, C., et al. 2015, in *Advancing Astrophysics with the Square Kilometre Array (AASKA14), The Hydrogen Universe* (Trieste: SISSA), 130  
 McKee, C. F., & Ostriker, J. P. 1977, *ApJ*, **218**, 148  
 Milam, S. N., Savage, C., Brewster, M. A., Ziurys, L. M., & Wyckoff, S. 2005, *ApJ*, **634**, 1126  
 Nguyen-Q-Rieu, Winnberg, A., Guibert, J., et al. 1976, *A&A*, **46**, 413  
 Pineda, J. L., Goldsmith, P. F., Chapman, N., et al. 2010, *ApJ*, **721**, 686  
 Pineda, J. L., Langer, W. D., Velusamy, T., & Goldsmith, P. F. 2013, *A&A*, **554**, A103  
 Planck Collaboration, Ade, P. A. R., Aghanim, N., et al. 2011, *A&A*, **536**, A19  
 Sancisi, R., Goss, W. M., Anderson, C., Johansson, L. E. B., & Winnberg, A. 1974, *A&A*, **35**, 445  
 Stanimirović, S., Murray, C. E., Lee, M.-Y., Heiles, C., & Miller, J. 2014, *ApJ*, **793**, 132  
 Turner, B. E. 1979, *A&AS*, **37**, 1  
 van Dishoeck, E. F., & Black, J. H. 1988, *ApJ*, **334**, 771  
 Wannier, P. G., Andersson, B.-G., Federman, S. R., et al. 1993, *ApJ*, **407**, 163  
 Weinreb, S., Barrett, A. H., Meeks, M. L., & Henry, J. C. 1963, *Natur*, **200**, 829  
 Wolfire, M. G., Hollenbach, D., & McKee, C. F. 2010, *ApJ*, **716**, 1191  
 Wouterloot, J. G. A., & Habing, H. J. 1985, *A&AS*, **60**, 43  
 Xu, D., & Li, D. 2016, *ApJ*, **833**, 90