



**UNIVERSIDAD DE CHILE
FACULTAD DE CIENCIAS FISICAS Y MATEMATICAS
DEPARTAMENTO DE INGENIERIA CIVIL**

GENERACION DE MONTOS DIARIOS DE PRECIPITACION A PARTIR DE SERIES OBSERVADAS RELLENADAS CON DATOS DE REANALISIS

MEMORIA PARA OPTAR AL TITULO DE INGENIERO CIVIL

PATRICIO EDUARDO OLAVE CUADRA

PROFESORA GUIA
XIMENA VARGAS MESA

MIEMBROS DE LA COMISION
JAMES MCPHEE TORRES
LUIS MORALES SALINAS

SANTIAGO DE CHILE
ENERO 2015

RESUMEN

Los métodos de generación estocástica parten de la concepción de que los datos históricos constituyen una muestra estadística de alguna variable hidrológica en particular. Estos métodos de generación procuran reproducir secuencias de magnitudes de éstas variables resguardando las características estadísticas de la serie histórica que les dio origen, sin que los valores o secuencia de ellos sean iguales a los observados. Estos valores pueden considerarse como otras muestras estadísticas de lo que podría ocurrir en el futuro, ejemplares que pueden ser empleados en el diseño de obras de aprovechamiento de agua.

En este trabajo, se ha implementado un modelo estocástico de simulación de precipitaciones diarias para Chile Continental basándose en un generador de clima “tipo de Richardson” el cual es una herramienta importante en la planificación de actividades como las hidrológicas, la gestión ambiental y las evaluaciones de riesgos agrícolas. Estos estudios a menudo requieren largas series de datos meteorológicos diarios y los generadores clima pueden producir series sintéticas de clima diarios de cualquier longitud. Los generadores de clima también se utilizan para interpolar los datos observados para producir datos meteorológicos sintéticos a nuevos sitios, y se los ha empleado también en la construcción de escenarios de cambio climático. Cualquier generador deberá ser probado para asegurar que los datos que produce son satisfactorios para los fines que se va a utilizar.

Para el progreso del modelo a implementar se han empleado observaciones de magnitudes de precipitación diaria de 523 estaciones de la Dirección General de Aguas, ubicadas a lo largo de Chile Continental durante el periodo 1979-2010, las que se han complementado con datos provenientes de un modelo de Reanálisis. Basado en estos datos, se han calculado todos los parámetros requeridos en el proceso de simulación.

Con base en los parámetros mensuales estimados en las 523 estaciones, es posible simular precipitaciones diarias para cualquier período. Una simulación de 32 años se desarrolló y se comparó con las observaciones de las 523 estaciones durante 1979-2010 en términos de estadísticas anuales y mensuales, tanto de magnitudes de precipitación como número de días lluviosos. Los resultados son satisfactorios, pues entre valores medios mensuales generados y medios mensuales observados se obtienen altos niveles de correlación ($R^2 > 0.9$), lo mismo sucede con los montos medios anuales.

Dedicatoria

**“Honra al Señor con tus bienes
y las primicias de todos tus frutos”
Proverbios 3:9**

Agradecimientos

En primer lugar deseo agradecer a Dios por la vida y su infinito amor hacia mi persona, por sus cuidados y compañía en todas las etapas de mi vida. En especial doy gracias a Dios por mis padres y mi familia.

Agradezco a mi amada esposa por su compañía, dedicación, afecto y paciencia; que Dios te siga bendiciendo Amada Mía.

A mis padres por su entrega, cuidados, enseñanzas y amonestaciones.

A la profesora Ximena Vargas, por ayudarme a encaminar esta memoria y solucionar las dudas que se presentaron a medida que iba avanzando.

Al profesor James McPhee por sus importantes observaciones las que influyeron en la mejora y enriquecimiento de este trabajo.

A mis profesores amigos Luis Morales Salinas y Cristian Mattar Bader, por su continuo y gran apoyo durante todo el transcurso de esta memoria. Muchas gracias por recibirme en vuestros hogares innumerables veces y compartir de una grata compañía.

Tabla de Contenido

RESUMEN	i
Dedicatoria	ii
Agradecimientos.....	iii
Índice de Tablas.....	vi
Índice de Figuras.....	vii
1. Introducción	1
1.1 Objetivos	1
1.1.1. Objetivo General.....	1
1.1.2. Objetivos Específicos	1
2. Antecedentes Metodológicos.....	3
2.1 Breve Reseña de los GC.....	3
2.2 Modelo Estocástico de Precipitación Diaria	3
2.3 Cadena de Markov de Primer Orden.....	4
2.4 Distribución Gamma.....	4
2.5 Simulación Estocástica de Precipitación Diaria.....	5
2.6 Magnitud de Lluvia Generada	6
2.7 Modelos de Reanálisis	6
3. Datos Empleados	8
3.1 Datos de Estaciones Meteorológicas de la DGA.....	8
3.2 Datos de Precipitación Diaria a partir de Modelos de Reanálisis	8
4. Procesamiento de Datos.....	10
4.1 Relleno de la Serie Histórica de Precipitaciones Observadas.....	10
4.1.1. Escalamiento de Datos Provenientes del Proyecto de Reanálisis NCEP Climate Forecast System Reanalysis (CFSR) 6-hourly Products, January 1979 to December 2010.....	10
4.1.2. Función de Transferencia (FT): Escalamiento Temporal de las Precipitaciones Diarias.....	12
5. Resultados.....	15
5.1 Precipitación Media Mensual Observada de la Serie Rellenada (PMMOR)	15
5.2 Precipitación Media Anual Observada de la Serie Rellenada (PMAOR).....	19
5.3 Otros Resultados Espacio Temporales a Partir de la Serie Observada Rellenada.....	22
6. Testeo de la Precipitación Simulada.....	25
7. Validación del Modelo de Generación de Precipitación.....	27
8. Conclusiones y Comentarios	32

9. Bibliografía.....	35
Anexos	37
A. Coordenadas y Altitud de las 723 Estaciones Mencionadas en el Estudio	37
B. Ubicación de las 523 Estaciones Meteorológicas de la DGA Empleadas en el Estudio.....	55
C. Mapas de Isoyetas Por Región	66
D. Parámetros Estadísticos de las 523 Estaciones de la DGA Empleadas en el Estudio (1979-2010)	77

Índice de Tablas

Tabla 1: Prueba t para dos muestras: precipitaciones medias anuales del Balance Hídrico de Chile y Serie Observada-Rellenada, suponiendo varianzas iguales.....	21
Tabla 2: Parámetros requeridos para la generación de magnitudes de lluvia diaria, obtenidos a partir de la serie observada rellena y por interpolación espacial, estación Melozal.....	28
Tabla 3: Parámetros requeridos para la generación de magnitudes de lluvia diaria, obtenidos a partir de la serie observada rellena y por interpolación espacial, estación Laja	28
Tabla 4: Parámetros requeridos para la generación de magnitudes de lluvia diaria, obtenidos a partir de la serie observada rellena y por interpolación espacial, estación Vilcún	28
Tabla 5: Magnitudes de lluvia y número de días con lluvia promedio obtenidos de la serie observada y a partir de una serie de simulación de 32 años con parámetros de generación interpolados espacialmente, estación Melozal	29
Tabla 6: Magnitudes de lluvia y número de días con lluvia promedio obtenidos de la serie observada y a partir de una serie de simulación de 32 años con parámetros de generación interpolados espacialmente, estación Laja	30
Tabla 7: Magnitudes de lluvia y número de días con lluvia promedio obtenidos de la serie observada y a partir de una serie de simulación de 32 años con parámetros de generación interpolados espacialmente, estación Vilcún	30

Índice de Figuras

Figura 1: Cantidad de estaciones de la DGA con un determinado Número de Años de Registro (NAR)	8
Figura 2: Resultado transformación .grd a Idrisi®	11
Figura 3: Localización de las 523 estaciones meteorológicas de la DGA empleadas en este estudio	13
Figura 4: FT estación Visviri (Lat -68.48°, Lon -17.60°).....	14
Figura 5: PMMOR (mm) Enero.....	16
Figura 6:PMMOR (mm) Febrero.....	16
Figura 7:PPMOR (mm) Marzo.....	16
Figura 8:PPMOR (mm) Abril.....	16
Figura 9:PPMOR (mm) Mayo	17
Figura 10:PPMOR (mm) Junio	17
Figura 11:PPMOR (mm) Julio	17
Figura 12:PPMOR (mm) Agosto.....	17
Figura 13:PPMOR (mm) Septiembre	18
Figura 14:PPMOR (mm) Octubre	18
Figura 15:PPMOR (mm) Noviembre	18
Figura 16:PPMOR (mm) Diciembre.....	18
Figura 17: PMAOR (mm).....	19
Figura 18: Análisis grafico de 213 estaciones pluviométricas pareadas a partir del Balance Hídrico de Chile y parte de las 523 estaciones meteorológicas empleadas en este estudio.	20
Figura 19: NDLL esperado anual	22
Figura 20: Distribución espacial de P(HS) anual determinado a partir de los datos diarios de precipitación (rellenados) entre 1979 y 2010.....	23
Figura 21: Distribución espacial de P(HH) anual determinado a partir de los datos diarios de precipitación (rellenados) entre 1979 y 2010	24
Figura 22: Comparación estadística de la precipitación diaria a partir de 32 años de simulación y observación (serie rellena) durante 1979 y 2010 en Chile.....	25
Figura 23: Comparación estadística de número de días con lluvia a partir de 32 años de simulación y observación (serie rellena) durante 1979 y 2010 en Chile.....	26
Figura 24: Mapa interpolado del parámetro beta para el mes de enero	27
Figura 25: Evolución de montos de lluvia y número de días con lluvia promedio mensuales, obtenidos a partir de la serie observada y generada con parámetros interpolados, estación Melozal	29
Figura 26: Evolución de montos de lluvia y número de días con lluvia promedio mensuales, obtenidos a partir de la serie observada y generada con parámetros interpolados, estación Laja.....	30
Figura 27: Evolución de montos de lluvia y número de días con lluvia promedio mensuales, obtenidos a partir de la serie observada y generada con parámetros interpolados, estación Vilcún.....	30
Figura 28: Precipitación media mensual observada y generada de las estaciones consideradas en la validación	31
Figura 29: Número de días con lluvia promedio observado y simulado en la etapa de validación del modelo.....	31

1. Introducción

El Generador de Clima (GC) es un modelo estocástico que se puede utilizar para simular el clima diario basado en parámetros determinados por los registros históricos. Las precipitaciones, la temperatura máxima, temperatura mínima, la radiación y más pueden ser simulados por los GC.

Recientemente los GC han adquirido una renovada atención y se han aplicado ampliamente en el estudio de los impactos del cambio climático en una variedad de sistemas, incluyendo los ecosistemas y la evaluación de riesgos. Específicamente, según Liao et al (2004), estos se han usado o desempeñado de las siguientes maneras: 1) Los GC han demostrado ser una herramienta útil en el estudio del impacto del cambio climático, ya que basándose en escenarios climáticos de largo plazo pueden generar estimaciones diarias pero futuristas que permitan anticipar algún acontecimiento adverso que se desea evitar; 2) Los GC son un instrumento importante en el estudio de eventos climáticos extremos y en el análisis de riesgos. En estos estudios se requiere de largas series de tiempo para investigar este tipo de fenómenos, sin embargo, la longitud de la serie de tiempo observada es a menudo insuficiente para permitir una estimación fiable de la probabilidad de ocurrencia de eventos extremos. Un GC tiene la ventaja de ser capaz de simular estadísticamente alguna variable climática durante un período extenso, haciendo uso de parámetros que son determinados a partir de los registros históricos que por lo general son relativamente cortos; 3) Los GC pueden ser utilizados para simular el clima en lugares que no tienen registros, ya que los parámetros para una ubicación no muestreada pueden ser interpolados fácilmente a partir de los sitios muestreados circundantes. De esta manera se puede realizar una evaluación cuantitativa de las condiciones del clima en un lugar que no ha sido muestreado.

1.1 Objetivos

1.1.1. Objetivo General

El objetivo general del presente trabajo de título es implementar un modelo estocástico de generación de precipitaciones diarias para aplicaciones en Chile Continental.

1.1.2. Objetivos Específicos

- Analizar la actual base de datos de precipitaciones diarias de la Dirección General de Aguas (DGA) en términos de verificar la extensión de series y completitud.
- Estudiar la capacidad de relleno de las series observadas a partir de antecedentes de modelos de Reanálisis y funciones de transferencia.
- Emplear la serie observada rellena para generar montos de precipitación diaria, para así calibrar y validar del modelo estocástico.

- Implementar mapas web de magnitudes de precipitación y parámetros de generación de lluvia diaria en algún software libre.

2. Antecedentes Metodológicos

2.1 Breve Reseña de los GC

El mayor desarrollo de los GC se inició a principios de 1960. En ese momento, la investigación se limitó a la simulación de la precipitación y la aplicación se centró principalmente en la hidrología Gabriel et al. (1962); Bailey (1964). Hoy en día, su aplicación alcanza a casi todos los campos en la evaluación del impacto climático en conjunción con otros modelos empleados en la erosión del suelo, uso del suelo y los sistemas ecológicos Richardson (1985); Wight et al. (1991); Semenov et al. (1995); Wallis et al. (1997); Bannayan et al. (1999). También se ha aplicado ampliamente en el estudio de impacto de eventos climáticos extremos y en el análisis de riesgos y posibles impactos del cambio climático Semenov et al. (1997) y Wilks, (1992,1999). Los modelos actuales permiten la simulación de diversas variables, incluyendo la precipitación (ocurrencia e intensidad), temperatura (máximo, mínimo, punto de rocío, y el promedio), radiación, humedad relativa y viento (velocidad y dirección) Richardson (1981); Richardson et al. (1984); Semenov et al. (1998); Semenov et al. (1999).

Recientemente, las cuestiones de impacto con respecto a los cambios climáticos a gran escala impulsan un fuerte interés en la vinculación de las variables del clima local y global, abriendo el camino a los llamados métodos de reducción de escala. Maraun et al. (2010) y Wilks (2010, 2012) analizan en detalle los fuertes vínculos entre los enfoques de reducción de escala y los GC, centrándose principalmente en la forma de hacer la conexión entre los patrones de circulación y las variables atmosféricas locales en la escala diaria.

2.2 Modelo Estocástico de Precipitación Diaria

Ocurrencia e intensidad de precipitación son dos procesos dentro de un evento de precipitación Richardson (1981); Richardson et al. (1984); Wilks (1999). Inicialmente, un día simulado es bien un día húmedo o día seco y esta condición se debe saber de antemano para generar el monto de lluvia en caso de que se establezca que el día es lluvioso. En numerosos trabajos se ha empleado una cadena de Markov de dos estados de primer orden para establecer si en un determinado día llueve o no. Una cadena de Markov de primer orden es relativamente simple de aplicar y se utiliza en la mayoría de los GC. Después de determinar la ocurrencia de precipitación, la intensidad de la misma debe ser simulada. La función de distribución Gamma de dos parámetros y la distribución exponencial mixta, etc. se utilizan generalmente para la simulación de la intensidad de la precipitación diaria. La función de distribución Gamma es la elección más común para la representación de la distribución de intensidad de la precipitación distinta de cero en los modelos estocásticos de GC, Yao et al. (1990).

2.3 Cadena de Markov de Primer Orden

En este modelo, la ocurrencia de lluvia es descrita por una cadena de Markov de primer orden de dos estados (un día es húmedo o seco). Esto es, la probabilidad de precipitación en un determinado día depende sólo de las condiciones de lluvia del día inmediatamente anterior. Si se establece que en un determinado día ocurre lluvia, luego se debe generar la magnitud de la precipitación. Este enfoque ha sido usado satisfactoriamente y estudiado extensivamente para generar montos de lluvia, Larsen y Pense (1982), Roldan y Woolhiser (1982), Richardson (1985).

Dados $X_0, X_1, X_2, \dots, X_n$, variables aleatorias idénticamente distribuidas que pueden tomar solo dos valores 0 o 1 con probabilidad uno:

$$X_n = \begin{cases} 0 & \text{si el } n - \text{ésimo día es seco} \\ 1 & \text{si el } n - \text{ésimo día es húmedo} \end{cases}$$

se tiene que:

$$P(X_{n+1} = x_{n+1} | X_n = x_n, X_{n-1} = x_{n-1}, \dots, X_0 = x_0) = P(X_{n+1} = x_{n+1} | X_n = x_n)$$

donde $x_0, x_1, \dots, x_{n+1} \in \{0,1\}$.

En otras palabras, se supone que la probabilidad de humedad de cualquier día depende sólo de la condición del día anterior: mojado o en seco. Dado el evento en el día anterior, la probabilidad de humedad se supone independiente de días más lejanos. Así, el proceso estocástico $\{X_n\}$, $n = 0, 1, 2, \dots$ es una cadena de Markov, Medhi (1981).

Considerando una matriz de transición como:

$$\begin{bmatrix} P_{00} & P_{01} \\ P_{10} & P_{11} \end{bmatrix}$$

donde, $P_{ij} = P(X_1 = j | X_0 = i)$ $i, j = 0, 1$. P_{11} representa la probabilidad de transición de un día húmedo a un día húmedo y P_{01} representa la probabilidad de transición de un día seco a un día húmedo. Tanto P_{11} como P_{01} se deben calcular mensualmente en cada estación meteorológica a partir de los registros históricos. Las probabilidades complementarias para la ocurrencia de un día seco son $P_{00} = 1 - P_{01}$ y $P_{10} = 1 - P_{11}$.

2.4 Distribución Gamma

La distribución Gamma se ha utilizado frecuentemente para representar la precipitación debido a que proporciona una representación flexible ante una variedad de formas de distribución mediante el empleo de sólo dos parámetros, el de forma (α) y el de escala (β), Wilks (1990).

Asimismo, la distribución Gamma es una buena opción para la descripción de valores de precipitación por una variedad de razones. La primera ventaja de la distribución Gamma es que está limitada a la izquierda por cero, Thom (1958); Wilks (1995). Esto es

importante en estudios de precipitación porque la lluvia negativa es una imposibilidad. Esto es especialmente significativo en zonas secas o lugares con alta variabilidad, pero con media baja. En segundo lugar, la distribución Gamma está sesgada positivamente, lo que significa que tiene una cola extendida a la derecha de la distribución. Esto es ventajoso porque se asemeja a la distribución de las precipitaciones en las que existe una probabilidad no nula de magnitudes extremadamente altas de precipitación, a pesar de que la precipitación típica no sea muy grande, Ananthakrishnan y Soman (1989). Finalmente, la distribución Gamma ofrece una enorme flexibilidad en la forma de la función de distribución, Wilks (1995). La distribución Gamma puede variar desde la forma de decaimiento exponencial para los valores del parámetro de forma cercanos a uno, a formas casi normales para los valores del parámetro de forma más allá de 20, Wilks (1990); Öztürk (1981). Esta flexibilidad permite a la distribución Gamma ajustarse a un gran número de regímenes de lluvia con una precisión razonable.

La función de densidad de probabilidad Gamma es:

$$f(x) = \frac{(x/\beta)^{\alpha-1} e^{-x/\beta}}{\beta \Gamma(\alpha)} \quad x, \alpha, \beta > 0$$

donde α y β son los parámetros de forma y escala, respectivamente. Estos parámetros son específicos de cada mes. El número total de parámetros requerido para describir la magnitud de lluvia es 24 (12 valores de α y 12 valores de β). Estos parámetros α y β son estimados mensualmente por el método de los momentos, es decir, $\alpha = \mu^2/\sigma^2$ y $\beta = \sigma^2/\mu$, Wilks (1999), donde μ es la media y σ^2 es la varianza de los montos de precipitación diaria de los días húmedos.

2.5 Simulación Estocástica de Precipitación Diaria

Si la precipitación diaria es mayor o igual a 0,1 mm (monto mínimo de precipitación registrado por la DGA), se considera como un día húmedo, representado por H. Si la precipitación diaria es inferior a 0,1 mm se considera como un día seco, representado por S. Así, la probabilidad de que llueva hoy dado que ayer llovió se notará de ahora en adelante como P(HH) y la probabilidad de que llueva hoy dado que ayer no llovió se notará como P(HS).

La precipitación diaria en cada estación meteorológica puede ser simulada por cuatro parámetros que incluyen las probabilidades de transición de día húmedo a día húmedo (P(HH)), de día de seco a día húmedo (P(HS)), parámetro de forma (α) y parámetro de escala (β) de la distribución Gamma. Debido a los cambios estacionales de la precipitación diaria en la mayor parte de Chile, se calculan estos cuatro parámetros en cada estación y en cada mes. Si P(HH) y P(HS) mensuales se calculan en una cierta estación, la serie húmeda o seca mensual se puede determinar mediante la comparación de P(HH) o P(HS) con un número aleatorio (de distribución uniforme) entre 0 y 1 producido por el computador.

Si el primer día de la simulación es un día seco, su densidad de precipitación diaria es cero. El número aleatorio producido por la computadora debe ser comparado con P(HS) de ese mes. Si el número aleatorio es mayor que P(HS), entonces no es posible la

transición de día seco a día húmedo. El día siguiente se mantiene sin precipitaciones. De lo contrario, si la transición de día seco a día húmedo se produce, el día siguiente es un día húmedo. Para los días de lluvia la intensidad de las precipitaciones se puede simular con los parámetros α y β de la distribución Gamma de ese mes. Si el segundo día es un día húmedo, el número aleatorio se debe comparar con $P(HH)$ en ese mes para determinar si el tercer día es un día lluvioso o un día seco. El mismo procedimiento se repite hasta que se alcanza la longitud deseada de la simulación de la precipitación.

Las probabilidades de transición son calculadas mensualmente, entonces para el modelo se requieren 24 parámetros para producir el evento de lluvia (12 valores de $P(HH)$ y 12 valores de $P(HS)$). Estas probabilidades son calculadas de acuerdo a los registros como: $P(HS)=N_{HS}/N_S$ y $P(HH)=N_{HH}/N_H$, donde, N_{HS} es el número de días húmedos después de un día seco en el mes; N_S es el número total de días secos en el mes; N_{HH} es el número de días húmedos después de un día húmedo en el mes; N_H es el número total de días húmedos en el mes.

2.6 Magnitud de Lluvia Generada

Cuando se simula la precipitación diaria, el primer paso es determinar si un cierto día es seco o húmedo basado en las probabilidades de transición mensuales. Si un día es simulado como húmedo, el monto de precipitación para ese día debe ser simulado. Para los días húmedos, la magnitud de la precipitación puede ser simulada con la distribución Gamma de parámetros α y β de un determinado mes.

Actualmente muchas librerías de programación incluyen la generación de números aleatorios provenientes de una distribución Gamma. Visual Basic de MS Excel genera estas variables aleatorias mediante la función:

$$x = INV.GAMMA(p, \alpha, \beta)$$

donde, x es la variable aleatoria a generar (el equivalente a la magnitud de lluvia a simular), p es la probabilidad asociada con la distribución Gamma (en la práctica un número aleatorio de distribución uniforme $[0,1]$ que es generado por el computador); α y β son los parámetros de la distribución Gamma.

2.7 Modelos de Reanálisis

Gracias a los avances en las telecomunicaciones, se ha hecho posible la unificación de antecedentes meteorológicas desde todas partes del mundo para alimentar modelos climáticos que permiten conocer el estado de la atmosfera en un momento particular. El Reanálisis es un método para obtener una imagen completa de la situación del sistema Tierra. El método consiste en la combinación de observaciones con un modelo de previsión meteorológica para producir conjuntos de datos reticulares de muchas variables atmosféricas y oceánicas con una resolución temporal de un par de horas. Se extienden durante varias décadas y por lo general cubren el planeta entero. Los datos producidos con este método se conocen como un Reanálisis.

Para originar pronósticos meteorológicos de alta calidad, el modelo de pronóstico requiere conocer el estado atmosférico y la superficie en el momento identificado como el tiempo inicial. Con este fin, las observaciones de varias fuentes y regiones de la Tierra están integrados en el modelo de pronóstico utilizando un procedimiento llamado el ciclo de asimilación de datos. Estas observaciones provienen de radiosondeos aerológicos, estaciones meteorológicas de superficie, satélites, radares, etc.

La producción de Reanálisis requiere recursos financieros y técnicos importantes, que están al alcance de sólo los principales centros de predicción; los más conocidos incluyen el Centro Nacional de Predicción Ambiental (NCEP; por NCEP, NCEP-DOE reanálisis-2, CFSR y NARR Reanálisis) y el Centro Europeo de Previsión Meteorológica a Medio Plazo (ECMWF; por su ERA15, ERA40, y ERA-Interim Reanálisis).

Dentro de los productos que se pueden obtener a partir de un modelo de Reanálisis están: magnitudes de precipitación, temperatura del aire, corrientes oceánicas, temperatura del aire a nivel de superficie, temperatura superficial del mar, tasas de precipitación, agua precipitable, vientos superficiales, etc.

3. Datos Empleados

3.1 Datos de Estaciones Meteorológicas de la DGA

Se cuenta con los registros de precipitación diaria de 723 estaciones meteorológicas de la DGA (ver Tabla A.1) a lo largo del país (Chile continental). Estos registros contienen los datos desde que la estación entró en operación hasta el día 31-12-2012, independiente de su estado: suspendida o vigente. La Figura 1 representa la cantidad de estaciones con los números de años de registro (NAR). Cada año de registro puede presentar información incompleta.

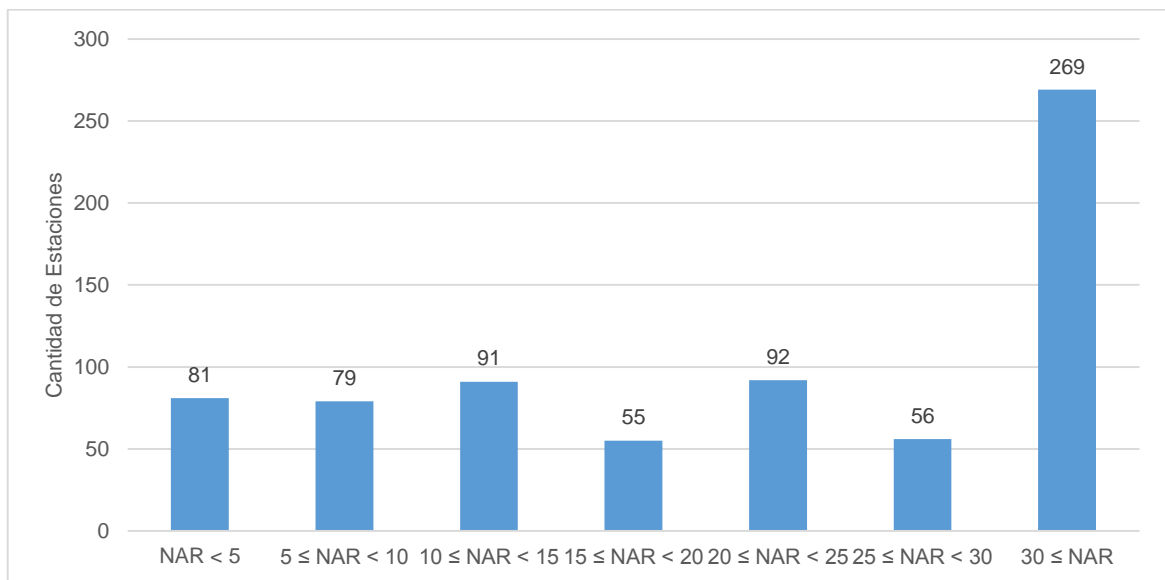


Figura 1: Cantidad de estaciones de la DGA con un determinado Número de Años de Registro (NAR)

Para la simulación de precipitación, la longitud de registro histórico diario debería ser al menos 20 años o más, Wight et al. (1991). Cuanto más prolongados los registros, más precisos serán los parámetros calculados. Las fuentes consultadas emplean registros históricos de 20, 30, 40 y más años. Se establece para este estudio, aplicar un GC en estaciones que cuenten con un registro de a lo menos 30 años de datos diarios de precipitación.

En consideración a la información de la Figura 1, se establece que se deben aumentar las estadísticas de las estaciones con menos de 30 años de registros y colmar años incompletos. Esto se realizará mediante el relleno de series de datos observados a partir de antecedentes de precipitación diaria de algún modelo de Reanálisis.

3.2 Datos de Precipitación Diaria a partir de Modelos de Reanálisis

Los datos de precipitación diaria empleados para el relleno de las series de datos de las estaciones de la DGA provienen del Modelo de Reanálisis: "NCEP/NCAR Reanalysis Project". Particularmente, este proyecto cuenta con el dataset: "NCEP Climate Forecast System Reanalysis (CFSR) 6-hourly Products, January 1979 to December 2010". Este

dataset puede ser descargado gratuitamente desde internet en la página web: <http://rda.ucar.edu/>. Sobre este dataset, se detalla un resumen de sus atributos:

- Rango de datos: 01/01/1979 al 31/12/2010
- Parámetro: Precipitación Total
- Producto: 6 horas de acumulación de precipitaciones
- Grilla: 0.5° x 0.5°
- Formato nativo de los datos: netCDF
- Spatial subsetting (bounding box): Latitud (top/bottom): -14° / -58°; Longitud (left/right): -80° / -60°

En vista de que el producto de Reanálisis solicitado posee datos desde el 01/01/1979 al 31/12/2010, completando 32 años, se determina rellenar las series de datos de las estaciones de la DGA dentro del mismo periodo.

4. Procesamiento de Datos

4.1 Relleno de la Serie Histórica de Precipitaciones Observadas

A partir del análisis de registros de precipitaciones diarias en las estaciones meteorológicas de la DGA, se consideró necesario completar estas series para así contar con una base de datos homogénea y continua de precipitaciones diarias. El relleno se hizo a partir de antecedentes aportados por la base de datos de NCEP/NCAR Reanalysis (NNR), donde la serie más extensa de datos de precipitación diaria a nivel de estación meteorológica comprende el periodo 1979-2010.

4.1.1. Escalamiento de Datos Provenientes del Proyecto de Reanálisis NCEP Climate Forecast System Reanalysis (CFSR) 6-hourly Products, January 1979 to December 2010

Conocida la resolución del dataset del Reanálisis, cabe definir el tamaño de la celda a la que se escalarán estos antecedentes. Por tratarse cada estación meteorológica como una entidad de medición puntual, el análisis de las precipitaciones a nivel de estación debe ser tratado a escala local, esto es a resoluciones inferiores a los 10 km. Por otra parte, de acuerdo a la Organización Meteorológica Mundial, existe un área representativa de cada estación pluviométrica en función de la unidad fisiográfica en la que se encuentre inserta (zona costera, montañosa, llanuras interiores, etc.). Los valores de ésta superficie por estación pluviométrica parten desde los 10 a 25 km² a valores superiores. Partiendo de esa base y considerando la multiplicidad de unidades fisiográficas a lo largo del país, se determina para este estudio que la máxima representatividad que tiene una estación pluviométrica es de 25 km². Así, para los propósitos de este trabajo se decide aumentar la resolución del dataset de Reanálisis que es aproximadamente 0.5° x 0.5°, a una resolución de 0.05° x 0.05°, equivalente a unos 5.55 km x 5.55 km, lo que se logra mediante interpolación espacial de la matriz de datos original. En consideración a la magnitud de archivos a procesar¹, se crean 4 algoritmos que realizan los procedimientos de transformación de formato de manera automatizada:

- Algoritmo para cambio de formato nativo: Ante la necesidad de procesar archivos en formatos estándares de procesamiento de imágenes (SIG), se transforma el formato nativo de los archivos desde la extensión “.netCDF” a extensión “.bin”. Esto se logra con un algoritmo que realiza la apertura y guardado masivo de archivos en el programa GrADS mediante el código nativo de lenguaje de macros de GrADS.
- Transformación masiva de formato de archivos, desde la extensión “.bin” a “.dat”: Necesario para “traducir” la matriz binaria de datos a formato ASCII, lo que se transcribe en valores X, Y, Z (donde las primeras dos variables son las coordenadas y la última es el valor del atributo: en este caso magnitud de precipitación). Esto fue realizado por un programa computacional en VBA-Excel.

¹ Para el periodo 01/01/1979 al 31/12/2010 se tienen 32 años de datos los que equivalen a 11688 días, lo que se traduce en 11688 archivos en formato nativo netCDF con antecedentes de precipitación diaria.

- Transformación masiva de formato de archivos, desde la extensión “.dat” a “.grd” (escalamiento espacial): Esta transformación es necesaria para realizar la interpolación de datos de precipitación diaria en el programa Surfer®. A la vez, el programa Surfer® cuenta con una plataforma que permite programar en Visual Basic y por ende automatizar proceso de interpolación, logrando que esta misma se hiciera de forma intensiva. En este punto se debe mencionar que la interpolación se realizó por el método Kriging, dejando la opción por defecto de variograma lineal.
- Transformación de formato de archivos, desde la extensión “.grd” a formato “Idrisi® ”: Con la intención de obtener el valor de la precipitación diaria de los archivos ya interpolados en una coordenada en particular, los archivos ya interpolados son transformados masivamente a formato Idrisi® (aplicación SIG) mediante un programa computacional en VBA-Excel.

El resultado de todos los procesos mencionados anteriormente se detalla en la Figura 2. Esta imagen equivale a un día con diversas magnitudes de precipitación, en este caso desde cero a 112.5 mm.

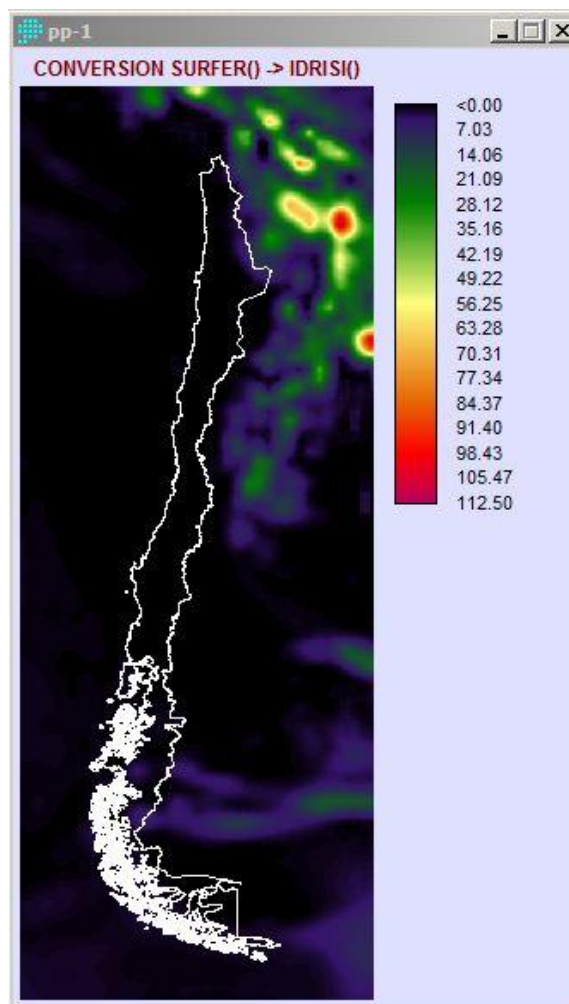


Figura 2: Resultado transformación .grd a Idrisi®

- Finalmente se crea un algoritmo que permite obtener los valores de la precipitación diaria en una coordenada particular (la de la ubicación de alguna estación meteorológica de la DGA) para el periodo 1979-2010. La obtención del atributo precipitación diaria a partir de las imágenes georreferenciadas se hizo con la función “Extract” del software Idrisi® Selva. Con los valores de precipitación diaria escalados del dataset de NNR y la aplicación de la función de transferencia para el periodo 1979-2010, se procedió a rellenar la serie observada de la DGA.

4.1.2. Función de Transferencia (FT): Escalamiento Temporal de las Precipitaciones Diarias

La función de transferencia resulta de correlacionar los datos escalados espacialmente de Reanálisis en la ubicación de una estación meteorológica de la DGA junto con los datos observados en la misma estación.

Antes de desarrollar las funciones de transferencia, se procedió a revisar la cantidad de montos de precipitación distintos de cero, iguales a cero y la cantidad de datos faltantes en cada una de las 723 estaciones meteorológicas de la DGA para el periodo 1979-2010. De este análisis, se hallaron estaciones que poseían registros completos, registros incompletos y otras que no poseían ningún registro para el periodo de estudio (ver Tabla A.1). Se determinó que se aplicaría la metodología de la función de transferencia sólo a las estaciones cuyo porcentaje de datos faltantes no fuese superior al 75% dentro del periodo 1979-2010. Además no se consideran las estaciones donde los datos observados distintos de cero fuesen en términos de cardinalidad demasiado bajos, no permitiendo realizar un análisis de regresión adecuado. Así, mediante la revisión mencionada, se reducen las estaciones desde 723 a 523, quedando estas últimas con información completa dentro del periodo 1979-2010. La Figura 3 muestra la localización de las 523 estaciones empleadas en este estudio. En la Tabla A.1 se detalla el listado de estaciones que se procesaron definitivamente y en los mapas del Anexo B se detallan éstas estaciones por región.

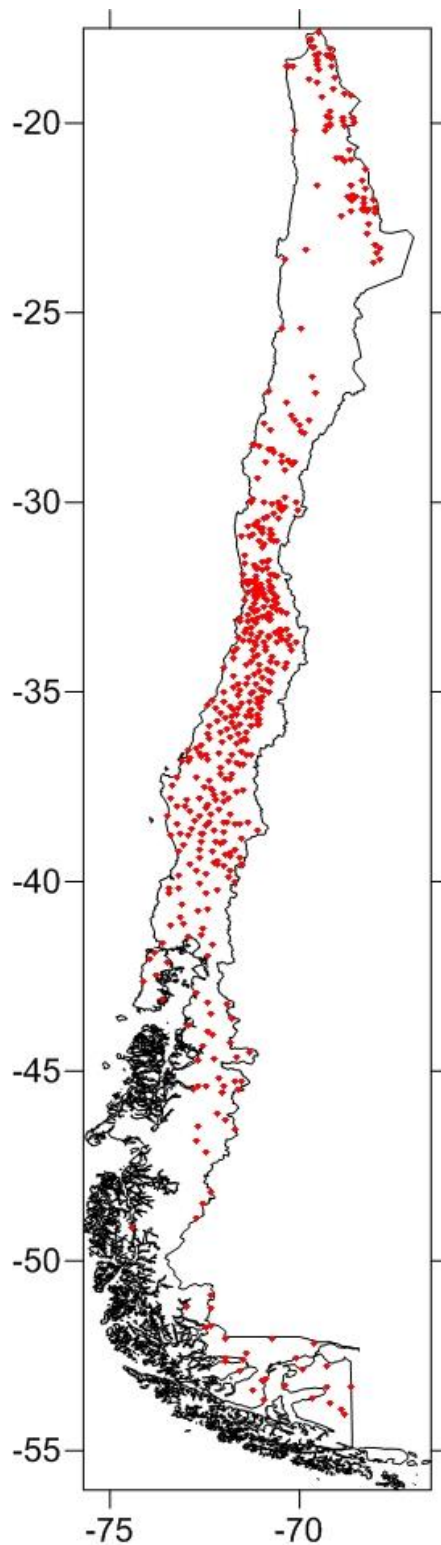


Figura 3: Localización de las 523 estaciones meteorológicas de la DGA empleadas en este estudio

Para parte de las 523 estaciones que se mantienen en estudio (estaciones no descartadas, ver Tabla A.1), la FT se determina con el programa Curve Expert® (el ajuste considera inspección visual y valor de R^2). Se observan altos grados de

correlación ($R^2 > 0.9$) para esta metodología de relleno, como por ejemplo la estación Visiviri cuya FT se detalla en la Figura 4.

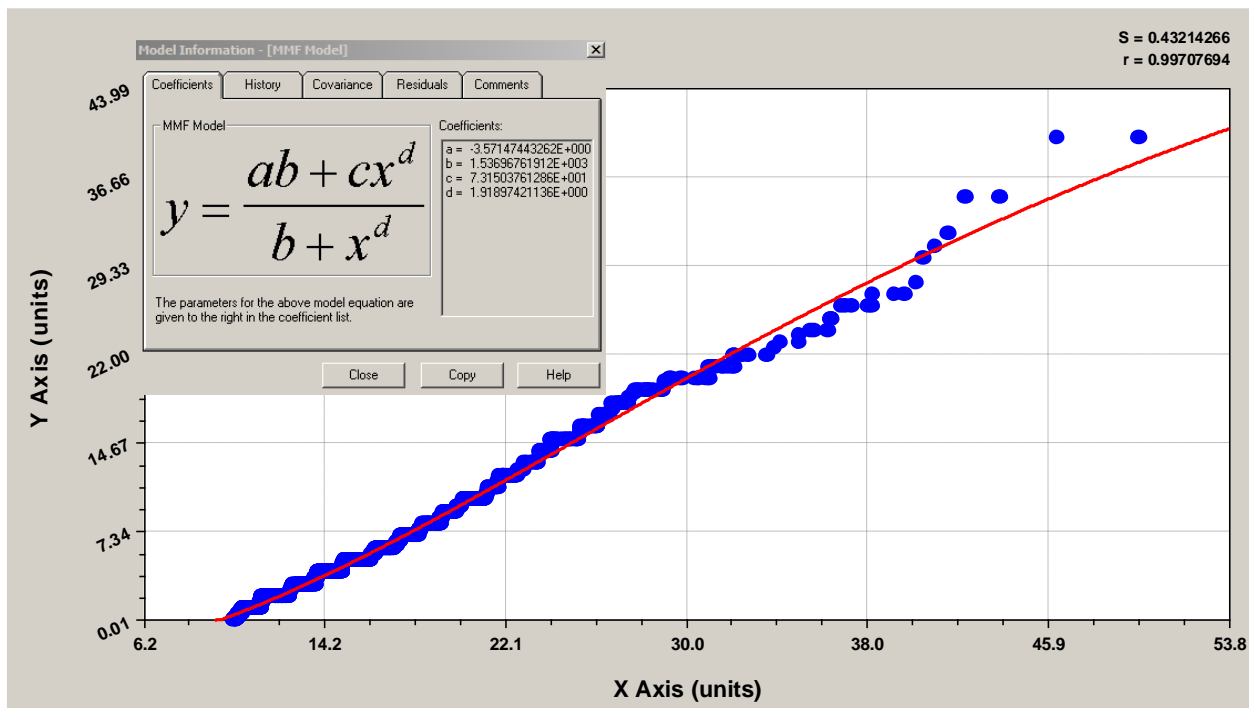


Figura 4: FT estación Visiviri (Lat -68.48°, Lon -17.60°)

Finalmente, sobre la base de los registros ya completos son determinados los cuatro parámetros (P(HH), P(HS), α y β) de simulación de la precipitación necesarios para el GC. A continuación, la simulación de la precipitación en estas estaciones meteorológicas se puede hacer con los parámetros calculados mensualmente.

5. Resultados

Los principales resultados de la etapa previa a la generación de magnitudes de lluvia a partir del GC, es la obtención algunos estadígrafos de cada estación meteorológica a partir de la serie histórica observada y rellena con antecedentes de Reanálisis. Se calcularon los parámetros (entre otros): medias mensuales y anuales de precipitación, probabilidades de transición $P(HS)$ y $P(HH)$, parámetros α y β de la distribución Gamma y el número promedio de días lluviosos al mes y año. En la Tabla D.1 del anexo se detallan estos antecedentes, los que además fueron empleados en la generación de magnitudes de lluvia.

A modo de aplicación, se detallan gráficamente algunos de los productos que se pueden obtener a partir de la Tabla D.1. Se deja en claro que la resolución expuesta en estas imágenes no permite obtener una aproximación adecuada a los parámetros de generación de lluvia, sino que es necesario emplear los valores de la Tabla D.1 en la aplicación del GC. Si se desea generar montos de precipitaciones en un punto no muestreado, se deben reproducir los parámetros necesarios por el GC mediante algún método de interpolación (esto nuevamente con la información de la Tabla D.1).

Finalmente, se ejecuta un testeo de la precipitación simulada en base principalmente a comparar las medias mensuales y anuales observadas versus las generadas.

5.1 Precipitación Media Mensual Observada de la Serie Rellenada (PMMOR)

Una de las principales labores que se han debido desarrollar en este estudio es el relleno de las series observadas con la intención de contar con un registro de precipitaciones diario homogéneo y continuo. Esto se logró a partir los antecedentes del dataset de NNR. Se muestra a continuación la variación espacial y temporal de la precipitación media mensual a lo largo de Chile a partir de la serie observada rellena (Figuras 5 a la 16, la escala de colores está en mm):

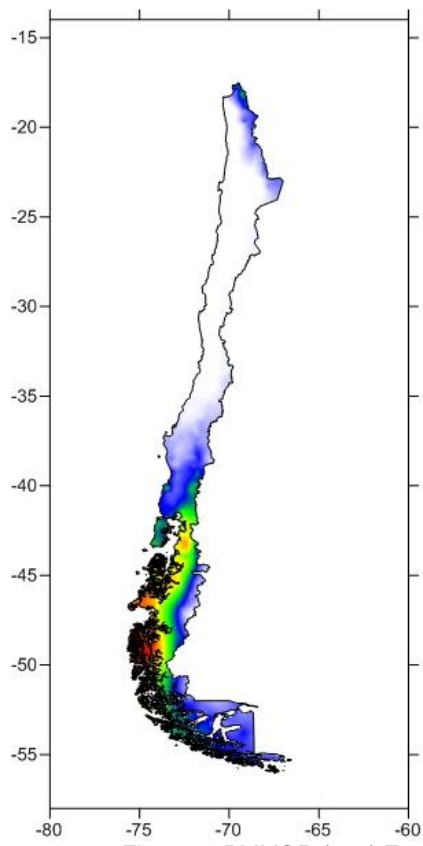


Figura 5: PMMOR (mm) Enero

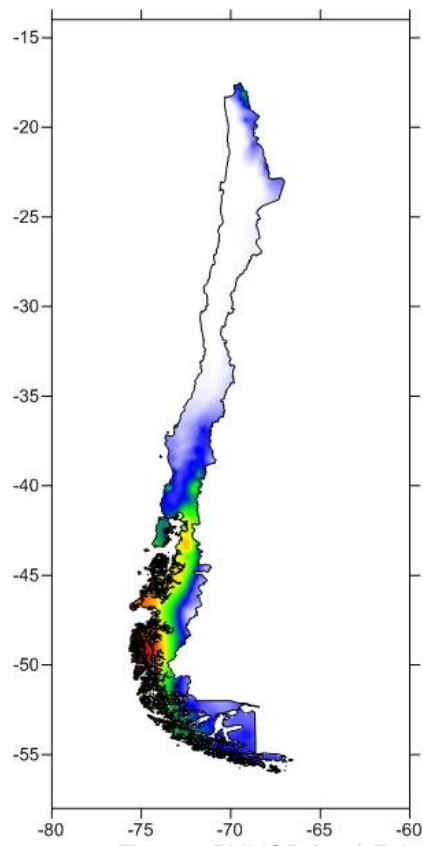


Figura 6: PMMOR (mm) Febrero

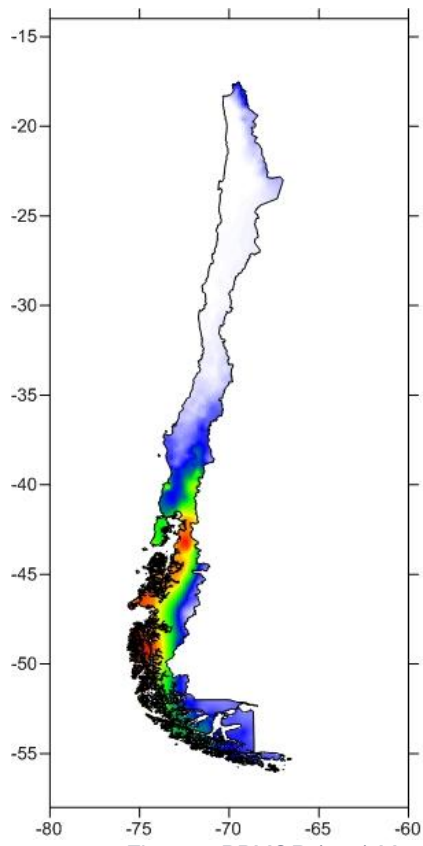


Figura 7: PMMOR (mm) Marzo

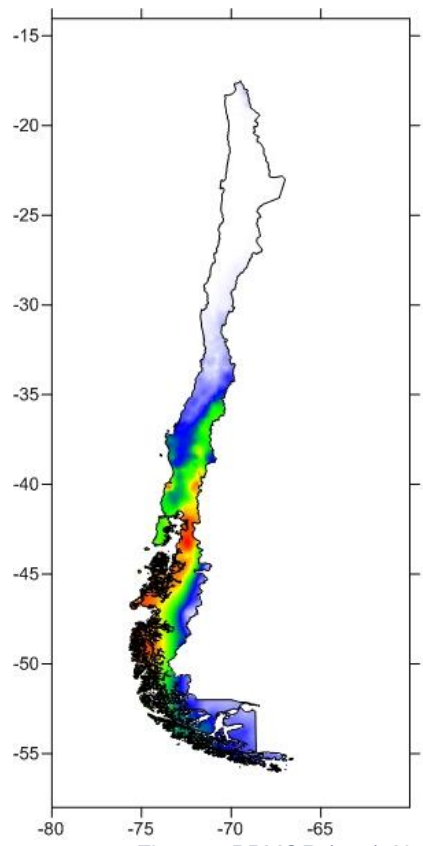


Figura 8: PMMOR (mm) Abril

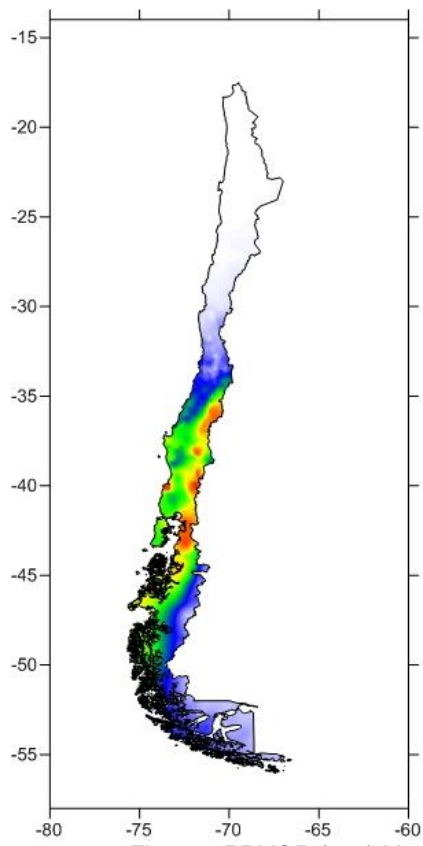


Figura 9:PPMOR (mm) Mayo

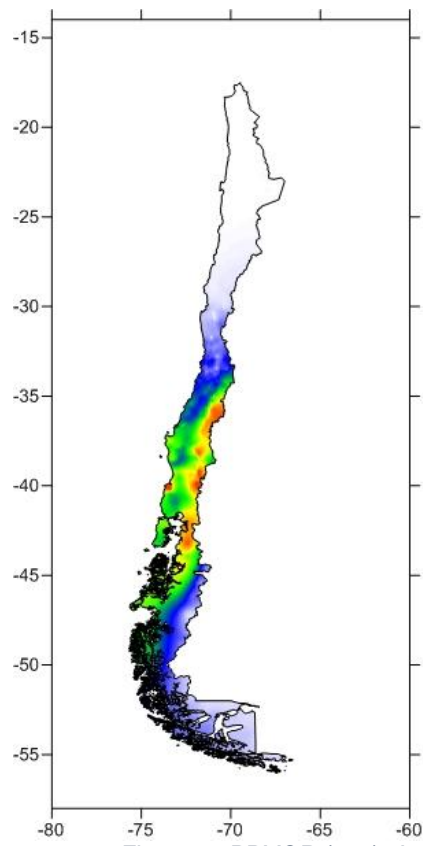


Figura 10:PPMOR (mm) Junio

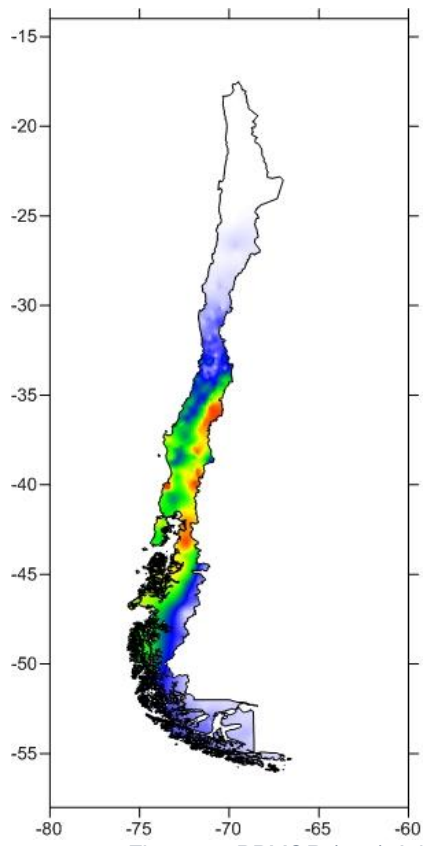


Figura 11:PPMOR (mm) Julio

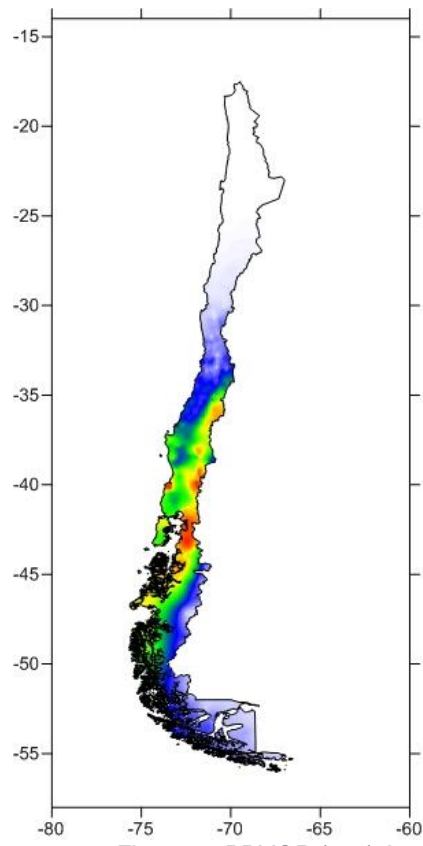


Figura 12:PPMOR (mm) Agosto

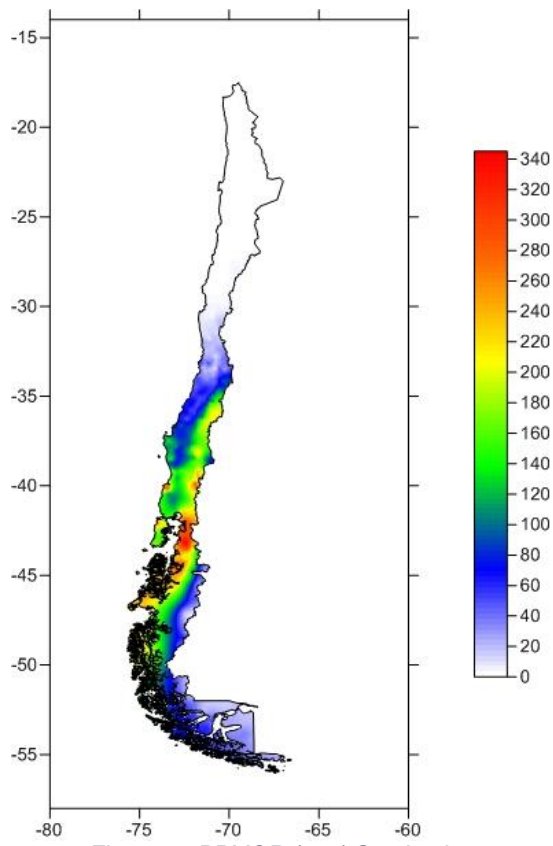


Figura 13: PPMOR (mm) Septiembre

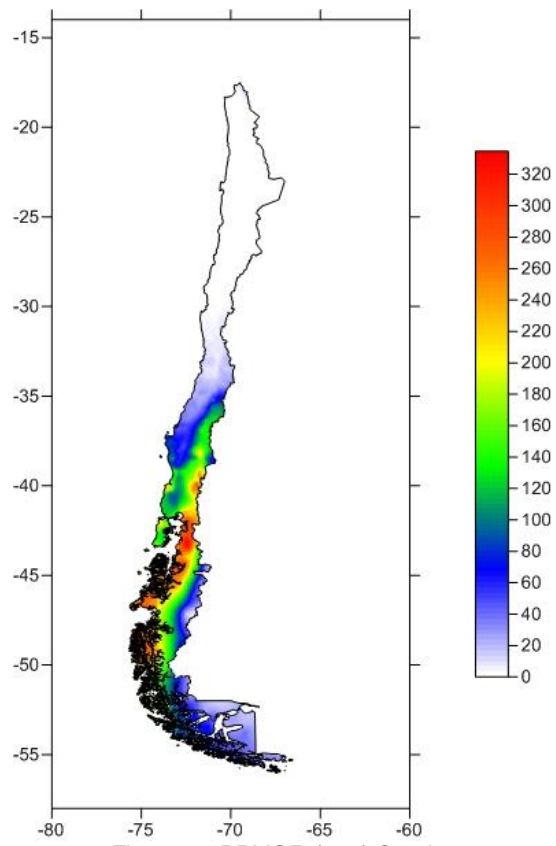


Figura 14: PPMOR (mm) Octubre

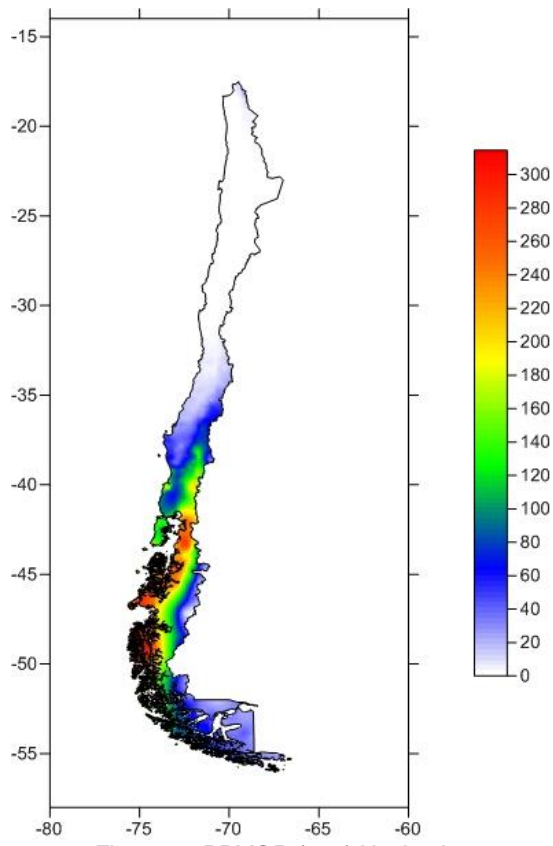


Figura 15: PPMOR (mm) Noviembre

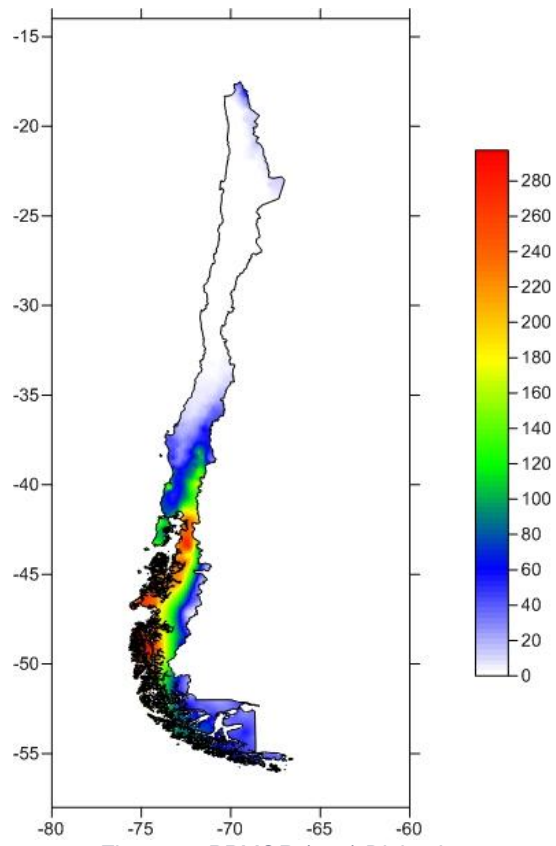


Figura 16: PPMOR (mm) Diciembre

5.2 Precipitación Media Anual Observada de la Serie Rellenada (PMAOR)

Se muestra la variación espacial de la precipitación media anual a lo largo de Chile Continental a partir de la serie observada rellenada (la escala de colores está en mm):

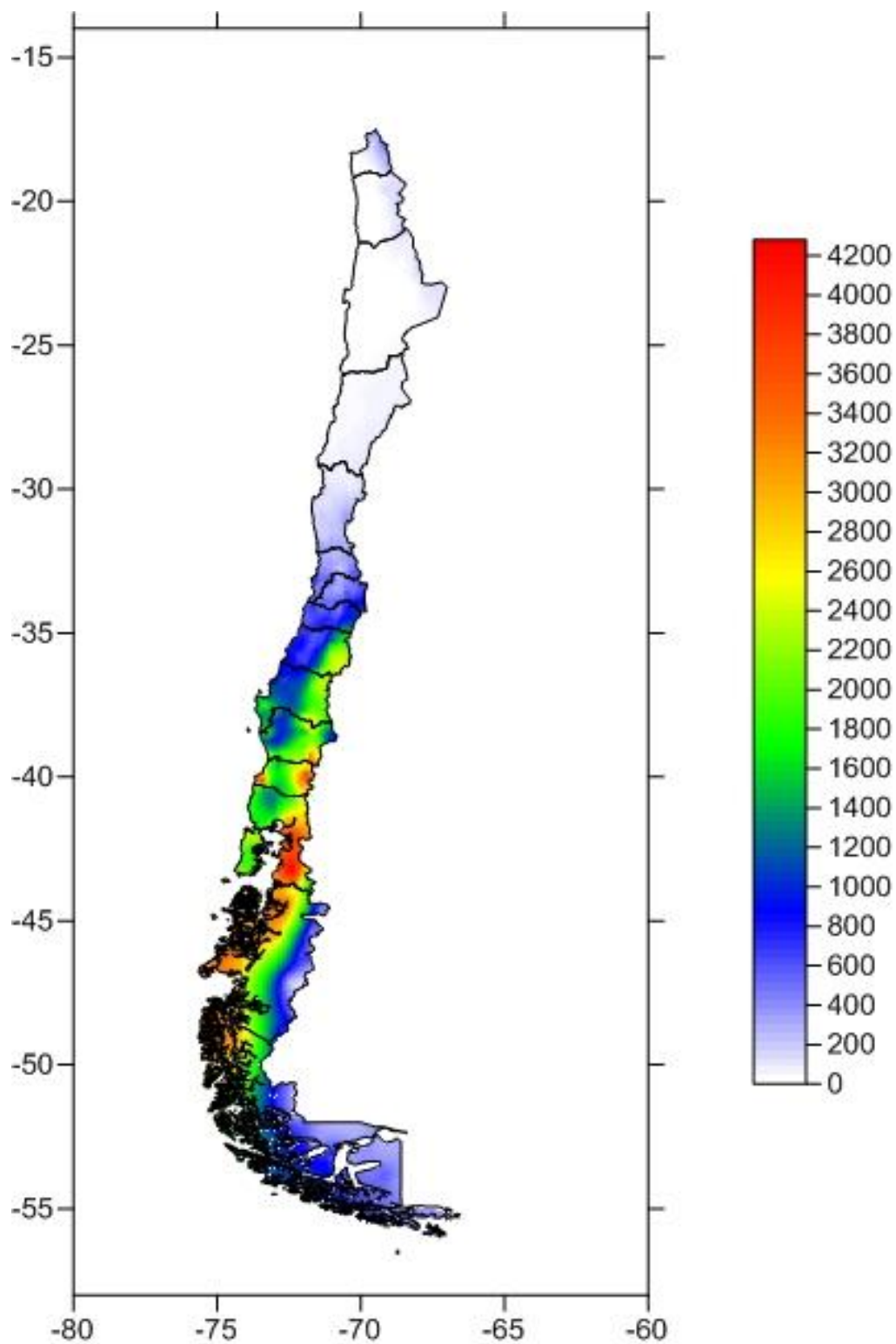


Figura 17: PMAOR (mm)

Se han confeccionado también los planos de isoyetas de la precipitación media anual para todo Chile, los que se encuentran en el Anexo C. Estas isolíneas fueron espacializadas en el programa ArcGis® con la información de la precipitación media anual de las 523 estaciones meteorológicas de la DGA que fueron rellenadas. Se realizó comparación por inspección visual con las isoyetas del Balance Hídrico de Chile, confeccionadas a partir de la precipitación media anual de un total de 718 estaciones pluviométricas (DGA, 1988). Si bien los periodos considerados para la confección de ambos informes son distintos y la elaboración misma de las isoyetas por parte de la DGA aplica criterio experto (se logran trazados más sinuosos respetando efectos fisiográficos), ambos esquemas de curvas tienden a mostrar el comportamiento espacial de las precipitaciones a lo largo de Chile de forma similar.

En la misma línea de validación, se han comparado los valores de precipitación media anual tanto del Balance Hídrico de Chile (BHC) como de la serie observada-rellenada de este trabajo. Se debe dejar en claro que sólo fue posible contrastar 213 estaciones pluviométricas de las 523 en términos cuantitativos, pues para relacionar las estaciones pluviométricas de ambos trabajos se pareó por nombre de la estación, coordenadas y altura, no habiendo siempre coincidencias. Se expone a continuación en la Figura 18 el gráfico de dispersión precipitaciones medias anuales de ambos trabajos:

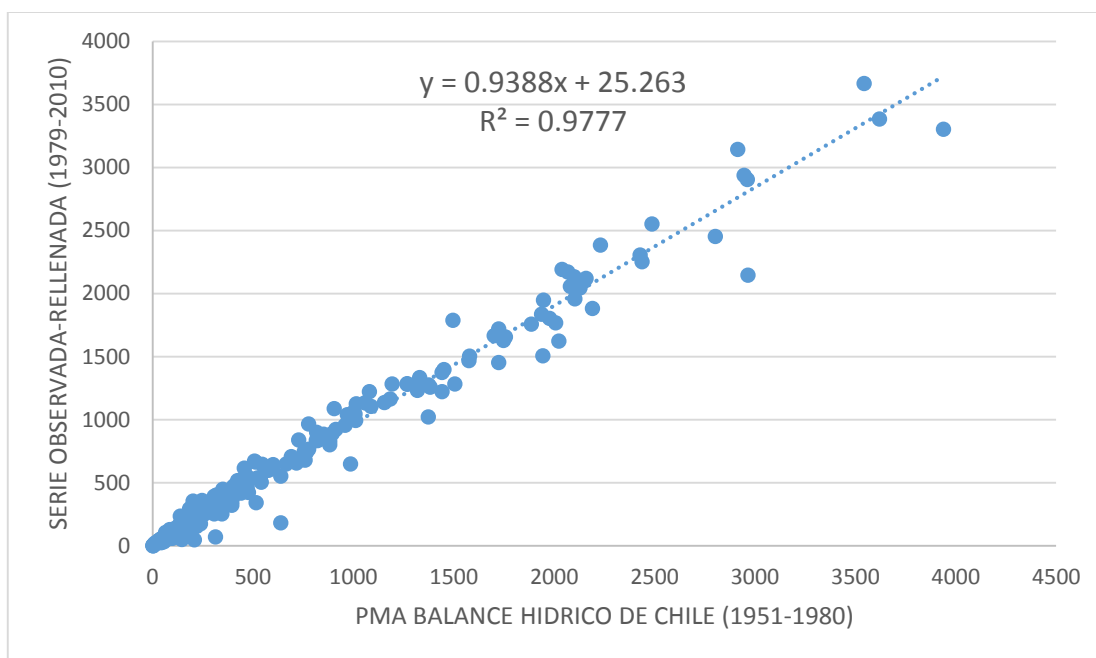


Figura 18: Análisis gráfico de 213 estaciones pluviométricas pareadas a partir del Balance Hídrico de Chile y parte de las 523 estaciones meteorológicas empleadas en este estudio.

Además, para eliminar apreciaciones subjetivas, se realiza un test de hipótesis de diferencia de medias, donde la hipótesis nula H_0 : “Los valores medios anuales de precipitación del BHC y de la serie observada-rellenada son iguales”, se analiza a un nivel de confianza de 95%, los resultados se resumen en la siguiente tabla:

	<i>PMA BALANCE HIDRICO</i>	<i>PMA SERIE RELLENADA</i>
Media	731.286385	711.7711671
Varianza	660771.9783	595597.8111
Observaciones	213	213
Varianza agrupada	628184.8947	
Diferencia hipotética de las medias	0	
Grados de libertad	424	
Estadístico t	0.254099882	
P(T<=t) una cola	0.399770787	
Valor crítico de t (una cola)	1.648455335	
P(T<=t) dos colas	0.799541573	
Valor crítico de t (dos colas)	1.965574698	

Tabla 1: Prueba t para dos muestras: precipitaciones medias anuales del Balance Hídrico de Chile y Serie Observada-Rellenada, suponiendo varianzas iguales

De acuerdo a la información proporcionada en la tabla anterior, se puede concluir que dado que: $-1.97 < 0.25 < 1.97$, no es posible rechazar la hipótesis nula a un nivel de significancia de 0.05.

Por otro lado, realizando un análisis de las figuras 5 a la 17 en términos de la variación espacial y temporal de la precipitación, se aprecia que estas son consecuentes con la climatología de Chile:

- Partiendo por el Norte del país (-18° a -30° de latitud), se observan las características del clima árido: donde precipita muy poco en la zona costera y en la depresión intermedia, pero donde se visualiza hacia el este en el sector altiplánico los efectos del Invierno Boliviano: presencia de lluvias en verano. En el norte grande se encuentra el Desierto de Atacama, el más árido del mundo, donde se registraron precipitaciones de 0.2 mm al año (Estación 76: Quillagua).
- En la Zona Centro (-30° a -37° de latitud), se observa la predominancia del clima mediterráneo, caracterizado por un periodo invernal lluvioso y de sequía en verano. Las precipitaciones aumentan de norte a sur y en las costas y faldeos cordilleranos andinos.
- En la Zona Sur (-37° a -55° de latitud), se observan lluvias frecuentes (durante casi todo el año) y que sobrepasan los 2500 mm de lluvia al año. Se aprecia además el aumento de lluvias predominante en dirección sur costa. En esta Zona, entre los -43° y -50° de latitud se encuentran las zonas más lluviosas del país, llegando a más de 4000 mm de precipitación anual (Estación 606: Puerto Cárdenas: 4348 mm/año).

5.3 Otros Resultados Espacio Temporales a Partir de la Serie Observada Rellenada

A partir de la Tabla D.1 también es posible espacializar el número de días con Lluvia (NDLL); las probabilidades $P(HS)$ y $P(HH)$, y los parámetros α y β de la distribución Gamma, ya sea de manera mensual y anual. Se muestran a continuación algunos de estos mapas:

- Variación espacial del NDLL promedio anual:

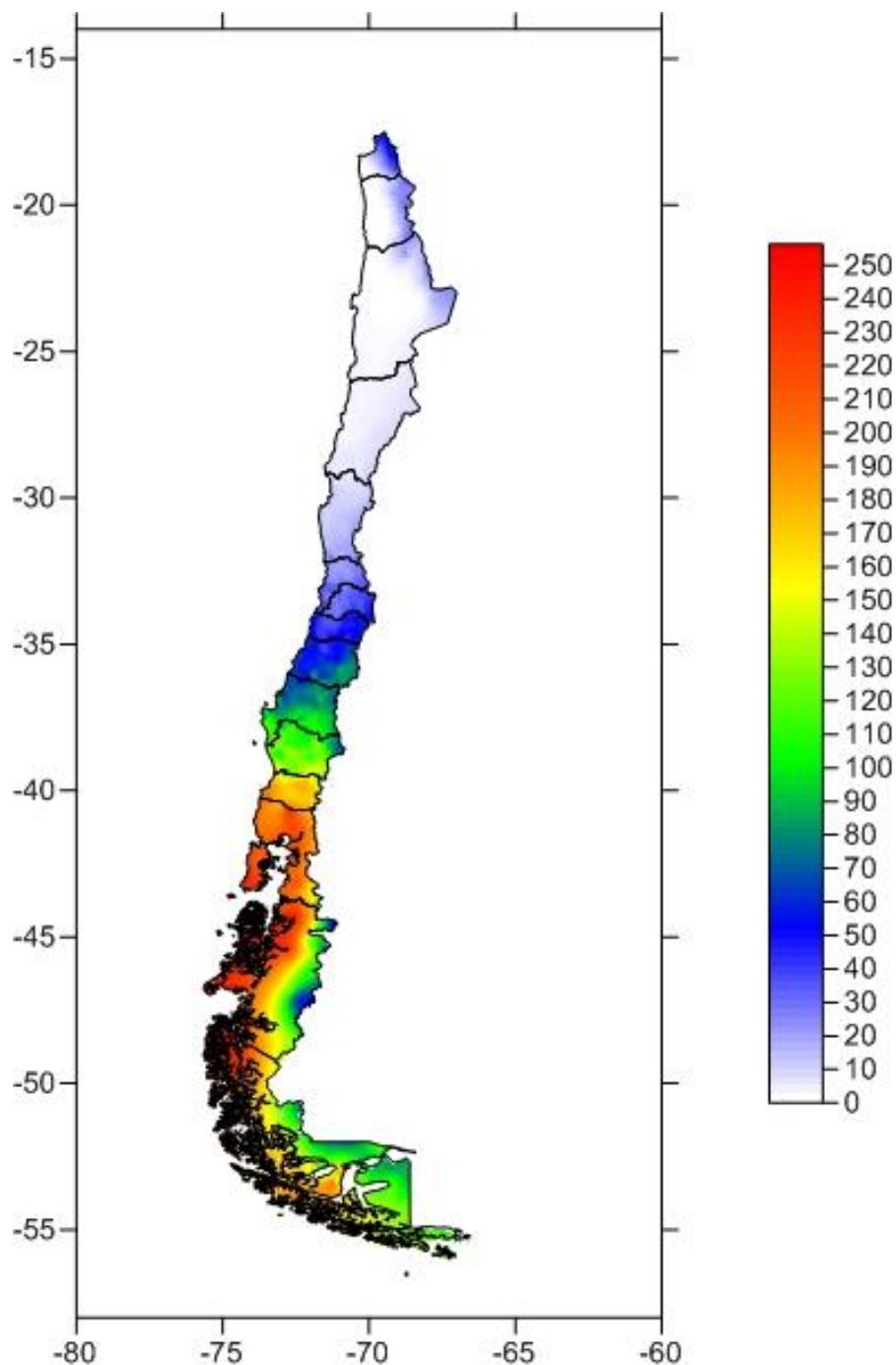


Figura 19: NDLL esperado anual

- Variación espacial de $P(HS)$ anual²

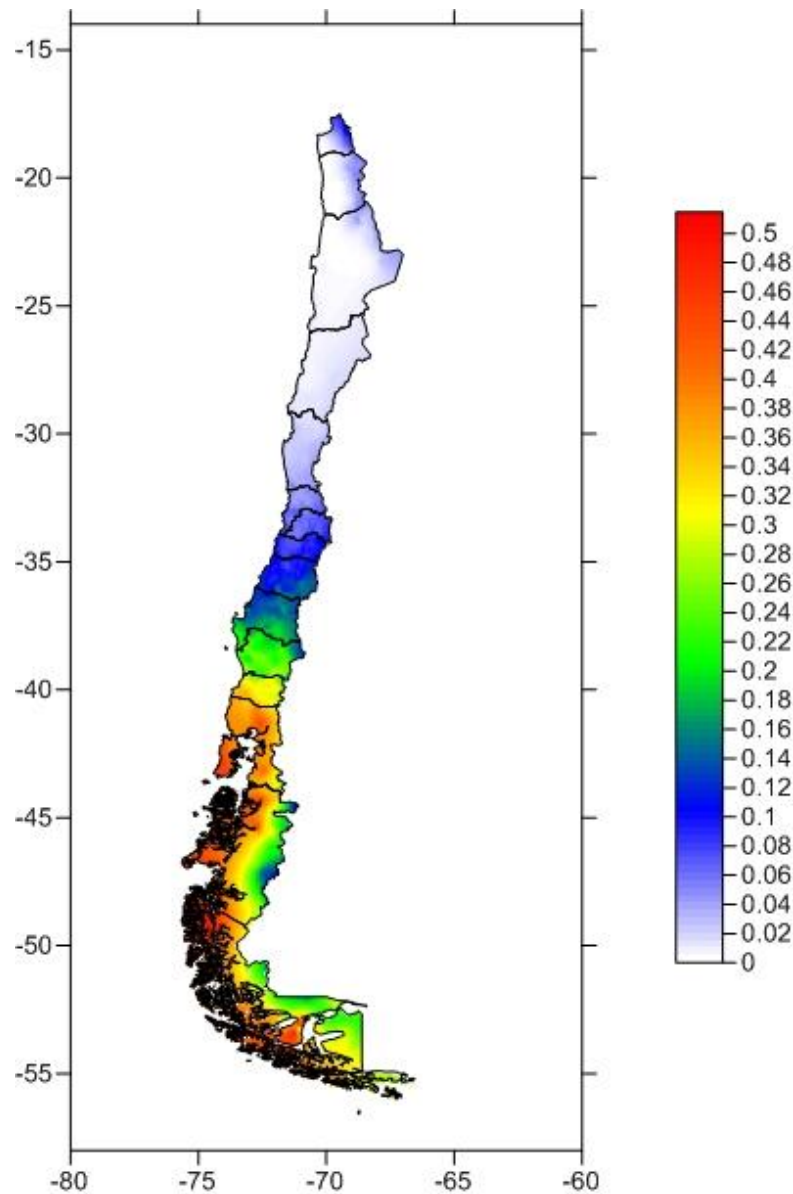


Figura 20: Distribución espacial de $P(HS)$ anual determinado a partir de los datos diarios de precipitación (rellenos) entre 1979 y 2010

A partir de la Figura 20, se puede observar que $P(HS)$ anual está entre 0 y 0.3 en la mayor parte de Chile Continental. Desde otro punto de vista, la probabilidad anual de que después de un día seco el día subsiguiente también lo sea ($P(SS)$) es superior a un 70% ($P(SS)=1-P(HS)$). Por otro lado, a partir de la latitud -40° y en el sector costero, $P(HS)$ anual es relativamente alto, lo que podría indicar que para estos sectores rara vez hay más de tres días continuos soleados (lo que está en concordancia con la cantidad de números de días lluviosos mostrados en la Figura 19). En este sector del país la transición de días secos a lluviosos es alta.

² $P(HS)$ anual resulta del promedio de los valores de $P(HS)$ mensual. No tiene inferencia en la generación de magnitudes de precipitación y se muestra acá solo para establecer análisis cualitativos de las precipitaciones.

- Variación espacial de $P(HH)$ anual³

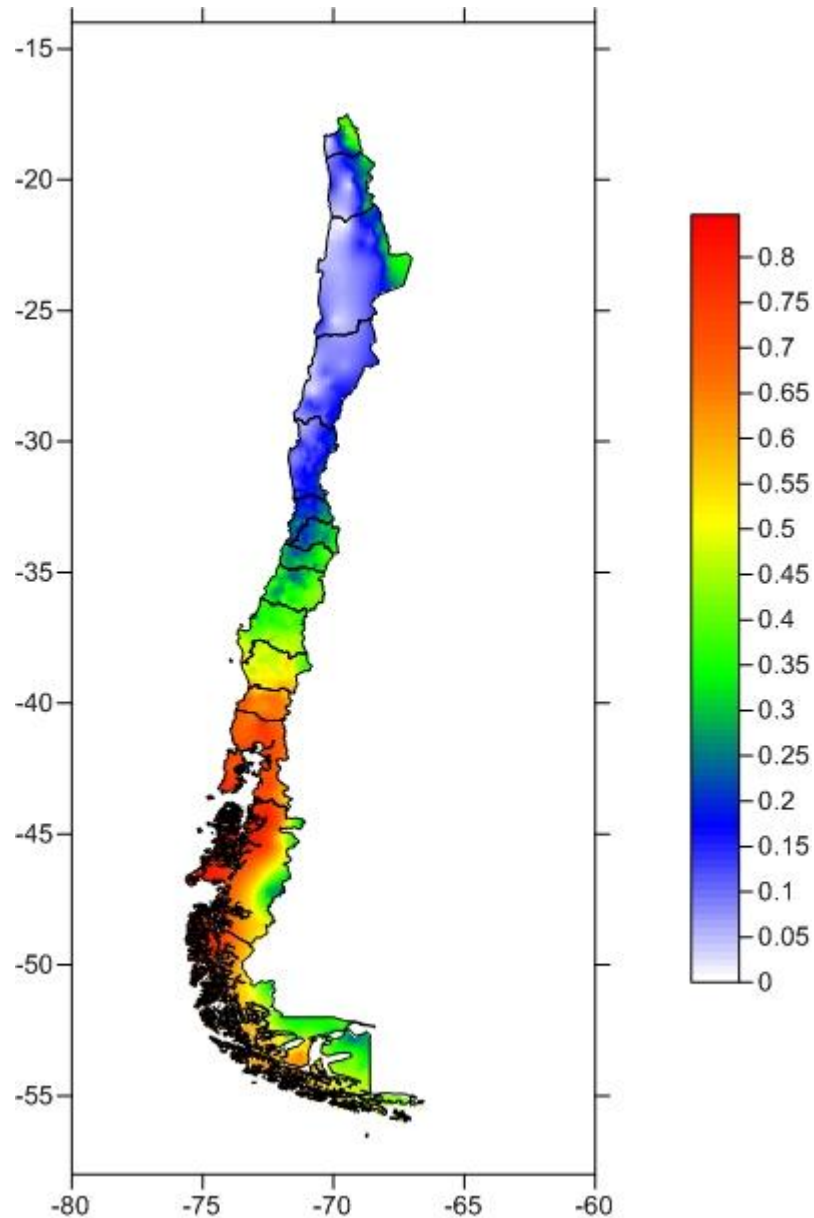


Figura 21: Distribución espacial de $P(HH)$ anual determinado a partir de los datos diarios de precipitación (rellenados) entre 1979 y 2010

A partir de la Figura 21, se puede apreciar que para gran parte de la zona austral, la probabilidad anual de tener días consecutivos de lluvia es superior al 60%. Por el contrario, para el extremo norte es en términos estadísticos casi imposible que se presenten más de dos días consecutivos de lluvia. En cuanto a la zona centro, se observa que es tan probable que llueva o no después de un día lluvioso.

³ $P(HH)$ anual resulta del promedio de los valores de $P(HH)$ mensual. No tiene inferencia en la generación de magnitudes de precipitación y se muestra acá solo para establecer análisis cualitativos de las precipitaciones.

6. Testeo de la Precipitación Simulada

Basado en los 32 años de precipitación simulada en las 523 estaciones meteorológicas y en sus registros desde el año 1979 al 2010, la precipitación simulada fue testada principalmente por tres variables estadísticas: precipitación media anual, precipitación media mensual y desviación estándar de los montos medios mensuales. Las figuras siguientes muestran la comparación entre los valores observados y simulados. Se puede apreciar que la precipitación diaria simulada es bastante exitosa ($R^2 > 0.9$), tanto para la determinación de la precipitación media mensual como media anual.

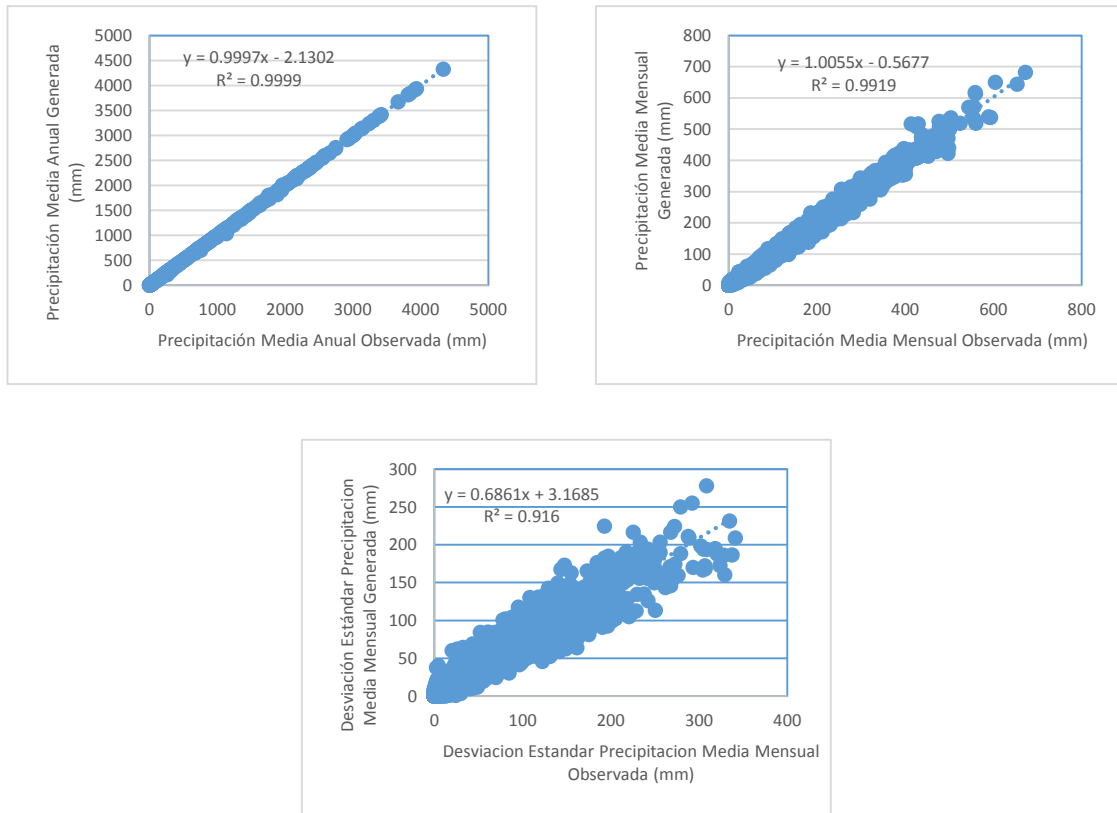


Figura 22: Comparación estadística de la precipitación diaria a partir de 32 años de simulación y observación (serie rellenada) durante 1979 y 2010 en Chile

Lo que muestran los gráficos de la Figura 22, es que la variable Precipitación Media Anual es reproducida de mejor forma que la variable Precipitación Media Mensual. Esto queda esbozado en el gráfico de la desviación estándar entre los montos observado-generado mensuales, donde si bien el coeficiente de correlación es alto no solo se aprecia cierto grado de dispersión, sino que además se observa que los montos medios mensuales observados tienden a ser más dispersos.

Se exponen además los gráficos que muestran el número de días con lluvia promedio mensual y anual:

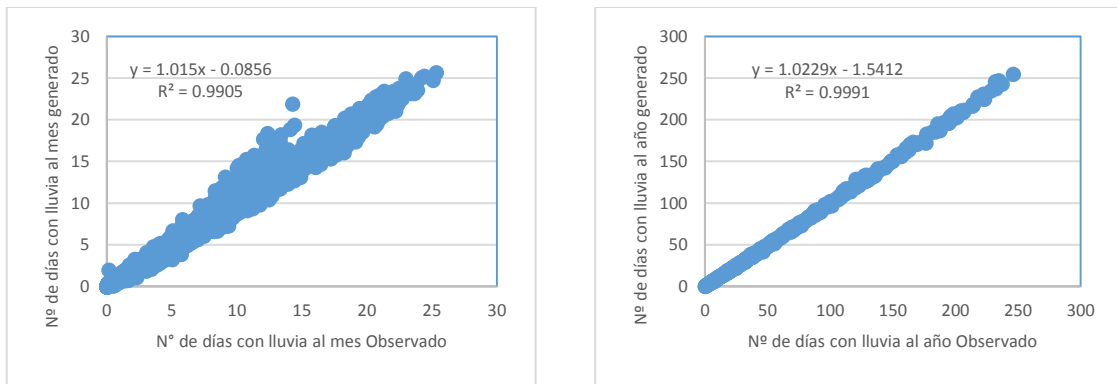


Figura 23: Comparación estadística de número de días con lluvia a partir de 32 años de simulación y observación (serie rellenada) durante 1979 y 2010 en Chile

A partir de los gráficos de la Figura 23, se puede establecer que: como los días de lluvia dependen de las probabilidades de transición $P(HS)$ y $P(HH)$, estas probabilidades modelan correctamente el evento “día lluvioso” sobre todo en términos de eventos promedio al año.

7. Validación del Modelo de Generación de Precipitación

La validación se realizará a partir de la generación de montos de lluvia diaria en algunas estaciones meteorológicas cuyos parámetros de generación se determinarán por interpolación espacial. Se requiere entonces determinar el valor mensual de las medidas alfa, beta, P(HH) y P(HS).

Se seleccionaron tres estaciones meteorológicas: Melozal (NID: 403), Laja (NID: 468) y Vilcún (NID: 526). Para la obtención de alfa, beta, P(HH) y P(HS) se crean mapas interpolados de cada parámetro por mes mediante el programa Surfer® aplicando el método kriging, bajo la opción por defecto de variograma lineal. Para el proceso de interpolación se excluyen los valores de los parámetros de las estaciones de la validación. En resumen se requieren de 48 mapas interpolados por estación para simular un año completo (12 valores de alfa, 12 valores de beta, 12 valores de P(HH) y 12 valores de P(HS)). A modo de ejemplo, se muestra en la Figura 24 el mapa del parámetro beta interpolado en Chile Continental para el mes de enero:

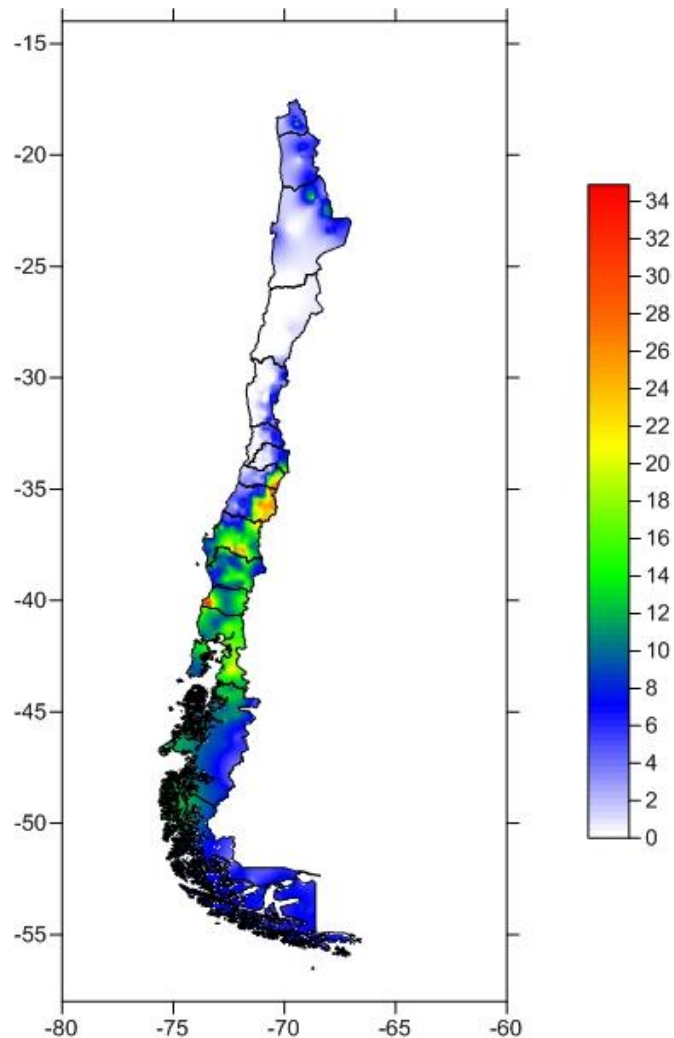


Figura 24: Mapa interpolado del parámetro beta para el mes de enero

Una vez elaborados los mapas de interpolación necesarios para la generación de lluvia, se consulta mediante el programa ArcGis® los valores de alfa, beta, P(HH) y P(HS) en las coordenadas de las estaciones de validación. Los parámetros obtenidos por interpolación y a partir de las series observadas (rellenadas) se detallan en las siguientes tablas, donde el subíndice en el nombre del parámetro indica que fue obtenido por interpolación espacial:

ESTACION MELOZAL												
PARAMETRO	ENE	FEB	MAR	ABR	MAY	JUN	JUL	AGO	SEP	OCT	NOV	DIC
Alfa	1.2	0.4	0.7	0.6	0.9	0.9	0.8	0.9	0.7	0.8	0.5	0.7
Alfa_{int}	0.8	0.5	0.8	0.6	0.9	0.9	0.9	0.9	0.8	0.9	0.6	0.7
Beta	3.5	23.2	12.5	18.7	16.9	17.8	17.5	12.1	14.7	8.9	15.5	10.5
Beta_{int}	5.9	24.5	12.3	17.2	17.8	16.3	15.5	13.3	13.5	9.9	16.7	11.0
P(HH)	0.1	0.2	0.2	0.4	0.5	0.6	0.5	0.5	0.4	0.3	0.3	0.2
P(HH)_{int}	0.1	0.1	0.2	0.4	0.5	0.6	0.6	0.5	0.4	0.3	0.3	0.2
P(HS)	0.0	0.0	0.0	0.1	0.2	0.2	0.2	0.2	0.1	0.1	0.1	0.0
P(HS)_{int}	0.0	0.0	0.0	0.1	0.2	0.3	0.2	0.2	0.1	0.1	0.1	0.0

Tabla 2: Parámetros requeridos para la generación de magnitudes de lluvia diaria, obtenidos a partir de la serie observada rellena y por interpolación espacial, estación Melozal

ESTACION LAJA												
PARAMETRO	ENE	FEB	MAR	ABR	MAY	JUN	JUL	AGO	SEP	OCT	NOV	DIC
Alfa	1.2	0.7	0.6	0.6	1.0	1.1	1.1	1.0	1.1	0.7	0.5	1.2
Alfa_{int}	0.8	0.8	0.5	0.7	0.9	1.0	0.9	0.9	0.9	1.0	0.7	0.9
Beta	9.9	9.6	13.1	20.3	17.3	15.4	12.7	13.3	9.2	13.8	17.0	6.7
Beta_{int}	15.9	14.6	22.6	19.4	22.2	18.6	18.4	16.6	12.9	9.4	15.5	12.7
P(HH)	0.1	0.2	0.2	0.4	0.6	0.6	0.6	0.6	0.5	0.4	0.3	0.2
P(HH)_{int}	0.1	0.2	0.3	0.4	0.6	0.7	0.6	0.6	0.5	0.4	0.3	0.2
P(HS)	0.0	0.1	0.1	0.1	0.2	0.3	0.3	0.3	0.2	0.2	0.1	0.1
P(HS)_{int}	0.0	0.1	0.1	0.2	0.2	0.3	0.3	0.3	0.2	0.2	0.1	0.1

Tabla 3: Parámetros requeridos para la generación de magnitudes de lluvia diaria, obtenidos a partir de la serie observada rellena y por interpolación espacial, estación Laja

ESTACION VILCUN												
PARAMETRO	ENE	FEB	MAR	ABR	MAY	JUN	JUL	AGO	SEP	OCT	NOV	DIC
Alfa	0.8	0.7	0.8	0.7	0.9	1.0	1.4	1.1	1.1	0.9	0.8	0.9
Alfa_{int}	1.0	1.0	0.9	1.0	1.1	1.1	1.3	1.3	1.2	1.2	0.9	0.9
Beta	12.1	17.1	12.7	17.5	19.2	16.6	11.1	11.9	10.9	12.6	12.1	13.0
Beta_{int}	12.2	13.1	11.5	14.0	15.6	15.3	11.7	10.9	9.4	9.6	12.8	12.9
P(HH)	0.2	0.3	0.4	0.4	0.6	0.7	0.7	0.6	0.5	0.5	0.4	0.3
P(HH)_{int}	0.3	0.2	0.4	0.5	0.6	0.7	0.7	0.6	0.6	0.5	0.5	0.4
P(HS)	0.1	0.1	0.2	0.3	0.3	0.4	0.3	0.3	0.2	0.3	0.2	0.2
P(HS)_{int}	0.1	0.1	0.1	0.2	0.3	0.4	0.3	0.3	0.2	0.2	0.2	0.1

Tabla 4: Parámetros requeridos para la generación de magnitudes de lluvia diaria, obtenidos a partir de la serie observada rellena y por interpolación espacial, estación Vilcún

La validación se hizo mediante el análisis de magnitudes de precipitación y número de días con lluvia en términos de valores medios mensuales. El GC se ejecutó para una serie de 32 años. En las tablas siguientes, PM OBS y PM GEN son la precipitación media observada y generada, respectivamente; NDLL OBS y NDLL GEN son los días con lluvia en promedio observados y generados, respectivamente. Los resultados son los subsiguientes:

ESTACION MELOZAL													
PARAMETRO	ENE	FEB	MAR	ABR	MAY	JUN	JUL	AGO	SEP	OCT	NOV	DIC	ANUAL
PM OBS [mm]	5	10	14	50	132	169	145	92	66	32	17	10	741
PM GEN [mm]	6	8	13	40	154	166	147	99	56	39	20	12	759
NDLL OBS	1	1	2	5	9	11	10	9	6	5	2	1	61
NDLL GEN	1	1	1	4	10	11	10	8	5	4	2	1	60

Tabla 5: Magnitudes de lluvia y número de días con lluvia promedio obtenidos de la serie observada y a partir de una serie de simulación de 32 años con parámetros de generación interpolados espacialmente, estación Melozal

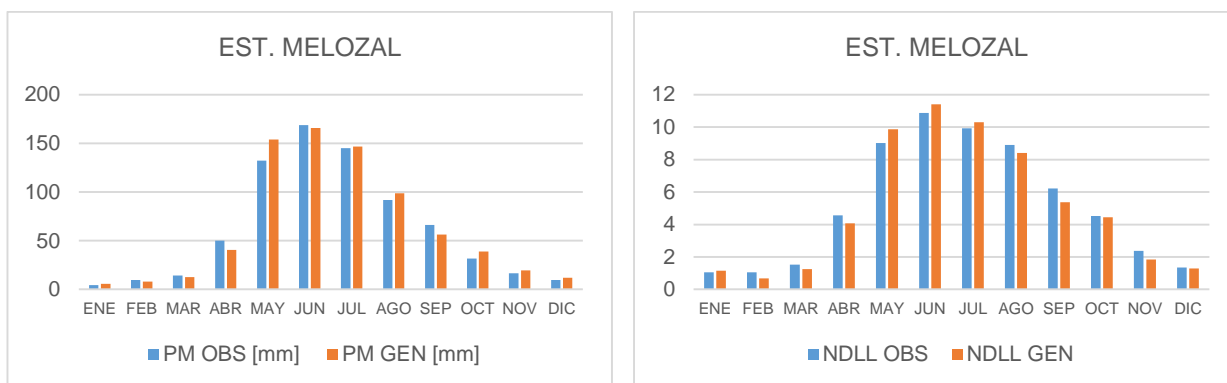


Figura 25: Evolución de montos de lluvia y número de días con lluvia promedio mensuales, obtenidos a partir de la serie observada y generada con parámetros interpolados, estación Melozal

ESTACION LAJA													
PARAMETRO	ENE	FEB	MAR	ABR	MAY	JUN	JUL	AGO	SEP	OCT	NOV	DIC	ANUAL
PM OBS [mm]	22	13	22	74	215	244	187	156	74	64	37	19	1127
PM GEN [mm]	19	27	24	94	213	234	195	142	72	62	37	25	1143
NDLL OBS	2	2	3	6	12	14	13	12	7	7	4	2	84
NDLL GEN	2	2	3	7	12	13	12	10	7	6	3	2	79

Tabla 6: Magnitudes de lluvia y número de días con lluvia promedio obtenidos de la serie observada y a partir de una serie de simulación de 32 años con parámetros de generación interpolados espacialmente, estación Laja

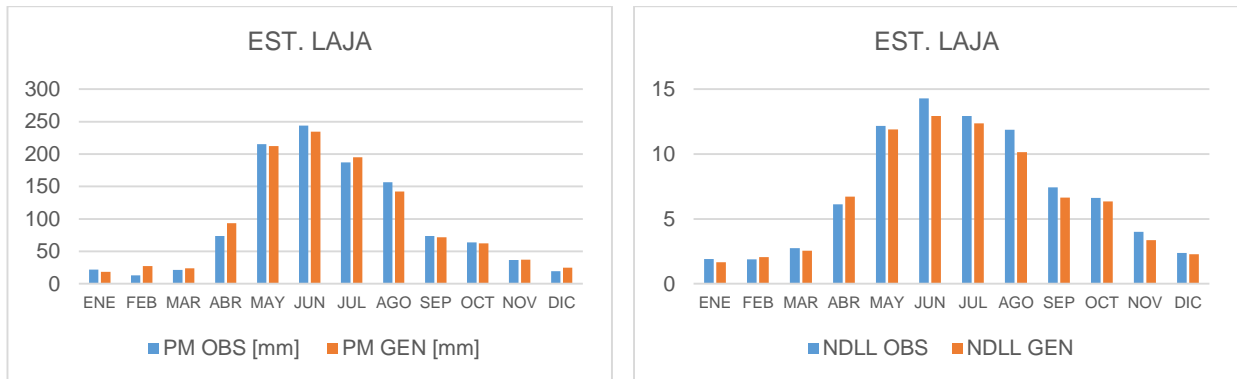


Figura 26: Evolución de montos de lluvia y número de días con lluvia promedio mensuales, obtenidos a partir de la serie observada y generada con parámetros interpolados, estación Laja

ESTACION VILCUN													
PARAMETRO	ENE	FEB	MAR	ABR	MAY	JUN	JUL	AGO	SEP	OCT	NOV	DIC	ANUAL
PM OBS [mm]	45	51	70	125	252	285	223	191	129	133	83	72	1658
PM GEN [mm]	52	49	59	129	269	282	248	205	109	111	73	56	1640
NDLL OBS	4	4	7	10	14	17	15	14	11	11	8	6	121
NDLL GEN	4	4	6	9	15	17	15	15	10	10	7	5	115

Tabla 7: Magnitudes de lluvia y número de días con lluvia promedio obtenidos de la serie observada y a partir de una serie de simulación de 32 años con parámetros de generación interpolados espacialmente, estación Vilcún

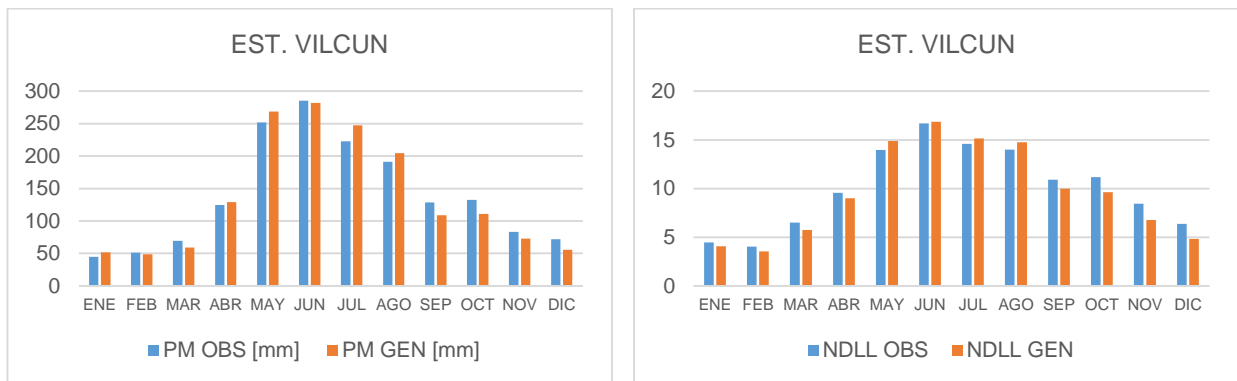


Figura 27: Evolución de montos de lluvia y número de días con lluvia promedio mensuales, obtenidos a partir de la serie observada y generada con parámetros interpolados, estación Vilcún

Por otra parte, en la Figura 28 se muestran los pares de montos de lluvia media mensual de las series observada (rellenada) y generada (con parámetros interpolados) de las tres estaciones consideradas en las validación. A partir de esta figura se observa que las diferencias entre lo observado y lo generado son muy pequeñas, lo que queda demostrado por un alto valor del coeficiente de determinación ($R^2 > 0.9$):

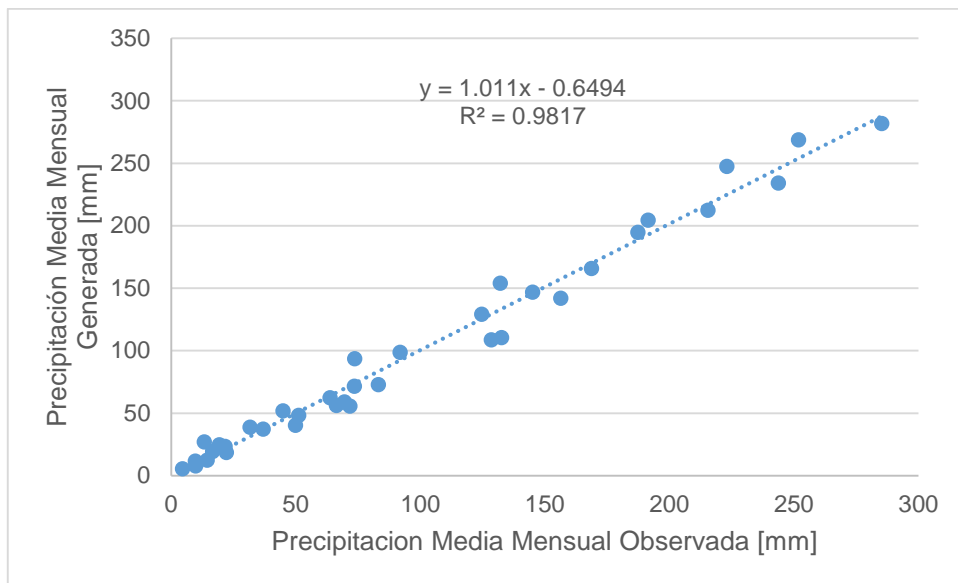


Figura 28: Precipitación media mensual observada y generada de las estaciones consideradas en la validación

En la Figura 29 se muestran los pares de números de días con lluvia promedio por mes, observado y simulado (con parámetros interpolados) de las tres estaciones consideradas en las validación, se observa de esta figura que las diferencias entre lo observado y lo generado son muy pequeñas, lo que queda demostrado por un alto valor del coeficiente de determinación ($R^2 > 0.9$):

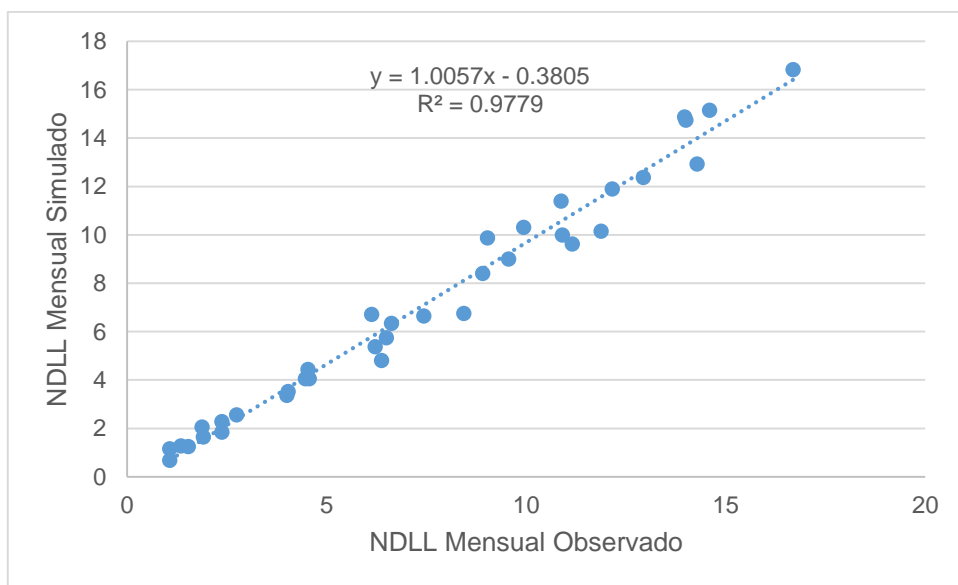


Figura 29: Número de días con lluvia promedio observado y simulado en la etapa de validación del modelo

8. Conclusiones y Comentarios

- 1) A partir del desarrollo de este trabajo se ha observado que la implementación de un GC “tipo Richardson” en Chile Continental es relativamente sencillo y, a la luz del testeo realizado, se obtienen resultados satisfactorios. Se requiere para modelar la lluvia diaria en cada estación meteorológica de la DGA de sólo cuatro parámetros que han sido detallados en los anexos (ver Tabla D.1). En primer lugar se debe determinar si cierto día es seco o húmedo a partir de las probabilidades de transición y, en caso de ser el día húmedo, generar la cantidad de lluvia a partir de alguna distribución adecuada, como lo es la función de densidad Gamma la cual requiere de los parámetros α y β .

Asimismo, de acuerdo a la literatura consultada, se ha observado que la aplicación de modelos hidrológicos basados en montos de precipitación diaria, mensual o anual, requieren de registros de por lo menos 20 o 30 años de longitud para que un GC “tipo Richardson” entregue valores representativos de la muestra que le dio origen. En cuanto a la simulación de montos de lluvia se sugiere generar series de por lo menos 30 años de extensión.

- 2) Con respecto a los valores de precipitación generados en este trabajo se puede concluir que:
 - a) La distribución Gamma se ha ajustado a un gran número de regímenes de lluvia con una precisión razonable.
 - b) Los valores medio mensuales son bien simulados, pero mejor aún los valores medios anuales.
 - c) A partir del testeo estadístico de la simulación de precipitación basado en la desviación estándar de los valores medios mensuales, se aprecia que en general la función gamma genera montos con menor dispersión que lo que se observa en la naturaleza, por lo que se deduce que los eventos extremos raros, como precipitaciones de grandes magnitudes, podrían ser encubiertos por esta distribución. Ante esta situación se sugiere para estudios posteriores realizar análisis estadísticos de montos extremos observados versus generados.
 - d) Una cadena de Markov de dos estados de primer orden es relativamente simple de aplicar y a partir de ella fue posible simular correctamente el número de días con lluvia observado.
- 3) A partir del análisis de los datos de precipitación diaria de las 723 (100%) estaciones meteorológicas proporcionadas por la DGA, se hallaron sólo 7 (1%) estaciones con datos completos para el periodo de estudio 1979-2010, se hubieron de rellenar 516 estaciones (71%) y descartar 200 estaciones (28%). Estos números revelan de que a pesar de contar con 269 estaciones meteorológicas de la DGA con más de 30 años de registro (ver Figura 1), la cantidad de estaciones con años completos es insignificante.

- 4) Ante la imposibilidad de contar con series extensas completas, se ha empleado la metodología de relleno de series históricas mediante datasets de Modelos de Reanálisis complementados con adecuadas funciones de transferencia. La calidad de la información lograda se pudo percibir a partir de la comparación de las series observadas-rellenadas procesadas en isoyetas (mm/año) versus las mismas isoyetas registradas en el Balance Hídrico de Chile mediante inspección visual. Se observó que en general las isoyetas elaboradas a partir de la serie observada-rellenada siguen la tendencia de las isoyetas del Balance Hídrico. Además, en términos de la variación espacial y temporal de las precipitaciones, se apreció que la serie observada-rellenada es consecuente con la climatología de Chile Continental (ver Figuras 5 a la 17).
- 5) En relación punto anterior y en vista no sólo de las complicaciones que pueden surgir al elaborar algoritmos que permitan procesar los antecedentes de modelos de Reanálisis, el relleno de series históricas incompletas también puede ser realizada a partir del GC implementado en este trabajo, empleando los parámetros de la tabla D.1 o usando parámetros interpolados si se trata de un sitio no muestreado.
- 6) En cuanto al proceso de validación del modelo, se puede considerar a esta etapa como un ejemplo de generación de montos de lluvia en zonas que no han sido muestreadas. Para ello se requiere conocer el valor de los parámetros alfa, beta, P(HH) y P(HS) de manera mensual y que pueden ser obtenidos por interpolación espacial a partir de los valores descritos en la Tabla D.1. La semejanza entre los montos de lluvia obtenidos por simulación y los valores observados revela la potencia del generador estocástico de precipitaciones diarias implementado en este trabajo.
- 7) Finalmente, de forma gratuita se pone a disposición los siguientes mapas web elaborados a partir de los antecedentes de la Tabla D.1:
 - a. Mapa de Precipitaciones Medias Anuales y Mensuales en Chile Continental [mm]: <http://worldmap.harvard.edu/maps/6113>
 - b. Mapa de Número de Días con Lluvia Promedio Anual y Mensual en Chile Continental: <http://worldmap.harvard.edu/maps/6160>
 - c. Parámetro de Generación de Lluvia Diaria ALFA: <http://worldmap.harvard.edu/maps/6126>
 - d. Parámetro de Generación de Lluvia Diaria BETA: <http://worldmap.harvard.edu/maps/6127>
 - e. Parámetro de Generación de Lluvia Diaria P(HS): <http://worldmap.harvard.edu/maps/6129>

f. Parámetro de Generación de Lluvia Diaria P(HH):
<http://worldmap.harvard.edu/maps/6129>

9. Bibliografía

Ananthakrishnan R. y Soman M. K. 1989. Statistical distribution of daily rainfall and its association with the coefficient of variation of rainfall series. *International Journal of Climatology* 9: 485–500.

Brown, E. y Cisternas, E. 1978. *Formulación y Aplicación de un Modelo de Generación Estocástica de Precipitaciones Diarias*. Santiago, Universidad de Chile, Departamento de Obras Civiles. 143p.

Bailey, N. T. J. 1964. *The Elements of Stochastic Processes with Applications to the Natural Sciences*. Wiley 8: 122-123.

Bannayan M. y Crout, N. M. J. 1999. A stochastic modelling approach for real-time forecasting of winter wheat yield. *Field Crops Research*, 62: 85-95.

Chen, D; Achberger, C.; Postgård, U.; Walther, A.; Liao, Y.; Ou, T. 2008. Using a weather generator to create future daily precipitation scenarios for Sweden. Göteborg: University of Gothenburg.

Gabriel R., Neumann J. 1962. A Markov chain model for daily rainfall occurrence in Tel Aviv, Israel. *Q. J. R. Met. Soc.*, 88: 90-95.

Larsen, G. A., Pense, R. B. 1982. Stochastic simulation of daily climatic data for agronomic models. *Agron. J.* 74:510-514.

Liao Y., Q. Zhang, D. Chen. 2004: Stochastic modeling of daily precipitation in China. *Journal of Geographical Sciences*, 14(4), 417-426.

Medhi, J. 1981. *Stochastic Process*. John Wiley & Sons.

Ministerio de Obras Públicas, Dirección General de Aguas. 1987. *Balance Hídrico de Chile*.

Organización Meteorológica Mundial. 1994. *Guía de Prácticas Hidrológicas: Adquisición y Proceso de Datos, Análisis, Predicción y Otras Aplicaciones*. (168)

Öztürk, A. 1981. On the study of a probability distribution for precipitation totals. *Journal of Applied Meteorology* 20:1499–1595.

Roldan, J. y Woolhiser, D. A. 1982. Stochastic daily precipitation models, 1. A comparison of occurrence processes. *Water Resources Research*, 18:1461-1468.

Richardson, C. W. 1981. Stochastic simulation of daily precipitation, temperature, and solar radiation. *Water Resources Research*, 17: 182-190.

Richardson, C. W., Wright D. A. 1984. WGEN: a model for generating daily weather variables. SDA-ARS, ARS-8.

- Richardson, C. W. 1985. Weather simulation for crop management models. *Trans. ASAE*, 8: 1602-1606.
- Saha S., et al. 2010. NCEP Climate Forecast System Reanalysis (CFSR) 6-hourly Products, January 1979 to December 2010. Research Data Archive at the National Center for Atmospheric Research, Computational and Information Systems Laboratory. <http://dx.doi.org/10.5065/D69K487J>. Accessed 06 may 2014.
- Semenov M. A., Porter J. 1995. Climatic variability and the modelling of crop yields. *Agricultural and Forest Meteorology*, 73: 265-283.
- Semenov M., Barrow E. 1997. Use of a stochastic weather generator in the development of climate change scenarios. *Climatic Change*, 35: 397-414.
- Semenov M., Brooks J. 1999. Spatial interpolation of the LARS-WG stochastic weather generator in Great Britain. *Climate Research*, 11: 137-148.
- Thom H. 1958. A note on the gamma distribution. *Monthly Weather Review* 86: 117–122.
- Wallis R., Griffiths J. 1997. Simulated meteorological input for agricultural models. *Agricultural and Forest Meteorology*, 88: 241-258.
- Wilks D. 1990. Maximum likelihood estimation for the gamma distribution using data containing zeros. *Journal of Climate* 3:1495–1501.
- Wilks D. 1992. Adapting stochastic weather generation algorithms for climate change studies. *Climatic Change*, 22: 67-84.
- Wilks D. 1995. *Statistical Methods in the Atmospheric Sciences: an Introduction*. Academic Press: San Diego, CA.
- Wilks D. 1999. Interannual variability and extreme-value characteristics of several stochastic daily precipitation models. *Agricultural and Forest Meteorology*, 93: 153-169.
- Wilks D. 1999. Multisite Downscaling of Daily Precipitation with a Stochastic Weather Generator. *Climate Research*, 11: 125-136.
- Wight J., Hanson C. 1991. Use of stochastically generated weather records with rangeland simulation models. *Journal of Range Management*, 44: 282-285.
- Yao Z., Ding Y. 1990. *Climatological Statistics*. Beijing: Meteorological Press

Anexos

A. Coordenadas y Altitud de las 723 Estaciones Mencionadas en el Estudio

En la tabla siguiente, NID: es la numeración asignada en este estudio a la estación meteorológica; COD DGA: es el código nativo de la DGA; ALT: es la altura a la que se encuentra la estación (msnm); LON: es la longitud; LAT: la latitud; OBS: indica si la estación meteorológica fue: rellenada, descartada, o si se hallaba con información completa dentro del periodo 1979 -2010, entre paréntesis se encuentra el porcentaje de datos faltantes (1979-2010) y “DI” significa: Datos Insuficientes para realizar correlación de la Función de Transferencia.

Tabla A.1

NID	NOMBRE	COD DGA	ALT	LON	LAT	OBS
1	VISVIRI	01000005-K	4080	-69.483	-17.595	Rellenada (4.1%)
2	VILLA INDUSTRIAL (TACORA)	01200002-2	4080	-69.724	-17.772	Rellenada (2.5%)
3	HUMAPALCA	01200003-0	3980	-69.704	-17.835	Rellenada (0.7%)
4	ALCERRECA	01201010-9	3990	-69.659	-17.993	Rellenada (1.7%)
5	RIO LLUTA EN ALCERRECA	01201003-6	3550	-69.633	-18.004	Rellenada (74.3%)
6	CAQUENA	01001005-5	4400	-69.202	-18.054	Rellenada (11.6%)
7	PUQUIOS	01110001-5	3750	-69.744	-18.175	Descartada (92.4%)
8	PACOLLO	01202009-0	4185	-69.509	-18.177	Rellenada (37.2%)
9	COTACOTANI	01020014-8	4550	-69.233	-18.184	Rellenada (6.5%)
10	ISLA BLANCA	01020013-K	4540	-69.214	-18.186	Rellenada (67.7%)
11	PUTRE (DCP)	01202012-0	3560	-69.559	-18.195	Rellenada (73.1%)
12	PUTRE	01202010-4	3545	-69.560	-18.199	Rellenada (5.2%)
13	PARINACOTA CONAF DGA	01020015-6	4420	-69.268	-18.201	Descartada (84.8%)
14	PARINACOTA EX ENDESA	01020017-2	4420	-69.268	-18.204	Rellenada (17.8%)
15	LAS CUEVAS CONAF	01202011-2	4060	-69.510	-18.211	Descartada (93.7%)
16	CHUCUYO RETEN	01020016-4	4400	-69.296	-18.216	Rellenada (6%)
17	CHUCUYO (EX. ENDESA)	01020018-0	4400	-69.321	-18.218	Descartada (84.2%)
18	CHUNGARA AJATA	01010010-0	4585	-69.183	-18.235	Rellenada (14.8%)
19	CHUNGARA GUARDERIA	01010009-7	4600	-69.117	-18.267	Descartada (92.9%)
20	CHUNGARA RETEN	01010007-0	4570	-69.138	-18.281	Rellenada (17.1%)
21	PORTEZUELO CHAPIQUIÑA	01300005-0	4375	-69.466	-18.327	Descartada (99.7%)
22	MISSITUNI	01010008-9	4720	-69.134	-18.348	Descartada (100%)
23	MURMUNTANE	01300004-2	3550	-69.552	-18.352	Rellenada (74.1%)
24	CENTRAL CHAPIQUIÑA	01300006-9	3350	-69.548	-18.372	Rellenada (0.5%)
25	LLUTA	01211006-5	290	-70.169	-18.410	Descartada (DI)
26	BELEN	01300007-7	3240	-69.517	-18.467	Rellenada (2.1%)
27	ARICA OFICINA	01310018-7	20	-70.323	-18.481	Rellenada (1.8%)
28	U. DEL NORTE	01310021-7	55	-70.294	-18.483	Descartada (89.8%)
29	GUALLATIRE	01021007-0	4240	-69.155	-18.498	Rellenada (1.6%)

NID	NOMBRE	COD DGA	ALT	LON	LAT	OBS
30	RIO TICNAMAR EN ANGOSTURA	01300009-3	3010	-69.566	-18.513	Descartada (86.2%)
31	EL BUITRE AERODROMO	01310022-5	110	-70.284	-18.512	Rellenada (21.1%)
32	AZAPA	01310019-5	365	-70.181	-18.516	Rellenada (4.4%)
33	TIGNAMAR	01300008-5	3230	-69.494	-18.581	Rellenada (1.3%)
34	CHILCAYA	01030003-7	4270	-69.084	-18.794	Rellenada (36.8%)
35	CHACA	01410011-3	350	-70.150	-18.817	Descartada (84.6%)
36	CODPA	01410012-1	1870	-69.744	-18.832	Rellenada (0%)
37	ESQUIÑA	01502007-5	2170	-69.533	-18.942	Rellenada (0.4%)
38	RIO CAMARONES EN CHILPE	01502008-3	1565	-69.620	-18.943	Descartada (84.4%)
39	CARITAYA EMBALSE	01501001-0	3600	-69.336	-19.025	Descartada (100%)
40	Q. CAMIÑA 3 KM. A. ARRIBA DE TARCAVIRE	01610004-8	3694	-69.255	-19.058	Descartada (91.2%)
41	PUMIRE	01610003-K	4150	-69.111	-19.095	Rellenada (64%)
42	CUYA	01502006-7	200	-70.127	-19.112	Descartada (98.9%)
43	ENQUELCA (EX CARAGUANO)	01041004-5	3900	-68.804	-19.229	Rellenada (32%)
44	COLCHANE (T. ISLUGA)	01041003-7	3700	-68.638	-19.276	Rellenada (3.1%)
45	APAMILCA (CAMIÑA)	01611002-7	2600	-69.387	-19.297	Descartada (88.5%)
46	CAMIÑA	01611001-9	2500	-69.417	-19.314	Rellenada (11.9%)
47	PUCHULTIZA	01720004-6	4300	-68.942	-19.414	Descartada (80.2%)
48	CHUZMIZA	01730020-2	3400	-69.183	-19.683	Rellenada (35.9%)
49	PAMPA LIRIMA DCP	01730015-6	5100	-68.858	-19.765	Descartada (93.7%)
50	Q. TARAPACA EN SIBAYA	01730007-5	2830	-69.143	-19.783	Descartada (80.8%)
51	MOCHA	01730019-9	2150	-69.273	-19.810	Rellenada (35.7%)
52	PAMPA LIRIMA	01730016-4	4076	-68.854	-19.847	Rellenada (68.4%)
53	CANCOSA	01042001-6	3930	-68.604	-19.859	Rellenada (6%)
54	POROMA	01730017-2	2880	-69.183	-19.872	Rellenada (1.3%)
55	LAGUNILLAS (PAMPA LIRIMA)	01730018-0	4020	-68.837	-19.933	Rellenada (18.8%)
56	HUAYTANI	01042002-4	3950	-68.571	-20.000	Rellenada (18.2%)
57	PARCA	01740001-0	2650	-69.203	-20.012	Rellenada (2.8%)
58	COYACAGUA	01050007-9	4013	-68.808	-20.053	Rellenada (0.5%)
59	CERRO COLORADO	01740002-9	2510	-69.270	-20.065	Rellenada (45%)
60	MAMIÑA	01750003-1	2730	-69.215	-20.076	Rellenada (25%)
61	HUARA EN FUERTE BAQUEDANO	01700010-1	1100	-69.750	-20.131	Descartada (DI)
62	SAGASCA	01750002-3	1822	-69.340	-20.203	Rellenada (50.8%)
63	IQUIQUE	01820001-5	50	-70.136	-20.215	Rellenada (17.9%)
64	SALAR HUASCO	01051003-1	3800	-68.886	-20.276	Descartada (96%)
65	ESMERALDA	01700008-K	1115	-69.381	-20.484	Descartada (100%)
66	COPOSA	01700009-8	3760	-68.694	-20.709	Rellenada (49.2%)
67	GUATACONDO DGA	02113005-2	2460	-69.046	-20.927	Rellenada (0.5%)
68	COPAQUIRE	01770001-4	3540	-68.894	-20.934	Rellenada (14.1%)
69	UJINA	01080001-3	4300	-68.628	-20.971	Rellenada (29.9%)
70	COLLAHUASI	01080002-1	4250	-68.802	-20.996	Rellenada (61.2%)
71	AMINCHA	02105031-8	3860	-68.339	-21.201	Descartada (97.9%)

NID	NOMBRE	COD DGA	ALT	LON	LAT	OBS
72	OLLAGUE	02000001-5	3700	-68.249	-21.223	Rellenada (42.4%)
73	CEBOLLAR	02020001-4	3730	-68.339	-21.531	Rellenada (27.6%)
74	LEQUENA	02101003-0	3320	-68.661	-21.655	Rellenada (0.5%)
75	RIO LOA ANTES REPRESA LEQUENA	02101001-4	3315	-68.662	-21.656	Rellenada (71.9%)
76	QUILLAGUA	02112008-1	802	-69.536	-21.660	Rellenada (0.7%)
77	ASCOTAN	02020002-2	3970	-68.276	-21.725	Rellenada (13.1%)
78	TRANQUE SLOMAN	02111004-3	985	-69.514	-21.851	Descartada (DI)
79	QUINCHAMALE	02102005-2	3080	-68.596	-21.905	Rellenada (51.5%)
80	SAN PEDRO DE CONCHI	02103007-4	3217	-68.536	-21.933	Rellenada (55.4%)
81	PARSHALL N 2	02103008-2	3318	-68.518	-21.943	Rellenada (0.5%)
82	CONCHI VIEJO	02104007-K	3491	-68.724	-21.950	Rellenada (13.5%)
83	OJOS SAN PEDRO	02103009-0	3800	-68.313	-21.971	Rellenada (1.5%)
84	SILALA	02103012-0	4305	-68.029	-22.014	Rellenada (68.7%)
85	CONCHI EMBALSE	02104008-8	3010	-68.624	-22.025	Rellenada (2.6%)
86	CONCHI MURO EMBALSE	02104009-6	3000	-68.621	-22.027	Rellenada (61.7%)
87	INACALIRI	02103010-4	4040	-68.066	-22.028	Rellenada (3.2%)
88	TOCOPILLA	02210002-5	150	-70.190	-22.080	Descartada (DI)
89	CUPO	02105014-8	3370	-68.317	-22.115	Rellenada (1.9%)
90	LINZOR	02105016-4	4100	-68.023	-22.230	Rellenada (9.2%)
91	TURI	02105015-6	3070	-68.288	-22.241	Rellenada (62.2%)
92	TOCONCE	02105017-2	3310	-68.173	-22.259	Rellenada (1.3%)
93	AYQUINA	02105018-0	3031	-68.318	-22.275	Rellenada (0.7%)
94	SIFON AYQUINA	02105019-9	3000	-68.350	-22.283	Descartada (100%)
95	SALADO EMBALSE	02105020-2	3200	-68.203	-22.286	Rellenada (5.4%)
96	RIO SALADO EN SIFON AYQUINA	02105002-4	2980	-68.345	-22.289	Rellenada (72%)
97	CHIU-CHIU	02104010-K	2524	-68.637	-22.338	Rellenada (2.1%)
98	CASPANA	02105021-0	3260	-68.212	-22.337	Rellenada (10%)
99	EL TATIO	02105022-9	4370	-68.013	-22.371	Rellenada (7%)
100	COYA SUR	02112009-K	1250	-69.623	-22.394	Descartada (DI)
101	CALAMA	02110013-7	2300	-68.904	-22.449	Rellenada (7.9%)
102	RIO GRANDE	02510007-7	3250	-68.166	-22.652	Rellenada (0.5%)
103	SIERRA GORDA	02700001-0	1616	-69.322	-22.889	Descartada (DI)
104	SAN PEDRO DE ATACAMA	02510006-9	2450	-68.200	-22.905	Rellenada (69.5%)
105	TOCONAO EXPERIMENTAL	02500016-1	2500	-67.998	-23.189	Rellenada (9.9%)
106	TOCONAO RETEN	02500015-3	2460	-68.009	-23.194	Rellenada (62.2%)
107	TALABRE	02500021-8	3300	-67.888	-23.313	Rellenada (52.9%)
108	BAQUEDANO	02710002-3	1032	-69.840	-23.334	Rellenada (17.1%)
109	CAMAR	02500017-K	2700	-67.963	-23.407	Rellenada (0.2%)
110	SOCAIRE	02500019-6	3251	-67.893	-23.587	Rellenada (2.3%)
111	ANTOFAGASTA	02710003-1	50	-70.387	-23.598	Completa
112	PEINE	02500020-K	2460	-68.058	-23.684	Rellenada (1.3%)
113	IMILAC	02640001-5	3000	-68.783	-24.163	Descartada (100%)

NID	NOMBRE	COD DGA	ALT	LON	LAT	OBS
114	MONTURAQUI	02660001-4	3430	-68.435	-24.341	Descartada (96.8%)
115	CACHINAL DE LA SIERRA	02810001-9	2640	-69.520	-24.961	Descartada (99.4%)
116	VAQUILLAS	02941001-1	3250	-69.299	-25.396	Descartada (96.8%)
117	AGUAS VERDES	02942001-7	1560	-69.963	-25.400	Rellenada (29.8%)
118	TAL-TAL	02943001-2	9	-70.482	-25.405	Rellenada (24.7%)
119	SIERRA OVERA	02960001-5	1900	-69.888	-25.780	Descartada (95%)
120	LAS VEGAS	03210001-5	2250	-69.666	-26.678	Rellenada (17.6%)
121	CALDERA	03340001-2	15	-70.816	-27.069	Rellenada (41.1%)
122	PASTOS GRANDES	03441001-1	2260	-69.564	-27.114	Rellenada (1.5%)
123	COPIAPO	03450004-5	385	-70.331	-27.377	Rellenada (0.8%)
124	ELIBOR CAMPAMENTO	03431004-1	750	-70.195	-27.717	Completa
125	LOS LOROS	03430007-0	940	-70.112	-27.832	Rellenada (1%)
126	JORQUERA EN LA GUARDIA	03404002-8	2000	-69.755	-27.836	Rellenada (0.5%)
127	EL TOTORAL	03604001-7	150	-70.958	-27.902	Rellenada (25.2%)
128	LAUTARO EMBALSE	03430006-2	1110	-70.003	-27.978	Rellenada (0.2%)
129	CANTO DE AGUA	03701001-4	330	-70.781	-28.099	Rellenada (28.9%)
130	MANFLAS	03421004-7	1410	-69.975	-28.134	Rellenada (0.7%)
131	IGLESIA COLORADA	03414002-2	1550	-69.881	-28.157	Rellenada (30.2%)
132	TORIN EN EL POTRO	03412001-3	2800	-69.748	-28.277	Descartada (96.6%)
133	HUASCO	03826002-2	15	-71.221	-28.467	Rellenada (56.7%)
134	HUASCO BAJO	03826003-0	50	-71.193	-28.473	Rellenada (44.5%)
135	FREIRINA	03825004-3	100	-71.081	-28.507	Rellenada (32.2%)
136	LA COMPAÑIA (VALLENAR)	03823004-2	430	-70.808	-28.576	Rellenada (44%)
137	VALLENAR DGA	03823003-4	420	-70.740	-28.586	Rellenada (0.5%)
138	VALLENAR DMC	03823002-6	535	-70.757	-28.594	Descartada (86.7%)
139	SANTA JUANA	03820004-6	560	-70.663	-28.667	Rellenada (0.2%)
140	RIO HUASCO EN ALGODONES	03820001-1	750	-70.507	-28.731	Descartada (78.4%)
141	JUNTA DEL CARMEN	03804007-3	770	-70.482	-28.754	Rellenada (0%)
142	EL TRANSITO	03806002-3	1100	-70.282	-28.873	Rellenada (44%)
143	JUNTA VALERIANOS	03801002-6	1800	-70.060	-28.902	Descartada (97.1%)
144	SAN FELIX	03815004-9	1150	-70.461	-28.931	Rellenada (0.2%)
145	CONAY EN ALBARICOQUE	03802006-4	1600	-70.111	-28.952	Rellenada (62.5%)
146	DOMEIKO	03940001-4	780	-70.894	-28.954	Rellenada (48.1%)
147	CONAY	03802005-6	1450	-70.153	-28.975	Rellenada (0.5%)
148	EL PARRAL	03804005-7	1400	-70.199	-28.980	Rellenada (45.7%)
149	LOS TAMBOS	03802004-8	1400	-70.188	-28.982	Rellenada (57.5%)
150	EL CORRAL	03804006-5	1820	-70.378	-29.138	Rellenada (51.8%)
151	EL TRAPICHE	04120001-4	300	-71.118	-29.373	Rellenada (1%)
152	FUNDO SAN ANTONIO	04334001-8	260	-71.104	-29.837	Descartada (100%)
153	HUANTA	04306002-3	1240	-70.385	-29.848	Rellenada (32%)
154	LA SERENA (ESCUELA AGRICOLA)	04335002-1	15	-71.256	-29.906	Rellenada (0.2%)
155	MOLINO YACO	04331004-6	1550	-70.280	-29.952	Descartada (100%)

NID	NOMBRE	COD DGA	ALT	LON	LAT	OBS
156	JUNTAS	04302014-5	2150	-70.094	-29.977	Rellenada (35.4%)
157	RIVADAVIA	04308003-2	820	-70.562	-29.977	Rellenada (0%)
158	ALMENDRAL	04323007-7	370	-70.919	-29.982	Rellenada (0.5%)
159	PUCLARO EMBALSE	04321001-7	460	-70.856	-29.996	Descartada (100%)
160	PAN DE AZUCAR	04400002-4	100	-71.259	-30.002	Rellenada (63.5%)
161	VICUÑA (INIA)	04320003-8	730	-70.717	-30.057	Rellenada (0.2%)
162	MONTE GRANDE	04314003-5	1120	-70.494	-30.089	Rellenada (0.5%)
163	PISCO ELQUI DMC	04311003-9	1250	-70.493	-30.122	Rellenada (3.6%)
164	COCHIGUAZ	04313003-K	1560	-70.405	-30.141	Rellenada (32%)
165	LOS NICHOS	04311004-7	1330	-70.498	-30.147	Rellenada (3.3%)
166	LA ORTIGA	04311005-5	1560	-70.482	-30.194	Rellenada (0.5%)
167	LA LAGUNA EMBALSE	04301005-0	3160	-70.042	-30.203	Rellenada (0.3%)
168	HURTADO	04502005-3	1100	-70.696	-30.287	Rellenada (3.7%)
169	CERRILLOS POBRES	04410001-0	150	-71.388	-30.296	Descartada (100%)
170	LA CORTADERA	04502004-5	920	-70.770	-30.350	Descartada (100%)
171	LAS BREAS	04501004-K	1600	-70.613	-30.369	Descartada (100%)
172	PICHASCA	04503003-2	725	-70.868	-30.392	Rellenada (1%)
173	PABELLON	04501003-1	1920	-70.554	-30.411	Rellenada (0.3%)
174	SAMO ALTO	04503002-4	600	-70.939	-30.409	Rellenada (71%)
175	ESTANCIA CHACAY	04502003-7	1380	-70.711	-30.445	Descartada (100%)
176	BOCATOMA CANAL ALIMENTADOR	04506006-3	450	-71.067	-30.481	Descartada (100%)
177	RECOLETA EMBALSE	04506007-1	350	-71.100	-30.507	Rellenada (1%)
178	OVALLE (ESCUELA AGRICOLA)	04551004-2	340	-71.164	-30.553	Descartada (89.5%)
179	OVALLE DGA	04551005-0	220	-71.200	-30.601	Completa
180	LA TORRE	04552002-1	120	-71.374	-30.616	Rellenada (0.2%)
181	SOTAQUI	04540005-0	280	-71.119	-30.631	Rellenada (0.2%)
182	SALALA	04557001-0	100	-71.530	-30.678	Descartada (100%)
183	MONTE PATRIA	04524001-0	445	-70.961	-30.691	Rellenada (68.2%)
184	PALOMA EMBALSE	04540006-9	320	-71.036	-30.696	Rellenada (0%)
185	PUNTILLA SAN JUAN	04523004-K	430	-70.918	-30.703	Descartada (100%)
186	RAPEL	04522003-6	870	-70.775	-30.721	Rellenada (1%)
187	LOS MOLLES BOCATOMA	04520005-1	2600	-70.418	-30.744	Descartada (83.9%)
188	EL MAITEN	04515004-6	1350	-70.594	-30.806	Descartada (100%)
189	EL TOME	04537003-8	420	-70.971	-30.818	Rellenada (0.7%)
190	PUNITAQUI	04555001-K	280	-71.250	-30.828	Rellenada (2.6%)
191	PEDREGAL	04515005-4	880	-70.708	-30.854	Rellenada (68.2%)
192	CAREN	04513004-5	740	-70.771	-30.855	Rellenada (2.3%)
193	RAMADILLA	04515007-0	1250	-70.651	-30.893	Descartada (100%)
194	LA PLACILLA	04554003-0	600	-71.308	-30.888	Rellenada (33.3%)
195	PEÑA BLANCA	04610001-8	360	-71.550	-30.900	Rellenada (34.1%)
196	TULAHUEN	04513003-7	1020	-70.764	-30.967	Rellenada (2.7%)
197	COGOTI EMBALSE	04535001-0	740	-71.086	-31.008	Rellenada (0%)

NID	NOMBRE	COD DGA	ALT	LON	LAT	OBS
198	TASCADERO	04512002-3	1230	-70.666	-31.015	Rellenada (3.6%)
199	LAS RAMADAS	04511003-6	1380	-70.586	-31.018	Rellenada (0%)
200	COGOTI 18	04531003-5	840	-70.950	-31.084	Rellenada (1.3%)
201	COMBARBALA	04532006-5	870	-71.001	-31.174	Rellenada (0.5%)
202	LA CANELA DMC	04732001-1	290	-71.457	-31.399	Rellenada (0.1%)
203	LAS BURRAS	04721002-K	1150	-70.821	-31.533	Rellenada (32.8%)
204	SANTA VIRGINIA	04722001-7	980	-70.835	-31.550	Rellenada (68.5%)
205	HUINTIL	04723002-0	650	-70.982	-31.567	Rellenada (0.2%)
206	MINCHA NORTE	04730004-5	50	-71.445	-31.588	Rellenada (0.5%)
207	ILLAPEL DGA	04726003-5	290	-71.191	-31.645	Rellenada (0.2%)
208	SAN AGUSTIN	04713004-2	1050	-70.832	-31.729	Rellenada (0.7%)
209	LIMAHUIDA	04716005-7	300	-71.162	-31.745	Rellenada (0.3%)
210	MAL PASO	04715002-7	375	-71.100	-31.753	Rellenada (67.7%)
211	SALAMANCA	04711004-1	510	-70.967	-31.776	Rellenada (0.2%)
212	LA TRANQUILLA	04710001-1	1000	-70.671	-31.900	Rellenada (0.3%)
213	COIRON	04711003-3	840	-70.771	-31.902	Rellenada (0%)
214	LOS VILOS DMC	04820001-K	10	-71.509	-31.910	Rellenada (9.3%)
215	CUNCUMEN	04703003-K	1100	-70.613	-31.934	Rellenada (1.5%)
216	CAIMANES	04810003-1	450	-71.136	-31.932	Rellenada (38%)
217	ESTERO PUIPO EN EL ROMERO	04810001-5	0	-71.075	-31.948	Descartada (100%)
218	RIO CHOAPA EN CUNCUMEN	04703002-1	1200	-70.594	-31.967	Rellenada (73.2%)
219	EL NARANJO	04900004-9	720	-71.152	-32.031	Rellenada (70.1%)
220	INFIERNILLO	04901002-8	300	-71.307	-32.061	Rellenada (67.9%)
221	CULIMO EMBALSE	04900002-2	380	-71.223	-32.068	Rellenada (2.3%)
222	QUEBRADA SECA	04902005-8	140	-71.406	-32.069	Rellenada (68.7%)
223	PEDERNAL HACIENDA	05101005-1	1100	-70.800	-32.084	Rellenada (2.3%)
224	LOS CONDORES	04902002-3	190	-71.313	-32.109	Rellenada (1.6%)
225	QUILIMARI	04902003-1	25	-71.500	-32.118	Rellenada (5.5%)
226	QUELON	04900003-0	890	-71.163	-32.144	Rellenada (1%)
227	FRUTILLAR ALTO	05111002-1	780	-71.030	-32.157	Rellenada (2.6%)
228	QUEBRADA EL MANZANO	04902004-K	300	-71.372	-32.173	Rellenada (68.2%)
229	CHALACO	05101006-K	880	-70.783	-32.184	Rellenada (2.6%)
230	NACIMIENTO DEL SOBRANTE	05100003-K	3380	-70.483	-32.188	Descartada (99.7%)
231	CHINCOLCO	05100007-2	650	-70.839	-32.215	Descartada (100%)
232	HACIENDA EL RANCHO	05100004-8	2000	-70.604	-32.226	Descartada (100%)
233	EL SOBRANTE HACIENDA	05100006-4	810	-70.784	-32.226	Rellenada (1.5%)
234	EL TRAPICHE	05100005-6	1180	-70.710	-32.229	Rellenada (2.1%)
235	QUEBRADA EL MANZANO	05000001-K	380	-71.402	-32.220	Descartada (83%)
236	PALQUICO	05111001-3	450	-71.139	-32.253	Rellenada (1.8%)
237	HIERRO VIEJO	05110003-4	440	-71.000	-32.276	Rellenada (2.2%)
238	RIO PETORCA EN PEÑON O HIERRO VIEJO	05110002-6	450	-70.989	-32.279	Descartada (79.9%)
239	LA CHUPALLA	05200005-K	1300	-70.641	-32.301	Descartada (100%)

NID	NOMBRE	COD DGA	ALT	LON	LAT	OBS
240	EL SALVADOR	05111004-8	340	-71.079	-32.306	Rellenada (0.8%)
241	LAS COLMENAS	05120004-7	80	-71.243	-32.308	Rellenada (10.2%)
242	SANTA MARTA	05120005-5	100	-71.260	-32.318	Descartada (100%)
243	RIO ALICAHUE EN COLLIGUAY	05200001-7	780	-70.738	-32.330	Descartada (79.7%)
244	ALICAHUE	05200006-8	750	-70.753	-32.341	Rellenada (0.8%)
245	ARTIFICIO	05120003-9	250	-71.093	-32.391	Rellenada (1.3%)
246	LONGOTOMA	05120006-3	20	-71.375	-32.392	Rellenada (4.7%)
247	LA MOSTAZA	05200007-6	1200	-70.681	-32.419	Rellenada (2.7%)
248	LA VIÑA	05210002-K	370	-70.917	-32.426	Rellenada (2.3%)
249	CHACRILLA	05220006-7	290	-71.061	-32.427	Rellenada (8.9%)
250	VALLE HERMOSO	05221005-4	80	-71.207	-32.437	Rellenada (7.6%)
251	LOS CARDOS	05221006-2	60	-71.226	-32.445	Descartada (100%)
252	LAS PUERTAS	05211004-1	350	-70.932	-32.486	Rellenada (2.2%)
253	EL COBRE	05220008-3	425	-71.150	-32.483	Rellenada (61.7%)
254	RESGUARDO LOS PATOS	05414004-5	1220	-70.579	-32.499	Rellenada (3.5%)
255	RIO PUTAENDO EN RESGUARDO LOS PATOS	05414001-0	1218	-70.581	-32.502	Descartada (76.6%)
256	LAS PATAGUAS	05220007-5	350	-71.129	-32.533	Rellenada (3.2%)
257	EL TARTARO	05414005-3	950	-70.700	-32.567	Rellenada (36.9%)
258	MINA CERRO NEGRO	05211003-3	650	-70.869	-32.586	Rellenada (3.9%)
259	LAGUNA DE ZAPALLAR	05310001-5	50	-71.432	-32.592	Rellenada (31%)
260	EL COBRE	05424005-8	280	-71.196	-32.653	Rellenada (73.4%)
261	JAHUEL	05415004-0	1020	-70.600	-32.684	Rellenada (36.7%)
262	CATEMU	05421005-1	440	-70.934	-32.734	Rellenada (2.6%)
263	SAN FELIPE	05410008-6	640	-70.725	-32.747	Rellenada (2.5%)
264	RIO ACONCAGUA EN SAN FELIPE	05410005-1	650	-70.737	-32.757	Rellenada (66.8%)
265	ESTERO QUINTERO EN VALLE ALEGRE	05320001-K	40	-71.416	-32.794	Descartada (97.4%)
266	LO ROJAS	05425003-7	190	-71.265	-32.812	Rellenada (1.5%)
267	LOS ANDES	05410007-8	820	-70.600	-32.834	Rellenada (3.7%)
268	RIO ACONCAGUA EN ROMERAL	05423003-6	365	-71.026	-32.840	Descartada (75.2%)
269	RIO ACONCAGUA EN CHACABUQUITO	05410002-7	950	-70.509	-32.850	Rellenada (64.5%)
270	ESTERO RABUCO	05423013-3	300	-71.117	-32.851	Rellenada (9.9%)
271	VILCUYA	05410006-K	1100	-70.472	-32.860	Rellenada (1%)
272	QUILLOTA	05426004-0	130	-71.209	-32.896	Rellenada (4%)
273	RIECILLOS	05403006-1	1290	-70.355	-32.923	Rellenada (4.9%)
274	LAS CHILCAS	05422002-2	850	-70.818	-32.932	Rellenada (37.5%)
275	RINCON DE LOS VALLES	05733006-6	955	-70.754	-32.948	Rellenada (2.3%)
276	FUNDO LAS BATEAS	05733010-4	810	-70.806	-32.947	Rellenada (22.6%)
277	LOS AROMOS	05427007-0	100	-71.345	-32.958	Rellenada (0.8%)
278	CALEU	05733007-4	1120	-70.993	-33.005	Rellenada (1.4%)
279	RUNGUE EMBALSE	05733008-2	700	-70.908	-33.019	Rellenada (3.7%)
280	QUEBRADA ALVARADO	05427008-9	290	-71.100	-33.051	Rellenada (38%)
281	RODELILLO	05510001-2	110	-71.583	-33.050	Rellenada (7.8%)

NID	NOMBRE	COD DGA	ALT	LON	LAT	OBS
282	HUECHUN ANDINA	05732002-8	590	-70.769	-33.076	Rellenada (53.4%)
283	HUECHUN EMBALSE	05732001-K	556	-70.802	-33.086	Rellenada (29.9%)
284	TIL-TIL	05733009-0	580	-70.928	-33.087	Descartada (100%)
285	LLIU-LLIU EMBALSE	05427006-2	260	-71.214	-33.099	Rellenada (0.3%)
286	CERRO NEGRO	05402012-0	3450	-70.258	-33.132	Descartada (94.7%)
287	LAGO PEÑUELAS	05510002-0	360	-71.555	-33.145	Rellenada (1%)
288	LAS PIEDRAS	05500001-8	225	-71.343	-33.154	Rellenada (52.1%)
289	COLLIGUAY	05741002-7	490	-71.147	-33.169	Rellenada (3.2%)
290	TAPIHUE	05520002-5	310	-71.291	-33.290	Rellenada (35.2%)
291	LA DEHESA	05723001-0	920	-70.529	-33.329	Rellenada (57.1%)
292	ESTERO YERBA LOCA ANTES JUNTA SAN FRANCISCO	05721001-K	1350	-70.364	-33.341	Descartada (95.3%)
293	LA ERMITA CENTRAL EN BOCATOMA	05720003-0	1350	-70.364	-33.341	Rellenada (33.1%)
294	CASABLANCA	05520001-7	290	-71.413	-33.328	Rellenada (23.4%)
295	RIO MAPOCHO EN LOS ALMENDROS	05722002-3	966	-70.451	-33.370	Rellenada (69.5%)
296	RIO MOLINA ANTES JUNTA SAN FRANCISCO	05720001-4	1158	-70.396	-33.373	Descartada (96.6%)
297	CERRO CALAN	05730012-4	848	-70.537	-33.395	Rellenada (2.3%)
298	QUEBRADA RAMON	05730014-0	730	-70.534	-33.433	Rellenada (20.9%)
299	QUEBRADA RAMON EN RECINTO EMOS	05730008-6	845	-70.514	-33.433	Descartada (92.6%)
300	LOS PANGUILES	05744002-3	190	-71.026	-33.439	Rellenada (6.2%)
301	TERRAZA OFICINAS CENTRALES DGA	05730016-7	560	-70.644	-33.449	Rellenada (1.7%)
302	LAGUNILLAS	05530003-8	200	-71.451	-33.439	Rellenada (26%)
303	IBACACHE ALTO	05744003-1	169	-71.281	-33.480	Rellenada (29.2%)
304	ANTUPIREN	05730013-2	904	-70.516	-33.496	Rellenada (3%)
305	CAMPUS SAN JOAQUIN U.C.	05730015-9	570	-70.614	-33.498	Descartada (86.4%)
306	RIO MAPOCHO RINCONADA DE MAIPU	05737002-5	440	-70.817	-33.496	Rellenada (73.8%)
307	QUEBRADA MACUL	05730039-6	950	-70.517	-33.505	Descartada (92.4%)
308	MAITENES BOCATOMA	05707003-K	1143	-70.262	-33.531	Rellenada (41.7%)
309	FUNDO MARRUECOS	05737008-4	430	-70.817	-33.550	Rellenada (35.6%)
310	MALLARAUCO	05745001-0	176	-71.106	-33.570	Rellenada (42.2%)
311	LA OBRA RECINTO EMOS	05710007-9	796	-70.485	-33.591	Rellenada (51.2%)
312	RIO MAIPO EN EL MANZANO	05710001-K	850	-70.379	-33.594	Descartada (100%)
313	SAN ANTONIO (PTA. PANUL)	05530002-K	80	-71.625	-33.575	Rellenada (2%)
314	PEÑAFLORES	05737006-8	370	-70.900	-33.610	Descartada (97.9%)
315	SAN JOSE DE MAIPO RETEN	05704006-8	943	-70.353	-33.636	Rellenada (1.3%)
316	CERRILLOS DE LEYDA	05748003-3	182	-71.511	-33.634	Rellenada (0.1%)
317	EL YESO EMBALSE	05703008-9	2475	-70.089	-33.677	Rellenada (0%)
318	TALAGANTE	05737007-6	325	-70.933	-33.667	Descartada (100%)
319	ESTERO PUANGUE EN RUTA 78	05746001-6	93	-71.337	-33.661	Rellenada (33.9%)
320	PIRQUE	05711003-1	659	-70.587	-33.674	Rellenada (1.1%)
321	MELIPILLA	05740005-6	168	-71.200	-33.680	Rellenada (1%)
322	EL VERGEL	05717008-5	340	-70.924	-33.696	Rellenada (29.9%)
323	SAN ALFONSO	05704005-K	1040	-70.334	-33.707	Descartada (100%)

NID	NOMBRE	COD DGA	ALT	LON	LAT	OBS
324	RIO MAIPO EN SAN ALFONSO	05704002-5	1092	-70.301	-33.735	Descartada (99.4%)
325	CARMEN DE LAS ROSAS	05740004-8	165	-71.151	-33.760	Rellenada (3.7%)
326	SAN GABRIEL	05704004-1	1266	-70.239	-33.783	Rellenada (1.4%)
327	ANGOSTURA EN VALDIVIA DE PAINE	05716004-7	350	-70.878	-33.804	Rellenada (30.7%)
328	QUELTEHUES	05701008-8	1450	-70.217	-33.816	Descartada (97.9%)
329	FUNDO LAS DOS PUERTAS	05800002-7	24	-71.663	-33.862	Rellenada (36.2%)
330	LAGUNA ACULEO	05716005-5	360	-70.878	-33.886	Rellenada (40.9%)
331	LAS MELOSAS	05701005-3	1527	-70.198	-33.899	Rellenada (29%)
332	LOS GUINDOS	05747001-1	125	-71.241	-33.891	Rellenada (32.8%)
333	RAPEL	06056003-K	16	-71.734	-33.946	Rellenada (0.3%)
334	VILLA ALHUE	06040001-6	197	-71.094	-34.035	Rellenada (2.4%)
335	GRANEROS	06011003-4	500	-70.708	-34.056	Rellenada (39%)
336	BARRERA LONCHA	06042004-1	144	-71.189	-34.083	Rellenada (21.1%)
337	LONCHA	06042003-3	210	-71.100	-34.117	Descartada (78.1%)
338	LITUECHE	06055003-4	250	-71.726	-34.121	Completa
339	RANCAGUA	06010014-4	510	-70.728	-34.171	Descartada (100%)
340	RANCAGUA (CACHAPOAL - DCP)	06010015-2	515	-70.751	-34.191	Rellenada (0.7%)
341	COCALAN	06044001-8	120	-71.276	-34.203	Rellenada (0.3%)
342	CANAL SAUZAL EN PUENTE TERMAS	06008009-7	750	-70.551	-34.240	Descartada (84.5%)
343	RIO PANGAL EN PANGAL	06006001-0	1500	-70.328	-34.247	Rellenada (73%)
344	SAUZAL	06010016-0	700	-70.615	-34.258	Rellenada (47.9%)
345	RIO CACHAPOAL EN PUENTE ARQUEADO (CA)	06019003-8	115	-71.372	-34.273	Descartada (77.8%)
346	COLTAUCO	06012003-K	253	-71.080	-34.288	Rellenada (0%)
347	PICHIDEGUA	06019005-4	110	-71.406	-34.287	Rellenada (0.7%)
348	RIO CACHAPOAL 5 KM. AGUAS ABAJO JUNTA CORTADERAL	06003001-4	1127	-70.376	-34.346	Rellenada (72%)
349	PICHILEMU	06120001-0	5	-72.004	-34.384	Rellenada (4.6%)
350	RENGO	06015003-6	310	-70.867	-34.422	Rellenada (3.1%)
351	POPETA	06013005-1	480	-70.779	-34.437	Rellenada (1.3%)
352	VIÑA VIEJA	06018009-1	220	-71.051	-34.452	Rellenada (23.2%)
353	CENTRAL LAS NIEVES	06013006-K	700	-70.709	-34.492	Rellenada (16.6%)
354	MILLAHUE	06018010-5	200	-71.212	-34.526	Rellenada (1.8%)
355	NILAHUE BARAHONA	06132002-4	90	-71.765	-34.574	Rellenada (2.3%)
356	SAN FERNANDO	06016004-K	350	-70.969	-34.598	Rellenada (0.2%)
357	PANIAHUE	06034004-8	170	-71.350	-34.617	Rellenada (71.1%)
358	RIO TINGUIRIRICA BAJO LOS BRIONES	06028001-0	560	-70.827	-34.719	Rellenada (64.3%)
359	LA RUFINA	06027003-1	743	-70.752	-34.743	Rellenada (0.2%)
360	CONVENTO VIEJO	06034003-K	239	-71.133	-34.769	Rellenada (0.5%)
361	LA CANDELARIA	06036001-4	213	-71.414	-34.781	Rellenada (0.5%)
362	EL MEMBRILLO	06130001-5	110	-71.629	-34.806	Rellenada (7.6%)
363	RANGUILI	06130002-3	120	-71.749	-34.866	Rellenada (7.2%)
364	SANTA SUSANA	07106007-1	410	-71.035	-34.911	Rellenada (18.2%)
365	EL MANZANO	07104005-4	574	-70.918	-34.963	Rellenada (0.5%)

NID	NOMBRE	COD DGA	ALT	LON	LAT	OBS
366	LA PALMA	06130003-1	120	-71.586	-34.951	Rellenada (9.1%)
367	CURICO	07118003-4	195	-71.236	-34.981	Rellenada (0.7%)
368	RIO TENO DESPUES DE JUNTA CON CLARO	07104002-K	647	-70.821	-34.996	Rellenada (65.3%)
369	LOS QUEÑES	07103003-2	663	-70.812	-35.001	Completa
370	RIO MATAQUITO EN LICANTEN	07123001-5	20	-72.010	-34.984	Rellenada (70.8%)
371	LONTUE	07119007-2	199	-71.291	-35.042	Rellenada (0.3%)
372	VILLA PRAT	07121003-0	90	-71.614	-35.097	Rellenada (42.2%)
373	MONTE OSCURO	07116004-1	632	-70.975	-35.124	Rellenada (48.1%)
374	POTRERO GRANDE	07116005-K	445	-71.098	-35.183	Rellenada (0%)
375	PUTU	07210001-8	36	-72.283	-35.218	Rellenada (42.1%)
376	EL GUINDO	07373003-1	250	-71.324	-35.258	Rellenada (0%)
377	GUALLECO	07200001-3	100	-71.980	-35.244	Completa
378	RIO PALOS EN JUNTA CON COLORADO	07115001-1	600	-71.016	-35.274	Rellenada (71%)
379	AGUA FRIA	07371002-2	560	-71.098	-35.313	Rellenada (42.2%)
380	SAN RAFAEL	07373004-K	152	-71.523	-35.306	Rellenada (41.9%)
381	CONSTITUCION	07384002-3	10	-72.409	-35.324	Rellenada (44.2%)
382	PENCAHUE	07381003-5	55	-71.833	-35.373	Rellenada (12%)
383	FUNDO EL PERAL	07381002-7	110	-71.783	-35.401	Descartada (77.1%)
384	FUNDO EL RADAL	07370001-9	685	-71.043	-35.419	Rellenada (42.4%)
385	RIO MAULE EN FOREL	07383001-K	30	-72.208	-35.407	Rellenada (70.6%)
386	TALCA	07378004-7	110	-71.661	-35.419	Descartada (87.5%)
387	TALCA U.C.	07378002-0	130	-71.620	-35.436	Rellenada (9.8%)
388	RIO CLARO EN RAUQUEN	07379002-6	64	-71.733	-35.453	Rellenada (62.8%)
389	LAS LOMAS	07374006-1	300	-71.213	-35.473	Descartada (100%)
390	HUAPI	07374005-3	250	-71.293	-35.486	Rellenada (0.7%)
391	EL DURAZNO	07376002-K	275	-71.318	-35.493	Rellenada (42.3%)
392	NIRIVILO	07341002-9	200	-72.091	-35.539	Rellenada (0.3%)
393	VILCHES ALTO	07374004-5	1058	-71.087	-35.593	Rellenada (42.3%)
394	SAN JAVIER	07359005-1	135	-71.657	-35.595	Rellenada (1.3%)
395	COLBUN (MAULE SUR)	07358008-0	280	-71.402	-35.624	Rellenada (0%)
396	RIO LONCOMILLA EN LAS BRISAS	07359001-9	68	-71.768	-35.617	Rellenada (70.5%)
397	COLORADO	07378003-9	420	-71.261	-35.638	Rellenada (0%)
398	HUERTA DEL MAULE	07342002-4	218	-71.946	-35.661	Rellenada (41.9%)
399	ARMERILLO	07320002-4	492	-71.077	-35.701	Rellenada (0%)
400	RIO MAULE EN ARMERILLO	07321002-K	470	-71.114	-35.706	Rellenada (72.3%)
401	MAULE BAJO	07321001-1	430	-71.319	-35.706	Descartada (99.4%)
402	LA ESTRELLA	07340002-3	200	-72.187	-35.783	Rellenada (42.4%)
403	MELOZAL	07357003-4	96	-71.766	-35.786	Rellenada (0%)
404	LINARES	07358007-2	157	-71.595	-35.838	Rellenada (0.5%)
405	RIO MELADO EN LA LANCHA DGA	07317001-K	650	-71.067	-35.850	Rellenada (25.6%)
406	SANTA BARBARA (LINARES)	07358006-4	150	-71.623	-35.840	Descartada (89.3%)
407	HORNILLO	07355006-8	810	-71.117	-35.867	Rellenada (0.2%)

NID	NOMBRE	COD DGA	ALT	LON	LAT	OBS
408	RIO MELADO EN EL SALTO	07317005-2	730	-71.019	-35.884	Descartada (79.4%)
409	TUTUVEN EMBALSE	07337002-7	179	-72.374	-35.897	Rellenada (0.5%)
410	RIO ANCOA EN EL MORRO	07355002-5	402	-71.298	-35.909	Rellenada (64.6%)
411	ANCOA EMBALSE	07355007-6	421	-71.296	-35.911	Rellenada (0%)
412	LIGUAY	07352003-7	104	-71.684	-35.948	Rellenada (0.2%)
413	LOS HUINGANES EN CURIPEUMO	07340003-1	126	-71.912	-35.984	Rellenada (51.2%)
414	QUELLA	07335004-2	130	-72.089	-36.057	Rellenada (0.3%)
415	JUAN AMIGO	07353001-6	460	-71.391	-36.076	Rellenada (42.2%)
416	EL ALAMO	07336003-K	180	-72.421	-36.113	Rellenada (47.9%)
417	LA SEXTA DE LONGAVI	07352002-9	229	-71.616	-36.113	Rellenada (42.4%)
418	PARRAL	07345001-2	175	-71.828	-36.188	Rellenada (0%)
419	RIO LONGAVI EN LA QUIRIQUINA	07350001-K	449	-71.457	-36.230	Rellenada (71.5%)
420	MANGARRAL	08142001-7	150	-72.367	-36.234	Rellenada (40.8%)
421	DIGUA EMBALSE	07331002-4	390	-71.548	-36.256	Rellenada (1.5%)
422	GUAYQUIVILO	07314002-1	1200	-70.918	-36.293	Descartada (100%)
423	BULLILEO EMBALSE	07350006-0	600	-71.414	-36.285	Rellenada (0%)
424	EMBALSE BULLILEO (Lago)	07350007-9	700	-71.408	-36.297	Descartada (100%)
425	MILLAUQUEN	08118003-2	146	-72.040	-36.318	Rellenada (41.6%)
426	SAN MANUEL EN PERQUILAUQUEN	07332003-8	270	-71.649	-36.358	Rellenada (1%)
427	RIO PERQUILAUQUEN EN SAN MANUEL	07330001-0	266	-71.623	-36.376	Descartada (97.2%)
428	SAN AGUSTIN DE PUÑUAL	08118004-0	35	-72.585	-36.418	Rellenada (44%)
429	RIO ITATA EN COELEMU	08141001-1	10	-72.751	-36.468	Descartada (97.4%)
430	COELEMU	08141002-K	30	-72.700	-36.484	Rellenada (0.1%)
431	DICHATO	08210002-4	5	-72.932	-36.544	Rellenada (7.8%)
432	SAN FABIAN	08106003-7	460	-71.548	-36.560	Rellenada (2.5%)
433	RIO ÑUBLE EN SAN FABIAN N 2	08106002-9	450	-71.524	-36.583	Descartada (75.2%)
434	CANAL DE LA LUZ EN CHILLAN	08117009-6	128	-72.100	-36.597	Descartada (94.5%)
435	RAFAEL	08140001-6	210	-72.624	-36.618	Rellenada (46%)
436	CHILLAN SENDOS	08117003-7	125	-72.100	-36.615	Descartada (87.5%)
437	ESTERO BELLAVISTA EN TOM•	08210003-2	20	-72.946	-36.636	Descartada (97.2%)
438	CHILLAN VIEJO	08117002-9	106	-72.127	-36.632	Rellenada (0%)
439	CARACOL	08105004-K	620	-71.390	-36.649	Rellenada (26.8%)
440	COIHUECO EMBALSE	08113001-9	314	-71.799	-36.641	Rellenada (0%)
441	NUEVA ALDEA	08135003-5	25	-72.454	-36.651	Rellenada (0.2%)
442	LA PUNILLA	08105003-1	840	-71.328	-36.658	Descartada (76.6%)
443	CAMAN	08105005-8	660	-71.298	-36.674	Rellenada (43.8%)
444	CANCHA LOS LITRES	08135004-3	173	-72.579	-36.708	Rellenada (47.8%)
445	LAS PATAGUAS	08220005-3	260	-72.885	-36.752	Rellenada (50.4%)
446	CHILLANCITO	08133003-4	40	-72.424	-36.762	Rellenada (0.6%)
447	RIO CHILLAN EN ESPERANZA N 2	08117006-1	575	-71.658	-36.797	Descartada (95.1%)
448	CERRO VERDE	08394006-9	10	-73.072	-36.816	Descartada (82.2%)
449	CONCEPCION EDIF. MOP	08410002-1	30	-73.033	-36.817	Descartada (81.7%)

NID	NOMBRE	COD DGA	ALT	LON	LAT	OBS
450	ESTERO NONGUEN FRENTE U. DEL BIO BIO	08220008-8	20	-73.013	-36.817	Descartada (95.9%)
451	ANDALIEN	08220006-1	40	-72.926	-36.827	Rellenada (69.5%)
452	MAYULERMO	08124005-1	385	-71.876	-36.817	Rellenada (41.7%)
453	RIO BIOBIO EN DESEMBOCADURA	08394001-8	5	-73.086	-36.837	Descartada (77.9%)
454	CONCEPCION DGA.	08410001-3	15	-73.108	-36.839	Rellenada (53.1%)
455	DIGUILLIN	08130006-2	670	-71.643	-36.869	Rellenada (0%)
456	FUNDO BELLA ROSA	08131002-5	210	-72.067	-36.867	Descartada (100%)
457	LAS TRANCAS	08130004-6	1200	-71.509	-36.911	Rellenada (2.2%)
458	FUNDO ATACALCO	08130003-8	730	-71.583	-36.915	Rellenada (0%)
459	RIO DIGUILLIN EN SAN LORENZO (ATACALCO)	08130002-K	707	-71.576	-36.924	Descartada (95.5%)
460	SAN LORENZO	08130007-0	710	-71.578	-36.928	Rellenada (2%)
461	GENERAL CRUZ	08124003-5	120	-72.353	-36.932	Descartada (100%)
462	ESTERO HUALQUI EN DESEMBOCADURA	08393002-0	25	-72.941	-36.983	Descartada (99.4%)
463	PEMUCO	08132002-0	200	-72.101	-36.976	Rellenada (0.6%)
464	CHOLGUAN	08123004-8	225	-72.067	-37.151	Rellenada (1.4%)
465	LAS CRUCES	08124004-3	650	-71.806	-37.170	Rellenada (44.8%)
466	RIO LAJA AG.ARR. DEL SALTO (REC.R.LAJA)	08381003-3	140	-72.326	-37.208	Descartada (98.1%)
467	CARANPANGUE	08520000-3	5	-73.248	-37.266	Rellenada (69.5%)
468	LAJA	08367001-0	100	-72.720	-37.261	Rellenada (3.7%)
469	TRUPAN	08122002-6	480	-71.819	-37.274	Rellenada (0.6%)
470	RIO LAJA EN TUCAPEL	08380001-1	285	-71.985	-37.277	Descartada (76.1%)
471	TUCAPEL	08122003-4	330	-71.950	-37.284	Rellenada (0.6%)
472	LAS ACHIRAS	08364001-4	125	-72.382	-37.350	Rellenada (0.8%)
473	ESTERO QUILQUE EN LOS ANGELES	08366002-3	140	-72.329	-37.370	Descartada (93.9%)
474	CURANILAHUE	08700001-K	160	-73.344	-37.481	Rellenada (59.1%)
475	ESTERO PLEGARIAS ANTES DE JTA RIO CURANILAHUE	08700003-6	147	-73.341	-37.484	Descartada (96.4%)
476	LOS ANGELES	08334002-9	90	-72.517	-37.501	Rellenada (1.8%)
477	DUQUECO	08324001-6	120	-72.332	-37.534	Rellenada (61.1%)
478	RIO BIOBIO EN COIHUE	08334001-0	60	-72.590	-37.550	Descartada (97.7%)
479	RIO DUQUECO EN CERRILLOS	08323001-0	118	-72.200	-37.550	Descartada (96.2%)
480	SAN LORENZO EN BIO-BIO	08320001-4	930	-71.499	-37.573	Rellenada (45.3%)
481	SAN JOSE DE MUNILQUE	08333002-3	120	-72.321	-37.586	Descartada (81.2%)
482	SAN CARLOS DE PUREN	08319002-7	150	-72.277	-37.595	Rellenada (20.8%)
483	RIO BIOBIO EN LONGITUDINAL	08319001-9	130	-72.278	-37.602	Descartada (98.7%)
484	QUILLAILEO	08316001-2	500	-71.671	-37.631	Rellenada (44.2%)
485	QUILACO	08318002-1	225	-71.996	-37.677	Rellenada (0%)
486	RIO BIOBIO EN RUCALHUE	08317001-1	245	-71.905	-37.708	Descartada (76.4%)
487	MULCHEN	08332002-8	130	-72.250	-37.717	Rellenada (0.7%)
488	ANGOL (LA MONA)	08358002-K	101	-72.637	-37.779	Rellenada (14.9%)
489	CAÑETE	08821005-0	50	-73.391	-37.798	Rellenada (5.9%)
490	CERRO EL PADRE	08317003-4	400	-71.861	-37.780	Completa
491	RIO LEIVA EN PUENTE CAMINO A CONTULMO	08821006-9	48	-73.390	-37.810	Descartada (96.5%)

NID	NOMBRE	COD DGA	ALT	LON	LAT	OBS
492	PARQUE NAHUELBUTA	08358005-4	1140	-72.960	-37.821	Rellenada (74.9%)
493	EL VERGEL (ANGOL)	08358003-8	75	-72.650	-37.817	Rellenada (53.6%)
494	PILGUEN	08330002-7	300	-72.214	-37.851	Rellenada (45%)
495	POCO A POCO	08358004-6	620	-71.988	-37.873	Rellenada (42.7%)
496	EMBALSE PANGUE	08313002-4	450	-71.614	-37.908	Descartada (89%)
497	COLLIPULLI	08351003-K	240	-72.426	-37.958	Rellenada (3.8%)
498	RIO MALLECO EN COLLIPULLI	08351001-3	160	-72.436	-37.965	Descartada (97.6%)
499	TRANAMAN	09101003-8	100	-73.000	-38.000	Rellenada (29.9%)
500	CONTULMO	08822008-0	25	-73.229	-38.011	Rellenada (33.8%)
501	EL MORRO	08341003-5	300	-71.997	-37.997	Descartada (100%)
502	ERCILLA (VIDA NUEVA)	08353001-4	250	-72.466	-38.046	Rellenada (60.9%)
503	EMBALSE RALCO	08312002-9	710	-71.467	-38.049	Descartada (97.9%)
504	ENCIMAR MALLECO	08343002-8	520	-72.117	-38.101	Rellenada (31.1%)
505	LUMACO	09102003-3	70	-72.900	-38.150	Rellenada (0.2%)
506	RIO BIO-BIO EN LLANQUEN	08307002-1	750	-71.299	-38.201	Descartada (85.7%)
507	LAGUNA MALLECO	08350002-6	890	-71.814	-38.217	Rellenada (3.6%)
508	TIRUA	08930000-2	5	-73.485	-38.248	Rellenada (69.6%)
509	LAS MERCEDES (VICTORIA)	09104003-4	350	-72.333	-38.234	Rellenada (22.4%)
510	TOLHUACA	09122003-2	1350	-71.720	-38.236	Descartada (100%)
511	TRAIQUEN	09105002-1	234	-72.654	-38.256	Rellenada (0.3%)
512	GALVARINO	09113003-3	40	-72.777	-38.413	Rellenada (0.5%)
513	PERQUENCO	09112000-3	290	-72.378	-38.421	Rellenada (72.9%)
514	RARI-RUCA	09123002-K	440	-72.011	-38.425	Rellenada (42.5%)
515	RIO CAUTIN EN RARI-RUCA	09123001-1	425	-72.011	-38.430	Descartada (85.7%)
516	LONQUIMAY	08304004-1	920	-71.374	-38.448	Rellenada (28.2%)
517	CURACAUTIN	09122001-6	535	-71.896	-38.448	Rellenada (0.2%)
518	MANZANAR	09120002-3	790	-71.699	-38.463	Rellenada (69.6%)
519	QUILLEN	09111002-4	250	-72.421	-38.468	Rellenada (0.5%)
520	MALALCAHUELLO	09120003-1	950	-71.575	-38.470	Rellenada (32%)
521	LA CABAÑA	09114001-2	625	-73.241	-38.494	Rellenada (31.2%)
522	LAUTARO	09124001-7	200	-72.452	-38.519	Rellenada (2.1%)
523	RIO CHOLCHOL EN CHOLCHOL	09116001-3	20	-72.848	-38.608	Descartada (85.4%)
524	CHOLCHOL	09116002-1	20	-72.848	-38.607	Rellenada (30.6%)
525	LIUCURA	08301001-0	1030	-71.092	-38.652	Rellenada (29.7%)
526	VILCUN	09131002-3	290	-72.234	-38.667	Rellenada (0.2%)
527	RIO CAUTIN EN CAJON	09129002-2	130	-72.503	-38.687	Descartada (77.8%)
528	CHERQUENCO	09130001-K	500	-72.000	-38.684	Rellenada (27.6%)
529	CARAHUE	09151001-4	77	-73.148	-38.713	Rellenada (53.9%)
530	PUEBLO NUEVO (TEMUCO)	09129005-7	119	-72.556	-38.713	Rellenada (2.3%)
531	CERRO ÑIELOL	09129004-9	175	-72.593	-38.728	Rellenada (68.7%)
532	TEMUCO CENTRO	09129006-5	122	-72.590	-38.743	Descartada (96.7%)
533	ALMAGRO	09140002-2	20	-72.951	-38.778	Rellenada (72.9%)

NID	NOMBRE	COD DGA	ALT	LON	LAT	OBS
534	RIO CAUTIN EN ALMAGRO	09140001-4	20	-72.947	-38.780	Descartada (84%)
535	PUERTO SAAVEDRA	09153001-5	5	-73.394	-38.789	Rellenada (2.8%)
536	TRICAUCO	09401001-2	520	-71.550	-38.851	Rellenada (32.1%)
537	RIO ALLIPEN EN MELIPEUCO	09402001-8	450	-71.734	-38.865	Descartada (100%)
538	CUNCO	09403001-3	380	-72.013	-38.927	Rellenada (3.2%)
539	FREIRE	09135002-5	100	-72.621	-38.955	Descartada (100%)
540	FREIRE SENDOS	09135003-3	100	-72.608	-38.959	Rellenada (8.3%)
541	FREIRE CAMPAMENTO FISCAL	09135004-1	100	-72.626	-38.967	Descartada (90.6%)
542	LOS LAURELES	09404002-7	260	-72.201	-38.959	Rellenada (0.8%)
543	RIO TOLTEN EN TEODORO SCHMIDT	09437002-7	15	-73.083	-39.014	Descartada (90.6%)
544	QUECHEREGUA	09404003-5	360	-72.067	-39.001	Rellenada (2.5%)
545	TEODORO SCHMITD	09438001-4	13	-73.078	-39.028	Rellenada (33.3%)
546	QUITRATUE	09433003-3	90	-72.650	-39.151	Rellenada (0.2%)
547	LAGO TINQUILCO	09416002-2	850	-71.723	-39.167	Rellenada (55.7%)
548	TOLTEN	09439001-K	5	-73.200	-39.201	Rellenada (51.3%)
549	VILLARRICA	09420003-2	210	-72.292	-39.215	Rellenada (0.6%)
550	OJOS DEL CABURGUA	09417002-8	300	-71.836	-39.237	Rellenada (72.1%)
551	PUCON	09420002-4	230	-71.950	-39.275	Rellenada (17.4%)
552	LA CASCADA	09421001-1	250	-71.933	-39.301	Descartada (100%)
553	LLAFENCO	09414002-1	360	-71.808	-39.331	Rellenada (0.5%)
554	CURARREHUE	09412002-0	420	-71.574	-39.358	Rellenada (0.6%)
555	LONCOCHE	10130001-3	120	-72.642	-39.370	Rellenada (46.8%)
556	LICAN-RAY	10106003-9	275	-72.165	-39.468	Rellenada (55%)
557	CHANLELFU	09420004-0	345	-72.234	-39.488	Rellenada (28.9%)
558	PUESCO (ADUANA)	09412003-9	620	-71.548	-39.519	Rellenada (30.1%)
559	SAN JOSE MARIQUINA	10134002-3	30	-72.899	-39.552	Rellenada (62.7%)
560	LAGO CALAFQUEN	10106002-0	385	-72.152	-39.547	Rellenada (27.3%)
561	COÑARIPE	10106001-2	215	-72.005	-39.574	Rellenada (56.9%)
562	HUICHACO	10137002-K	95	-72.742	-39.708	Rellenada (49.6%)
563	LIQUIÑE	10102002-9	230	-71.851	-39.727	Rellenada (45.9%)
564	LAGO RIÑIHUE	10111002-8	120	-72.458	-39.773	Rellenada (20.6%)
565	VALDIVIA (U. AUSTRAL)	10123006-6	10	-73.252	-39.810	Descartada (78.4%)
566	VALDIVIA	10123005-8	10	-73.243	-39.816	Descartada (100%)
567	LAGO NELTUME	10103001-6	260	-71.987	-39.819	Descartada (76.8%)
568	LLANCAHUE	10123004-K	70	-73.179	-39.856	Rellenada (0.1%)
569	PIRIHUEICO EN PTO. FUY	10100005-2	600	-71.889	-39.872	Rellenada (67.1%)
570	RIO FUI EN DESAGUE LAGO PIRIHUEICO	10100002-8	600	-71.890	-39.875	Descartada (85.5%)
571	PIRIHUEICO EN PIRIHUEICO	10100004-4	600	-71.722	-40.023	Rellenada (62.1%)
572	EL LLOLLY	10312001-2	225	-72.617	-40.067	Rellenada (49.5%)
573	CATAMUTUN	10141001-3	150	-73.169	-40.166	Rellenada (58.8%)
574	VENECIA	10372001-K	900	-73.431	-40.193	Rellenada (59.6%)
575	LAGO MAIHUE	10304002-7	100	-72.149	-40.217	Rellenada (0.8%)

NID	NOMBRE	COD DGA	ALT	LON	LAT	OBS
576	TRINIDAD	10371001-4	40	-73.433	-40.314	Rellenada (58.7%)
577	LAGO RANCO	10307001-5	100	-72.469	-40.317	Rellenada (1.1%)
578	RAHUE ALTO	10363003-7	45	-73.162	-40.566	Descartada (89.3%)
579	BAHIA MANSA	10401002-4	130	-73.716	-40.576	Descartada (85.9%)
580	OSORNO	10363004-5	30	-73.121	-40.572	Descartada (89.3%)
581	ADOLFO MATTHEI	10360002-2	55	-73.107	-40.588	Rellenada (12.6%)
582	ANTICURA	10322002-5	350	-72.184	-40.655	Descartada (75.9%)
583	RIO NEGRO EN CHAHUILCO	10356001-2	45	-73.228	-40.714	Descartada (83.1%)
584	FUTACUHUIN	10323002-0	195	-72.440	-40.723	Rellenada (50.7%)
585	RUPANCO	10340002-3	170	-72.684	-40.773	Rellenada (46.1%)
586	RIO NEGRO	10354001-5	50	-73.214	-40.783	Descartada (85.9%)
587	RIO RAHUE EN DESAGUE LAGO RUPANCO	10340001-5	130	-72.689	-40.789	Descartada (97.3%)
588	PURRANQUE	10355001-7	145	-73.137	-40.937	Rellenada (63.6%)
589	FRUTILLAR	10410004-K	142	-73.061	-41.127	Rellenada (46.1%)
590	FRESIA	10350001-K	148	-73.411	-41.153	Rellenada (45.6%)
591	LA ENSENADA	10410005-8	62	-72.571	-41.230	Rellenada (14.1%)
592	LLICO BAJO	10405004-2	15	-73.835	-41.287	Descartada (98.1%)
593	LAGO CHAPO	10430001-4	270	-72.596	-41.417	Rellenada (62.5%)
594	PUERTO MONTT	10425001-7	90	-72.938	-41.460	Rellenada (1%)
595	MAULLIN	10417001-3	5	-73.600	-41.615	Rellenada (24.1%)
596	PUELO	10523001-K	5	-72.312	-41.651	Rellenada (56.4%)
597	ANCUD	10903003-1	20	-73.819	-41.863	Rellenada (46.9%)
598	HORNOPIREN	10610001-2	25	-72.435	-41.938	Rellenada (57.3%)
599	CHEPU	10904005-3	20	-73.974	-42.046	Rellenada (62.8%)
600	QUEMCHI	10900001-9	5	-73.473	-42.141	Rellenada (65.1%)
601	CASTRO	10901002-2	50	-73.777	-42.461	Rellenada (56.6%)
602	CUCAO	10906004-6	12	-74.108	-42.619	Rellenada (56.2%)
603	CHONCHI	10901003-0	30	-73.773	-42.623	Descartada (97.9%)
604	CHAITEN	10683001-0	10	-72.711	-42.915	Rellenada (68.6%)
605	QUELLON	10902002-8	50	-73.612	-43.109	Rellenada (41.7%)
606	PUERTO. CARDENAS	10710001-6	55	-72.431	-43.175	Rellenada (69.6%)
607	LAGO ESPOLON	10701001-7	350	-71.931	-43.216	Rellenada (68.2%)
608	VALLE RIO FRIO	11023001-K	215	-72.354	-43.468	Rellenada (67.4%)
609	PALENA	10704001-3	275	-71.784	-43.618	Rellenada (68.1%)
610	MARIN BALMACEDA	11043001-9	10	-72.955	-43.772	Rellenada (61.1%)
611	LA JUNTA	11041001-8	45	-72.406	-43.971	Rellenada (14.6%)
612	BORDALIT	11034001-K	90	-72.316	-44.048	Rellenada (50.1%)
613	VILLA ALEGRE (L.E.)	11033001-4	150	-72.201	-44.067	Descartada (75%)
614	LAGO VERDE	11031001-3	350	-71.846	-44.239	Rellenada (62.9%)
615	PUERTO PUYUHUAPI	11120001-7	10	-72.560	-44.323	Rellenada (11.7%)
616	RIO CISNES	11140001-6	740	-71.306	-44.498	Rellenada (18.8%)
617	LA TAPERA	11143003-9	550	-71.674	-44.647	Rellenada (41.6%)

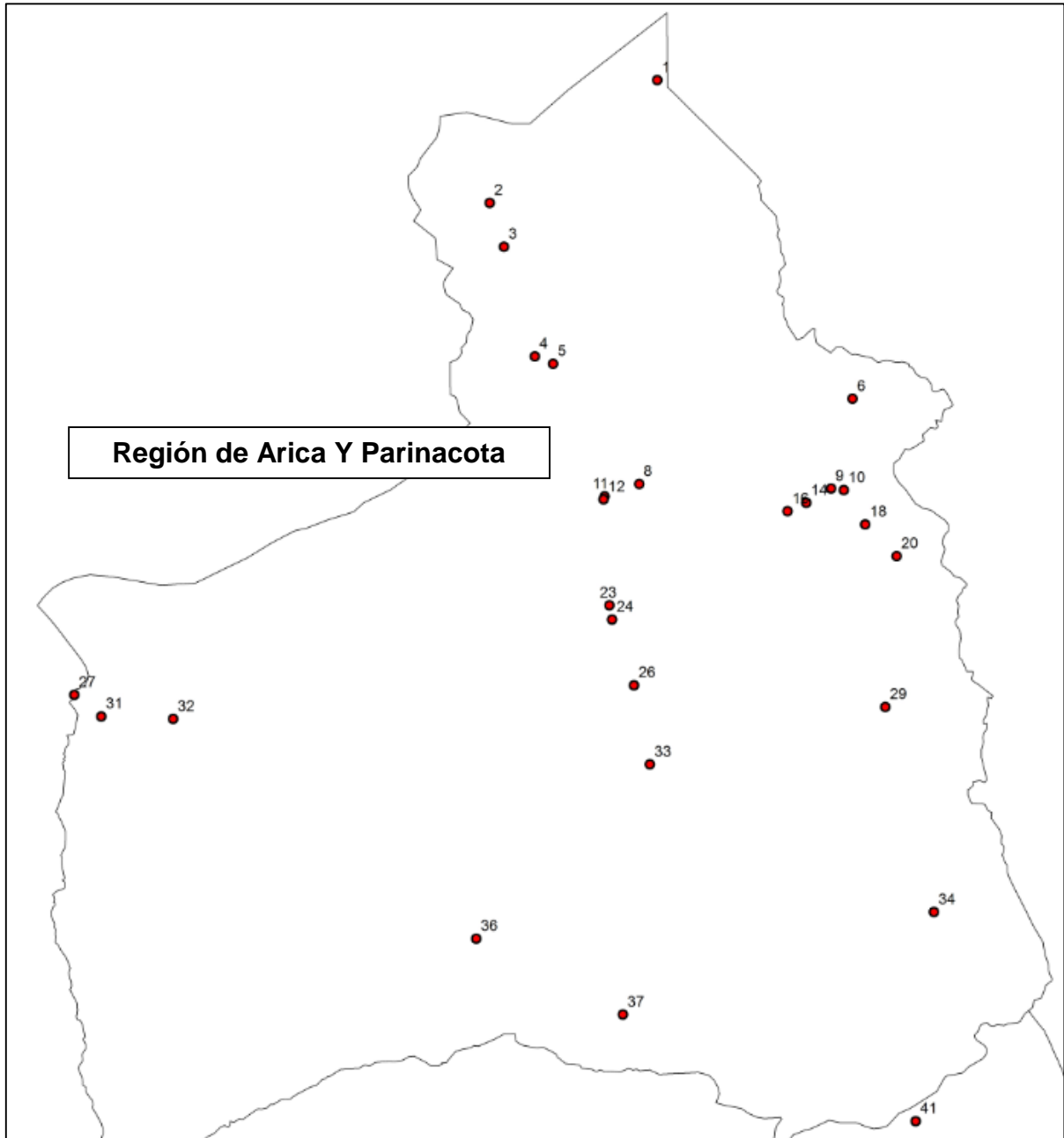
NID	NOMBRE	COD DGA	ALT	LON	LAT	OBS
618	CISNES MEDIO	11144002-6	180	-72.266	-44.665	Rellenada (13.3%)
619	PUERTO CISNES	11147003-0	10	-72.681	-44.728	Rellenada (16.8%)
620	ISLAS HUICHAS	11180000-6	6	-73.516	-45.155	Descartada (100%)
621	VILLA MAÑIHUALES	11304001-7	150	-72.148	-45.173	Rellenada (26.2%)
622	ESTANCIA BAÑO NUEVO	11300001-5	700	-71.529	-45.267	Rellenada (68.6%)
623	ÑIREHUAO	11302002-4	535	-71.709	-45.271	Rellenada (59.4%)
624	VILLA ORTEGA	11307002-1	550	-71.982	-45.372	Rellenada (21.3%)
625	PUERTO AYSEN	11342002-2	10	-72.700	-45.401	Rellenada (55.9%)
626	RIO AYSEN EN PUERTO AYSEN	11342001-4	10	-72.623	-45.406	Descartada (78.2%)
627	EL BALSEO	11318002-1	25	-72.488	-45.404	Rellenada (16.9%)
628	PUERTO CHACABUCO	11400001-9	20	-72.818	-45.464	Rellenada (23.2%)
629	COYHAIQUE ALTO	11316004-7	730	-71.604	-45.480	Rellenada (31.2%)
630	COYHAIQUE CONAF	11317005-0	340	-72.059	-45.551	Rellenada (73.1%)
631	RIO SIMPSON BAJO JUNTA COYHAIQUE	11317001-8	210	-72.068	-45.552	Descartada (85.2%)
632	COYHAIQUE (ESCUELA AGRICOLA)	11316003-9	343	-72.029	-45.574	Rellenada (21.6%)
633	VILLA CERRO CASTILLO	11503001-9	345	-72.154	-46.121	Rellenada (46.8%)
634	RIO IBAÑEZ EN DESEMBOCADURA	11505001-K	220	-71.991	-46.269	Descartada (91.9%)
635	PUERTO IBAÑEZ	11511001-2	215	-71.936	-46.292	Rellenada (52%)
636	BAHIA MURTA	11513001-3	240	-72.669	-46.462	Rellenada (46.3%)
637	CHILE CHICO	11521002-5	215	-71.709	-46.544	Rellenada (63.5%)
638	GLACIAR SAN RAFAEL	11440000-9	8	-73.858	-46.643	Descartada (99%)
639	PUERTO GUADAL	11523001-8	210	-72.701	-46.843	Rellenada (64%)
640	PUERTO BERTRAND	11553002-K	400	-72.817	-47.017	Descartada (100%)
641	ESTANCIA VALLE CHACABUCO	11533001-2	343	-72.484	-47.116	Rellenada (49.7%)
642	RIO NEF ANTES JUNTA ESTERO EL REVALSE	11532000-9	281	-73.087	-47.138	Descartada (99.7%)
643	RIO BAKER EN ANGOSTURA CHACABUCO	11536004-3	160	-72.726	-47.141	Descartada (85.5%)
644	LAGO CACHET 2 EN GLACIAR COLONIA	11540000-2	427	-73.250	-47.198	Descartada (98.4%)
645	AERODROMO COCHRANE	11536003-5	200	-72.583	-47.244	Descartada (98.4%)
646	RIO COCHRANE EN COCHRANE	11536001-9	140	-72.564	-47.252	Descartada (86.7%)
647	RIO COLONIA EN NACIMIENTO	11541000-8	146	-73.115	-47.339	Descartada (98.3%)
648	CALETA TORTEL	11546001-3	10	-73.536	-47.800	Descartada (77%)
649	RIO PASCUA ANTE JUNTA RIO QUETRU	11711000-1	20	-73.089	-48.159	Descartada (82.9%)
650	RIO MAYER RETEN	11700001-K	450	-72.323	-48.208	Rellenada (71.9%)
651	VILLA OHIGGINS	11701002-3	270	-72.559	-48.469	Rellenada (58%)
652	LAGO O'HIGGINS EN VILLA O'HIGGINS	11702000-2	300	-72.595	-48.517	Descartada (81.2%)
653	CANDELARIO MANCILLA	11704001-1	300	-72.739	-48.878	Rellenada (72.9%)
654	GLACIAR O'HIGGINS	11706000-4	5	-73.117	-48.927	Descartada (99.3%)
655	PUERTO EDEN	12125001-2	10	-74.407	-49.123	Rellenada (70.1%)
656	RIO PTA. EVA EN PTO. EDEN	12125002-0	10	-74.415	-49.113	Descartada (91.3%)
657	LAGO DICKSON	12280004-0	200	-73.113	-50.823	Descartada (88.3%)
658	LAGO PAINE	12280006-7	440	-72.905	-50.841	Descartada (99%)
659	LAGUNA AZUL	12283004-7	240	-72.733	-50.879	Descartada (88.3%)

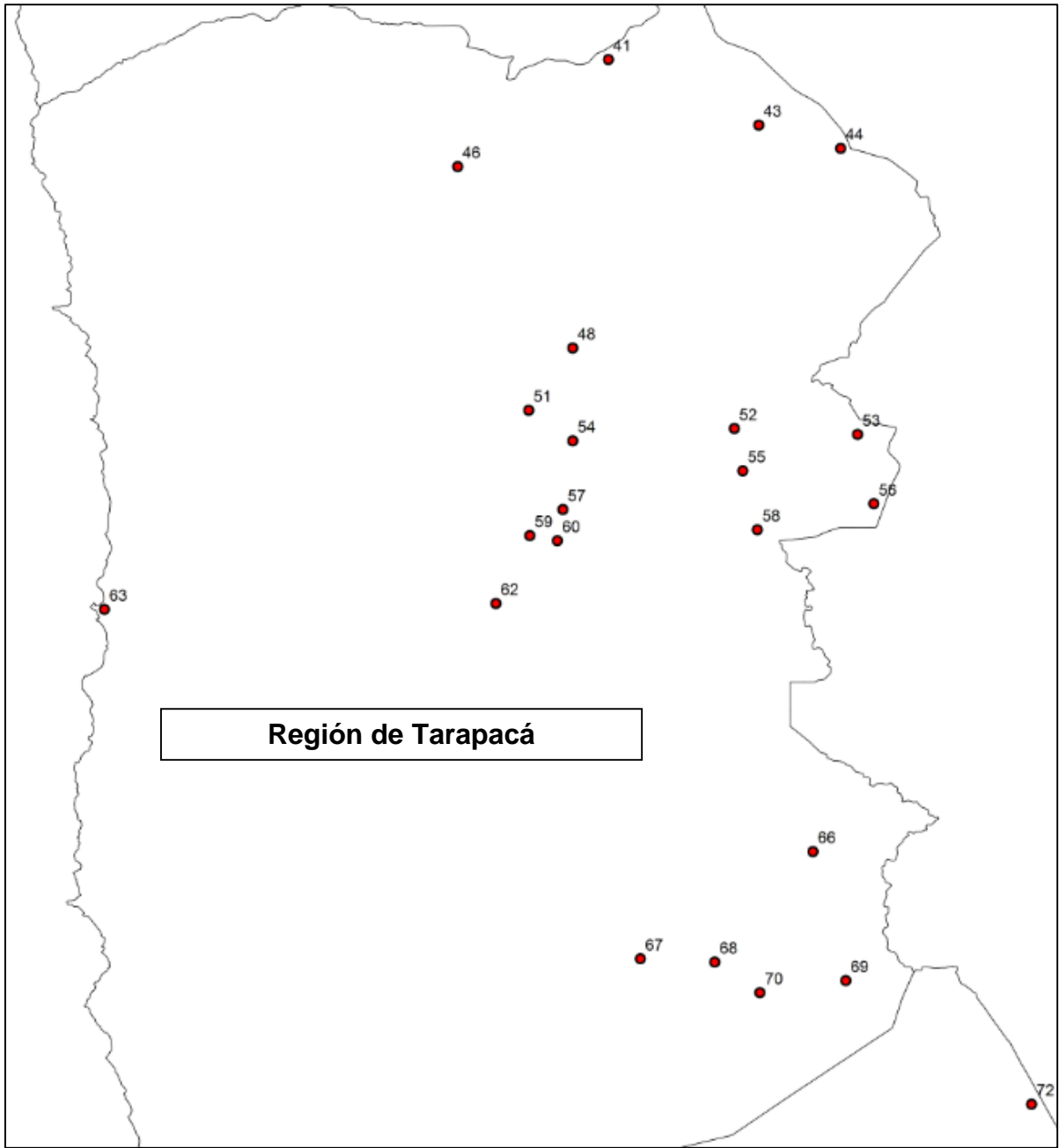
NID	NOMBRE	COD DGA	ALT	LON	LAT	OBS
660	CERRO GUIDO	12283001-2	230	-72.331	-50.899	Rellenada (19.2%)
661	RIO PAINE EN PARQUE NACIONAL 2	12280002-4	90	-72.793	-50.960	Descartada (88.7%)
662	LAGO SARMIENTO	12284009-3	110	-72.711	-51.011	Descartada (98.5%)
663	RIO LAS CHINAS EN CERRO GUIDO	12284006-9	75	-72.517	-51.051	Descartada (88.1%)
664	LAGO PEHOE	12283003-9	40	-72.993	-51.078	Descartada (100%)
665	LAGO GREY	12287002-2	0	-73.130	-51.111	Descartada (100%)
666	GLACIAR TINDALL	12288000-1	345	-73.283	-51.116	Descartada (100%)
667	TORRES DEL PAINE	12286001-9	25	-72.967	-51.184	Rellenada (11%)
668	ESTANCIA RIO PAINE	12283002-0	150	-72.902	-51.236	Descartada (99.7%)
669	CERRO CASTILLO	12284010-7	130	-72.327	-51.260	Rellenada (9.5%)
670	RIO RINCON EN RUTA Y-290	12286002-7	36	-72.829	-51.314	Descartada (97.7%)
671	RIO SERRANO EN DESEMBOCADURA	12289001-5	25	-73.109	-51.333	Descartada (91.9%)
672	CASAS VIEJAS	12400001-7	230	-72.330	-51.698	Rellenada (9.5%)
673	PUERTO NATALES	12293001-7	45	-72.478	-51.734	Rellenada (24.6%)
674	RIO TRANQUILO EN RUTA N° 9	12400003-3	30	-72.159	-51.823	Descartada (91.1%)
675	TENIENTE MERINO	12640001-2	160	-70.733	-52.034	Rellenada (16.6%)
676	RIO RUBENS EN RUTA N 9	12600001-4	180	-71.941	-52.030	Descartada (85.7%)
677	RUBENS EN RUTA N. 9	12400002-5	190	-71.942	-52.039	Rellenada (53%)
678	RIO PENITENTE EN MORRO CHICO	12622001-4	170	-71.425	-52.051	Descartada (89%)
679	LAGO ANIBAL PINTO	12402000-K	51	-72.436	-52.091	Descartada (98.7%)
680	MONTE AYMOND	12680001-0	160	-69.608	-52.164	Rellenada (61.5%)
681	SENO OBSTRUCCIÓN	12403000-5	4	-72.478	-52.209	Descartada (97.9%)
682	PENITENTE ALTO	12620000-5	290	-71.681	-52.209	Descartada (98.2%)
683	OHIGGINS VILLA	12540001-9	70	-69.688	-52.316	Descartada (84.6%)
684	VILLA TEHUELCHÉ	12622002-2	190	-71.402	-52.441	Rellenada (6.6%)
685	SAN GREGORIO	12530001-4	3	-70.071	-52.566	Rellenada (42.5%)
686	RIO PEREZ	12452002-9	5	-71.960	-52.549	Rellenada (42.2%)
687	RIO PEREZ EN DESEMBOCADURA	12452001-0	20	-71.975	-52.549	Descartada (97.7%)
688	RIO VERDE	12454001-1	10	-71.502	-52.604	Rellenada (44.5%)
689	ROCALLOSAS	12440001-5	10	-71.963	-52.651	Rellenada (71.5%)
690	RIO SIDE EN CERRO SOMBRERO	12802001-2	10	-69.277	-52.768	Descartada (98.8%)
691	CERRO SOMBRERO	12802002-0	30	-69.293	-52.776	Rellenada (20.9%)
692	BAHIA SAN FELIPE	12806004-9	10	-69.932	-52.870	Rellenada (10.3%)
693	ISLA RIESCO	12449001-4	10	-71.571	-52.882	Rellenada (37.2%)
694	RIO GRANDE EN ISLA RIESCO	12448001-9	5	-71.871	-52.996	Descartada (90.6%)
695	BITSCH ALTO	12587000-7	328	-71.003	-53.092	Descartada (96.8%)
696	PUNTA ARENAS	12586004-4	5	-70.877	-53.123	Rellenada (0%)
697	CANAL DE TRASVASE ESTERO LLAU-LLAU	12586009-5	80	-70.936	-53.125	Descartada (87.8%)
698	RIO LAS MINAS EN BT. SENDOS	12586001-K	185	-70.988	-53.138	Rellenada (73.4%)
699	LAS MINAS	12586007-9	155	-70.983	-53.144	Rellenada (54.2%)
700	LAGUNA LYNCH	12586005-2	140	-70.983	-53.144	Rellenada (10.4%)
701	CERRO MIRADOR	12586006-0	580	-71.083	-53.184	Descartada (97%)

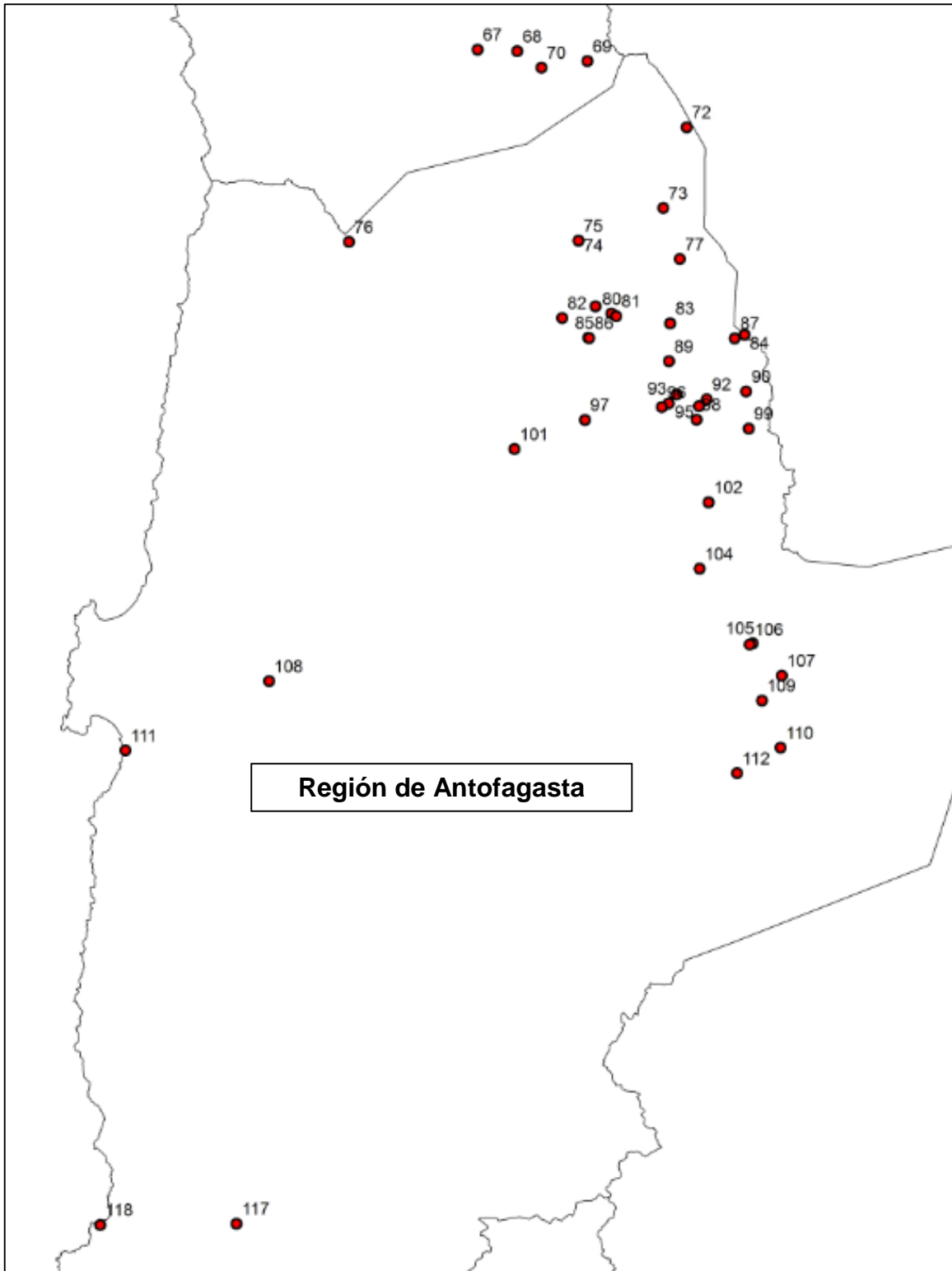
NID	NOMBRE	COD DGA	ALT	LON	LAT	OBS
702	LEÑADURA ALTA	12585003-0	400	-71.118	-53.233	Descartada (97.9%)
703	PORVENIR	12809001-0	35	-70.370	-53.291	Rellenada (34.9%)
704	ONAISIN EN MARIA CRISTINA	12815001-3	30	-69.268	-53.306	Rellenada (34.8%)
705	SAN SEBASTIAN	12863001-5	20	-68.661	-53.322	Rellenada (39.1%)
706	LAGO PARRILLAR	12582003-4	320	-71.250	-53.403	Rellenada (39.8%)
707	LA BAGLINA	12583001-3	10	-70.924	-53.621	Descartada (100%)
708	CAMERON	12816001-9	10	-69.651	-53.637	Rellenada (47.1%)
709	RIO SAN JUAN EN DESEMBOCADURA	12582001-8	8	-70.967	-53.650	Descartada (91.9%)
710	SAN JUAN	12582002-6	5	-70.958	-53.651	Rellenada (42.8%)
711	RUSSFIN	12873001-K	225	-69.189	-53.759	Rellenada (51.6%)
712	RIO CALETA EN TIERRA DEL FUEGO	12820001-0	280	-69.999	-53.859	Descartada (88.4%)
713	RIO GRANDE EN TIERRA DEL FUEGO	12876001-6	100	-68.884	-53.893	Descartada (88.6%)
714	SECCION RIO GRANDE	12876002-4	130	-68.918	-53.897	Rellenada (38.6%)
715	PAMPA HUANACO	12876003-2	150	-68.800	-54.050	Rellenada (46%)
716	LAGO BLANCO	12875000-2	120	-68.958	-54.053	Descartada (91.2%)
717	RIO AZOPARDO EN DESEMBOCADURA	12825002-6	32	-68.824	-54.503	Descartada (87.7%)
718	BAHIA YENDEGAIA	12878002-5	10	-68.683	-54.882	Descartada (99.4%)
719	PUERTO NAVARINO	12930004-3	10	-68.324	-54.926	Descartada (100%)
720	RIO ROBALO EN PUERTO WILLIAMS	12930001-9	80	-67.639	-54.947	Descartada (91%)
721	ROBALO ALTO	12930003-5	360	-67.674	-54.977	Descartada (100%)
722	LAGO NAVARINO	12930002-7	45	-67.299	-55.056	Descartada (95.5%)
723	PUERTO TORO	12930005-1	10	-67.076	-55.082	Descartada (100%)

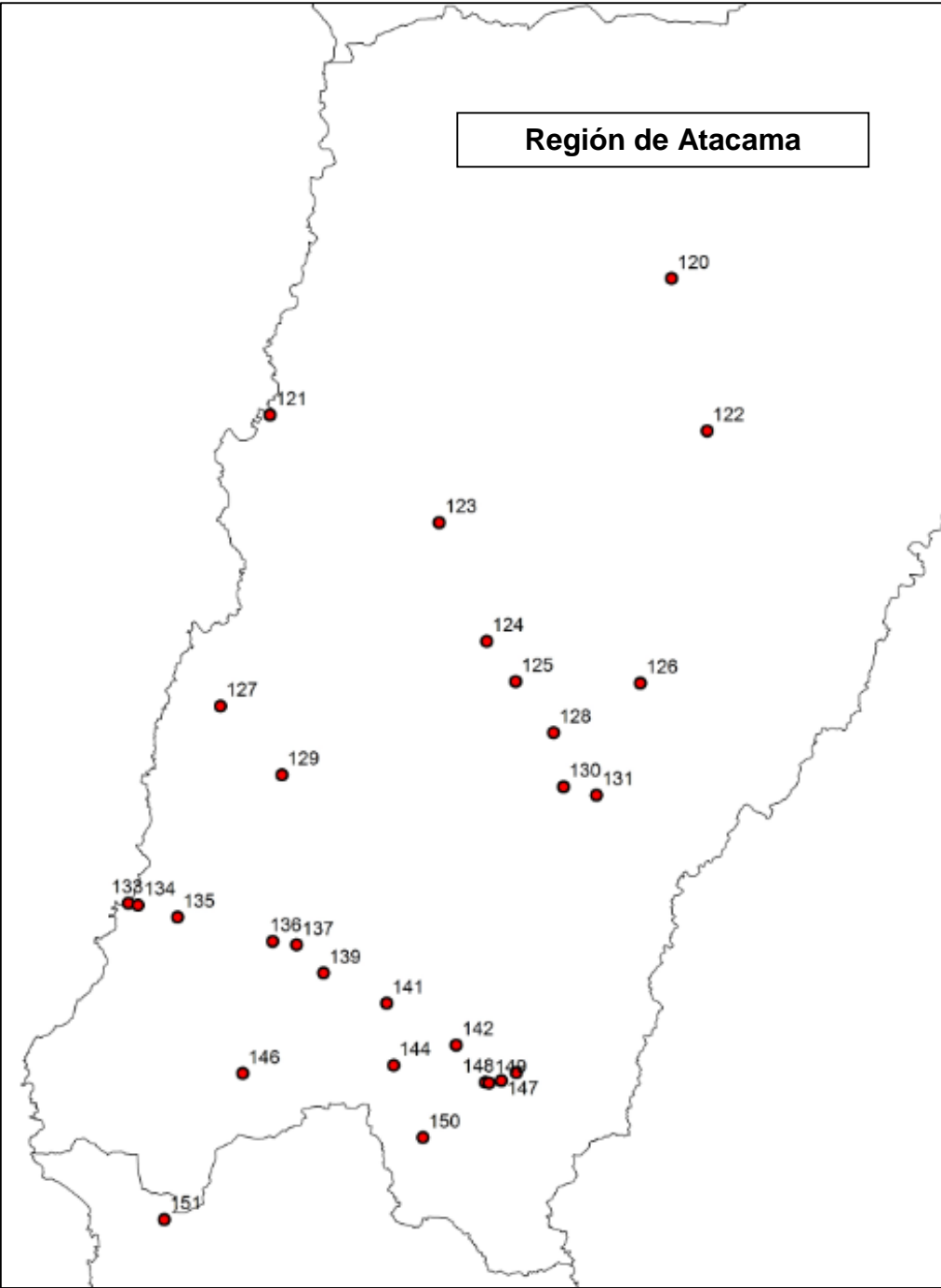
B. Ubicación de las 523 Estaciones Meteorológicas de la DGA Empleadas en el Estudio.

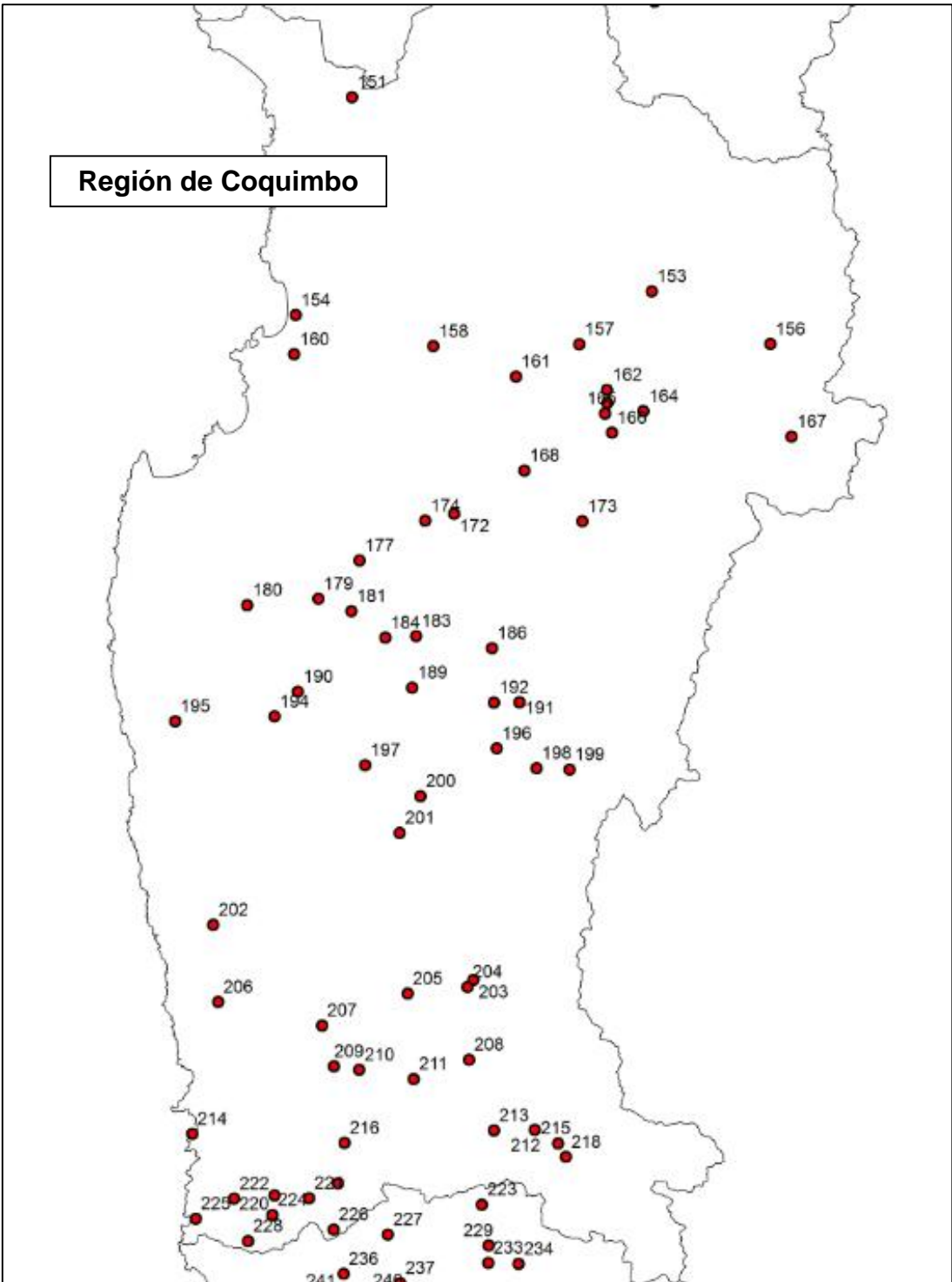
En las figuras de este Anexo B, la numeración de cada estación esta en conformidad con el NID de la Tabla A.1

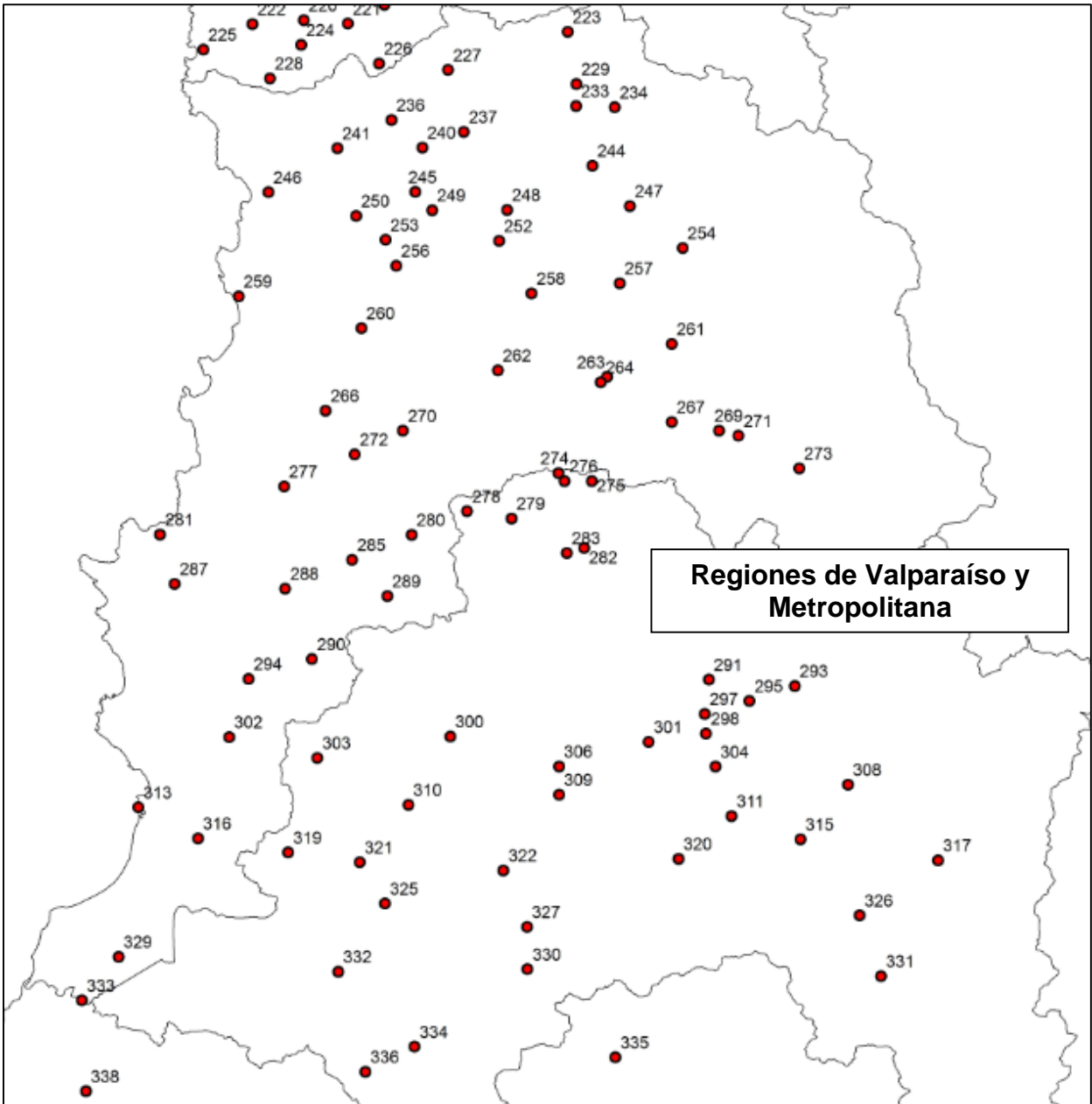


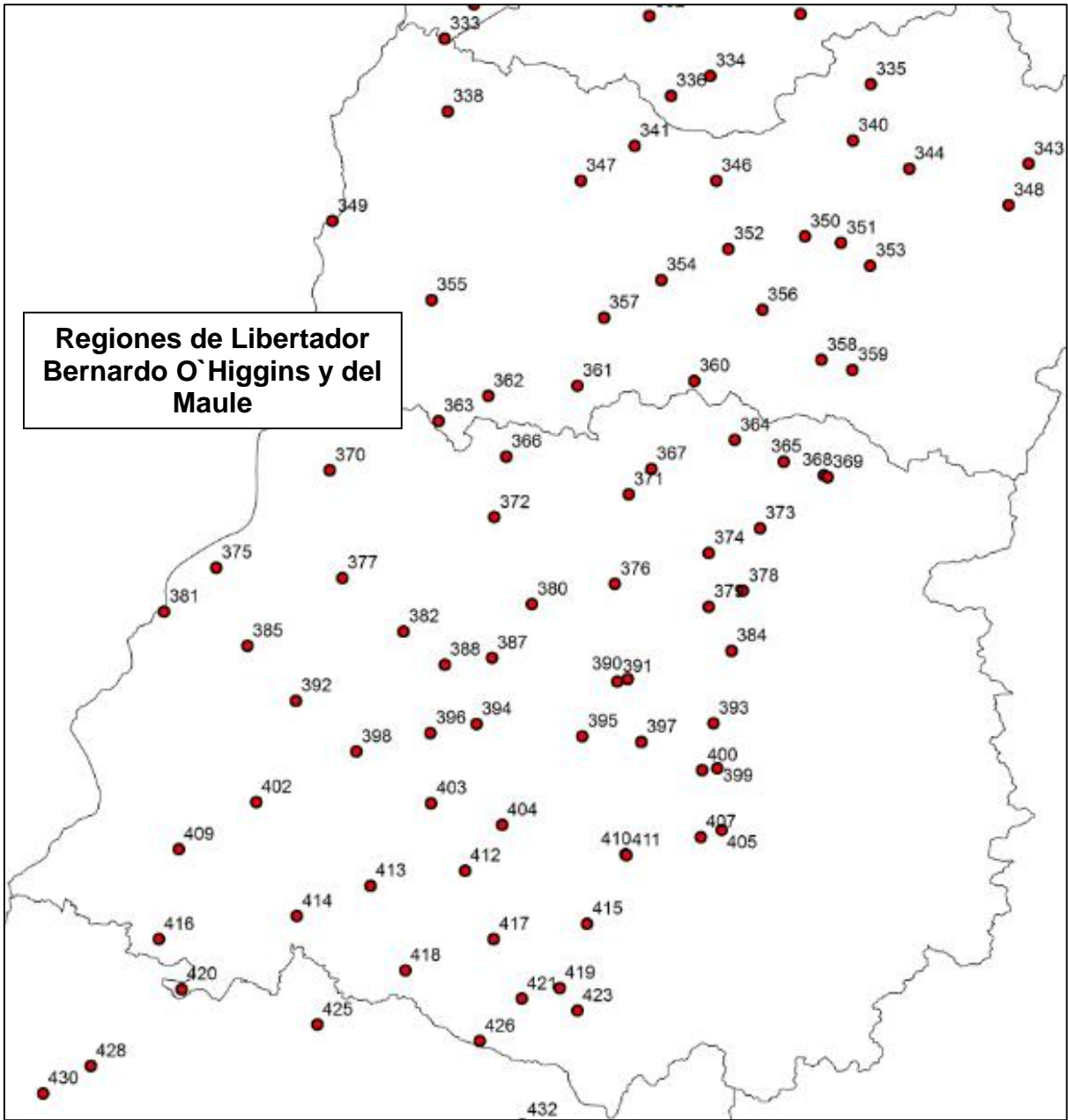


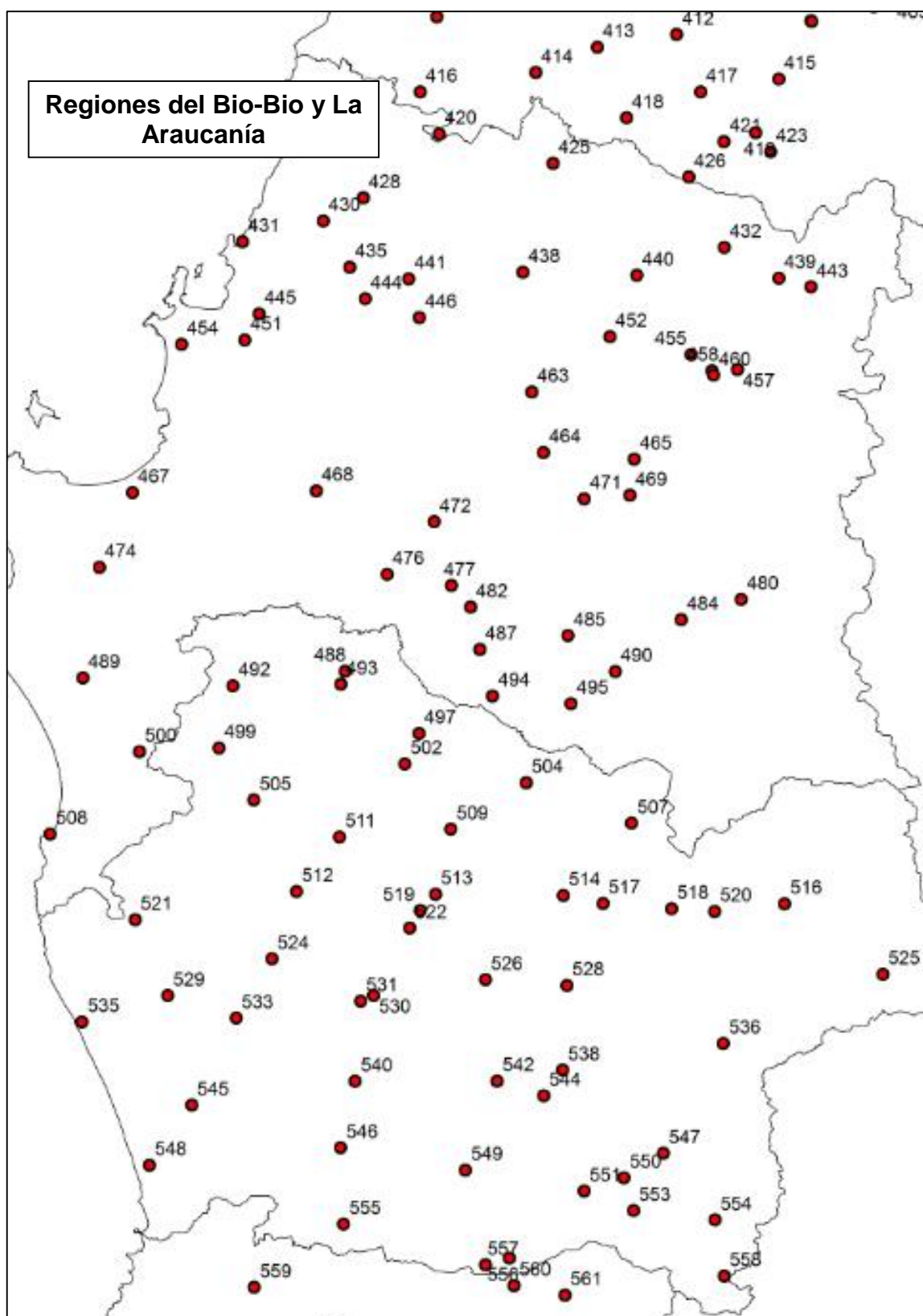


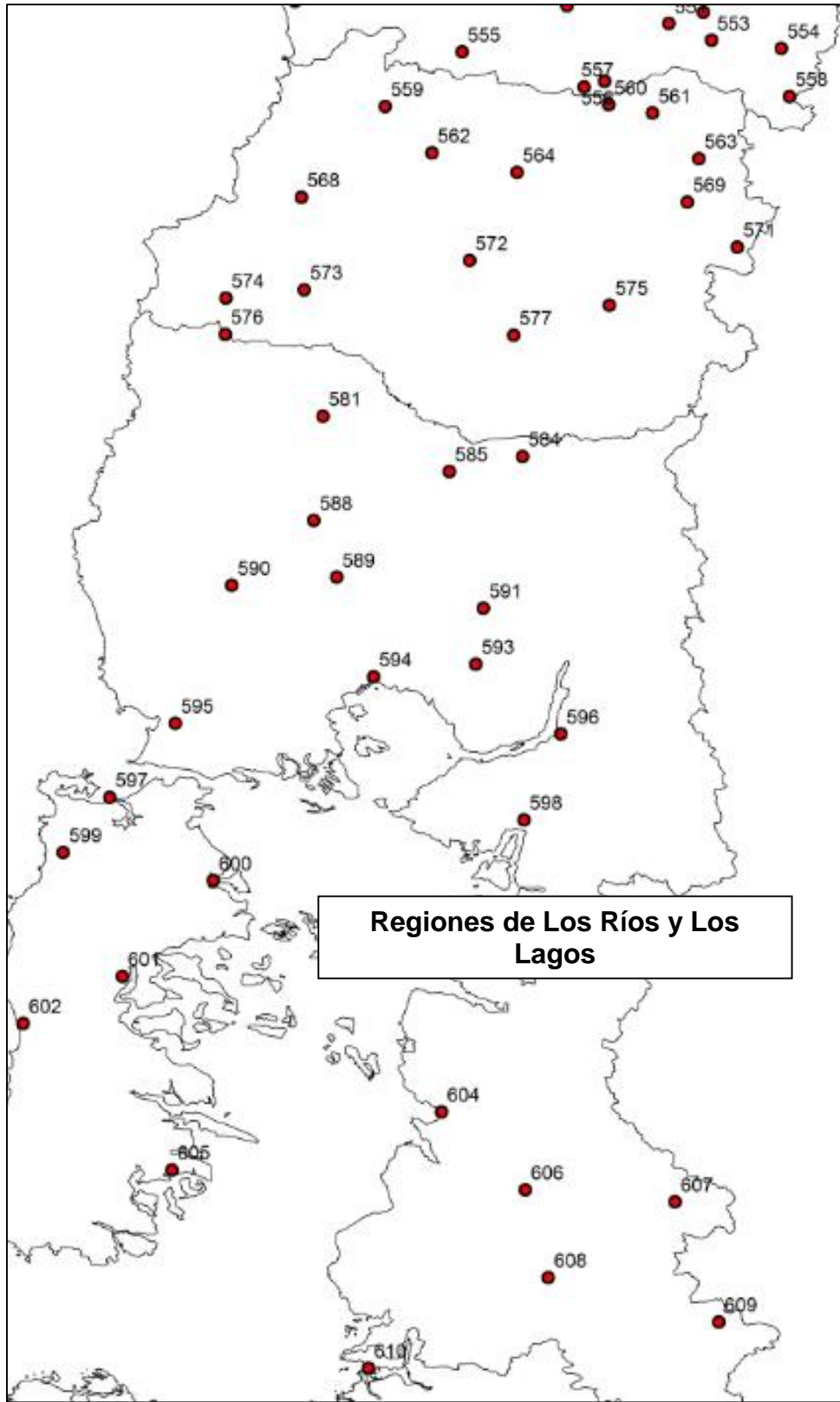


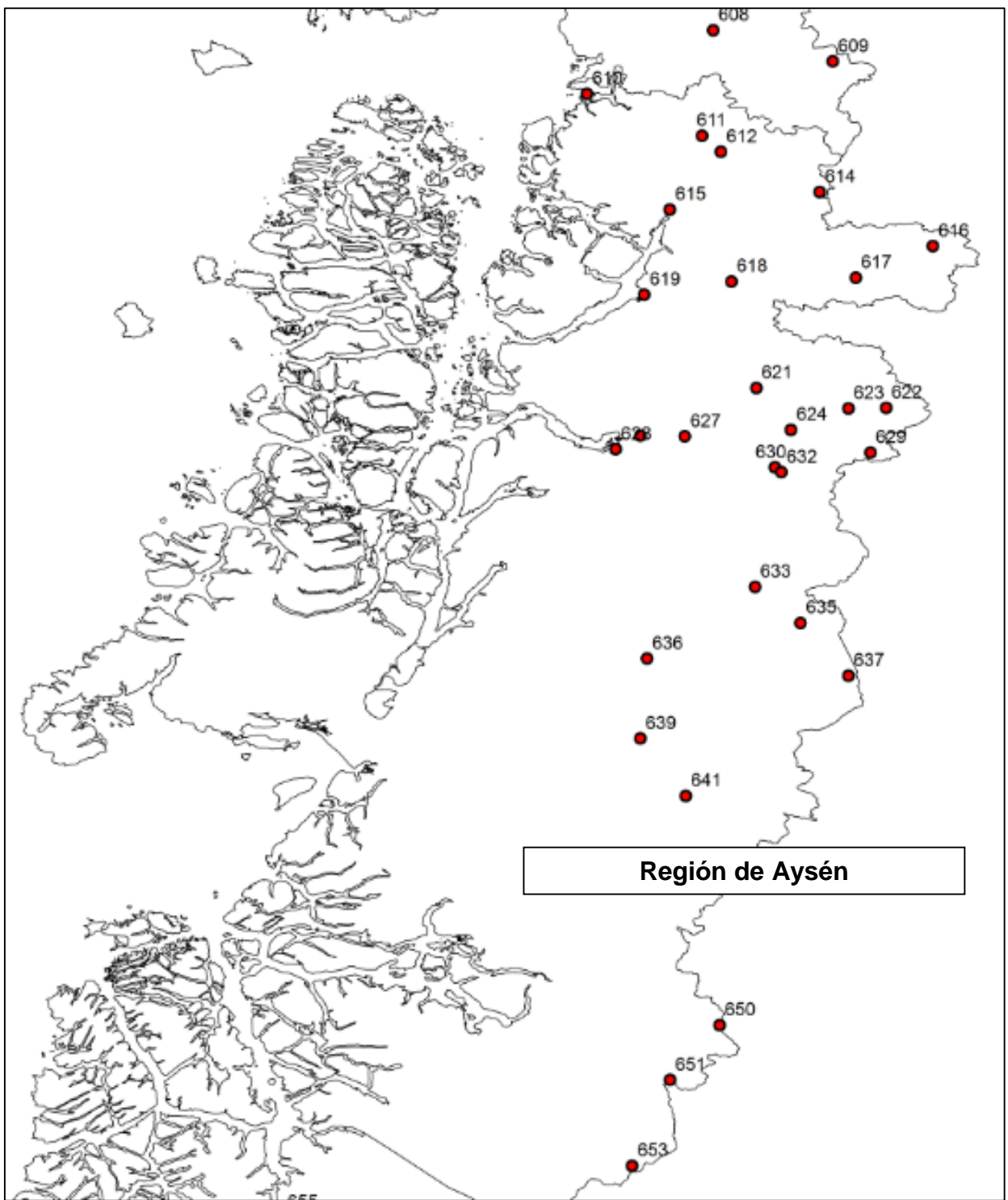


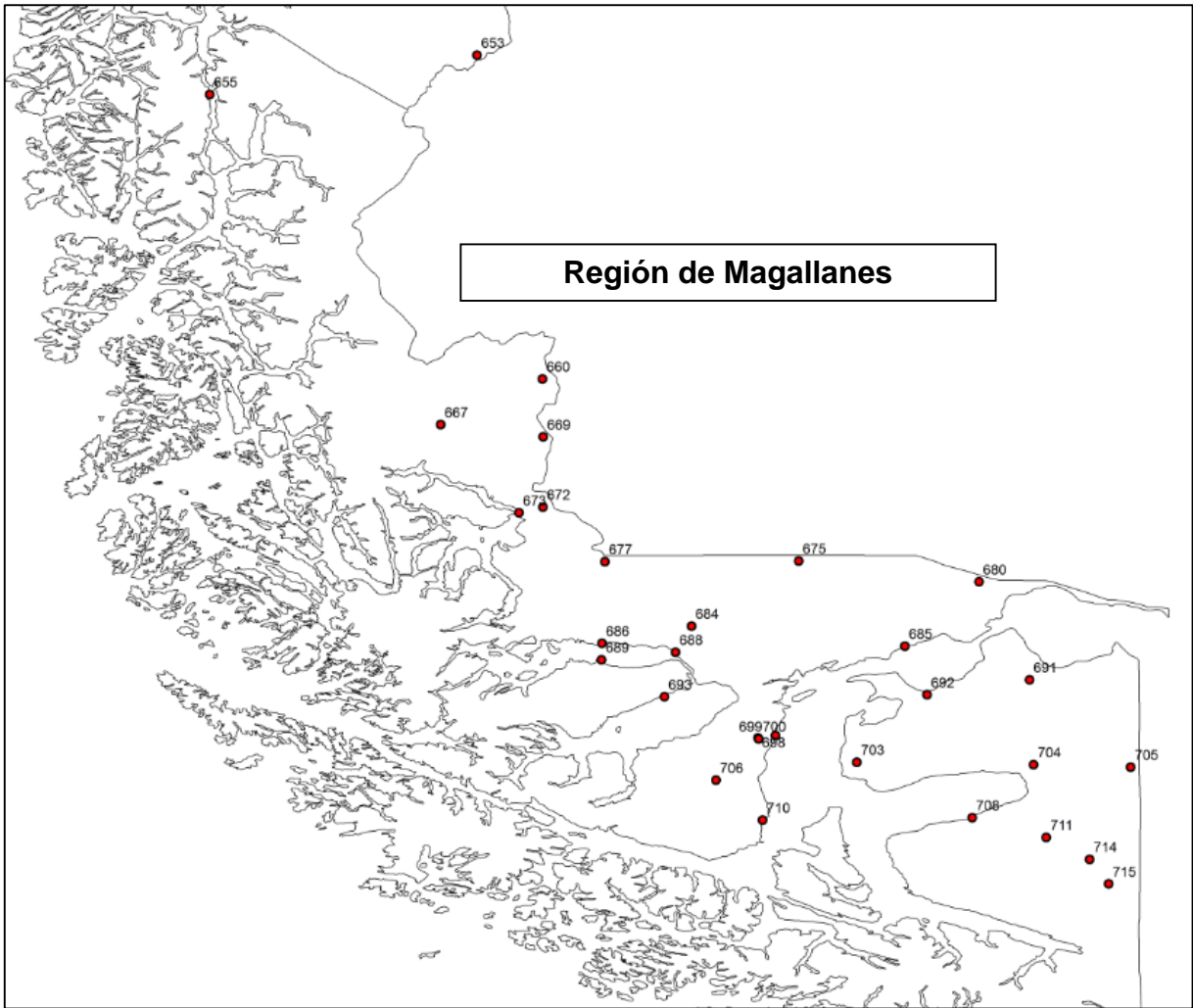






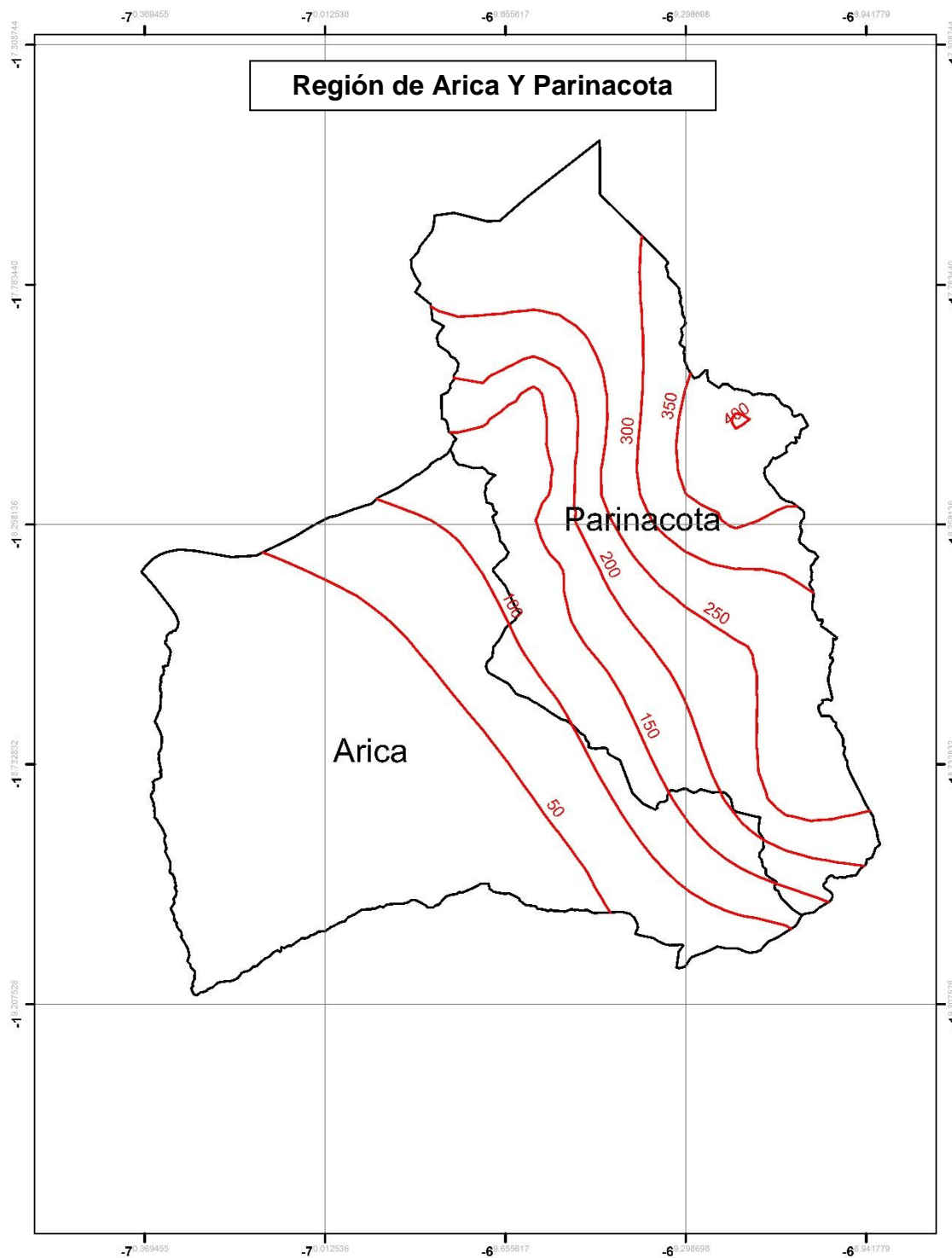


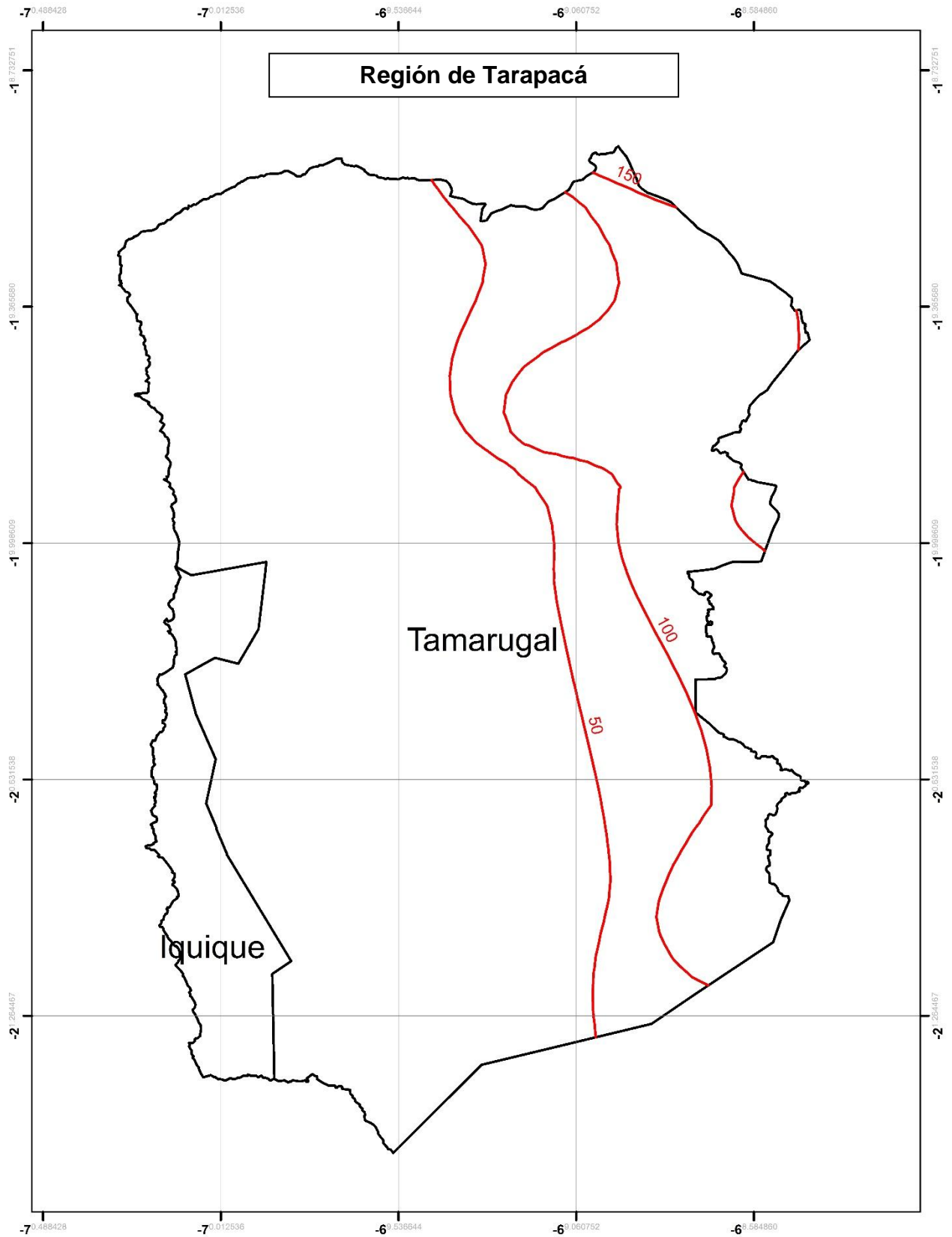


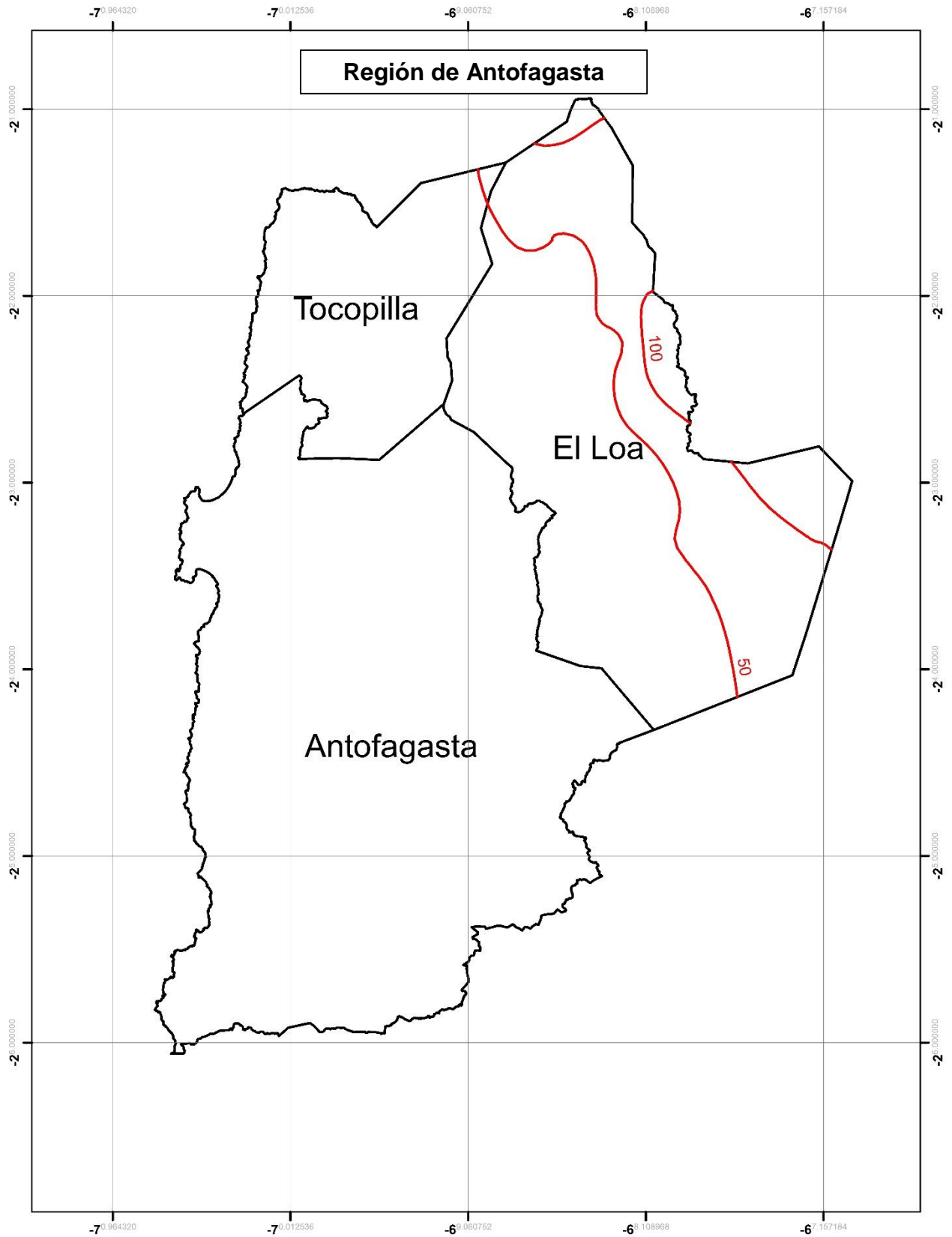


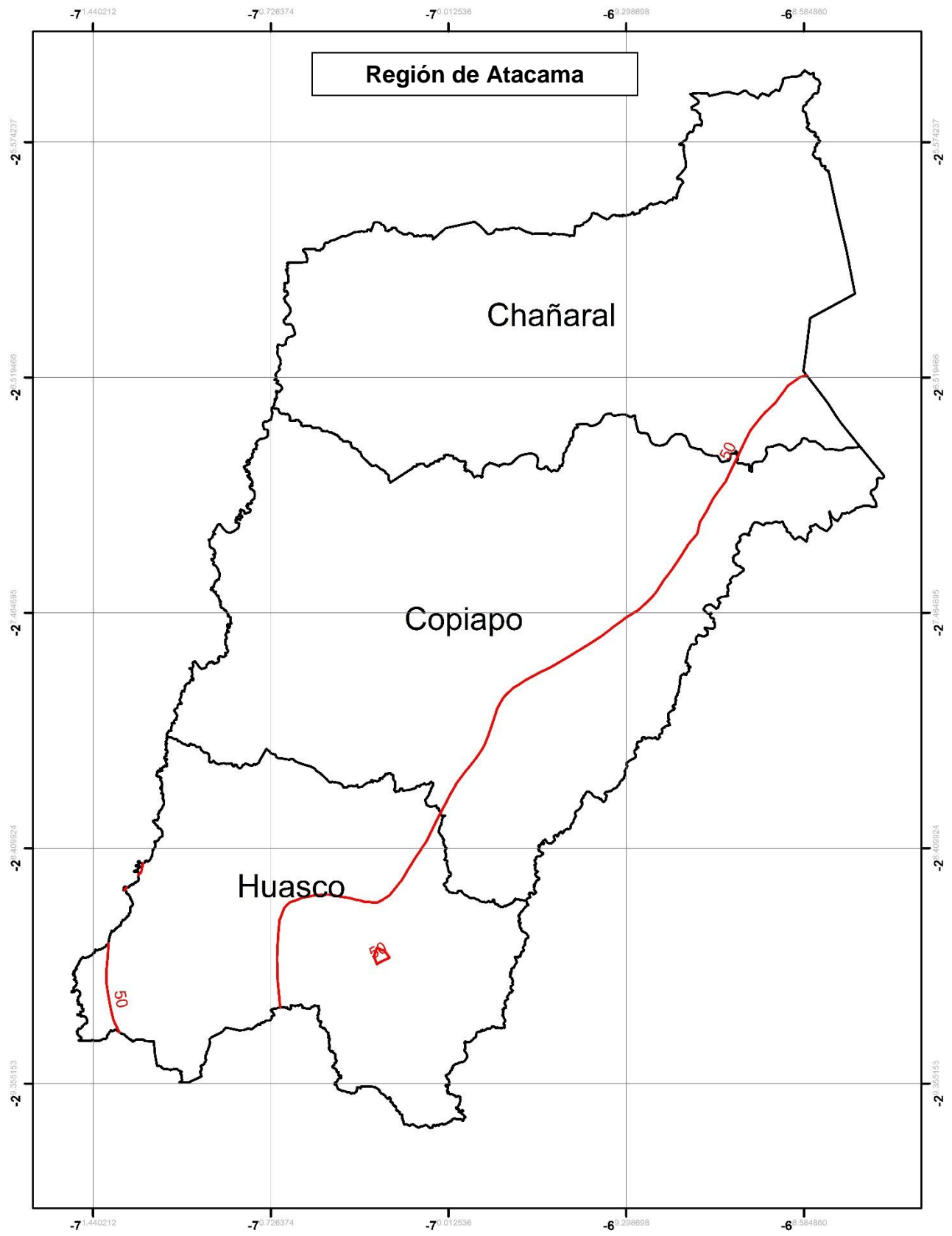
C. Mapas de Isoyetas Por Región

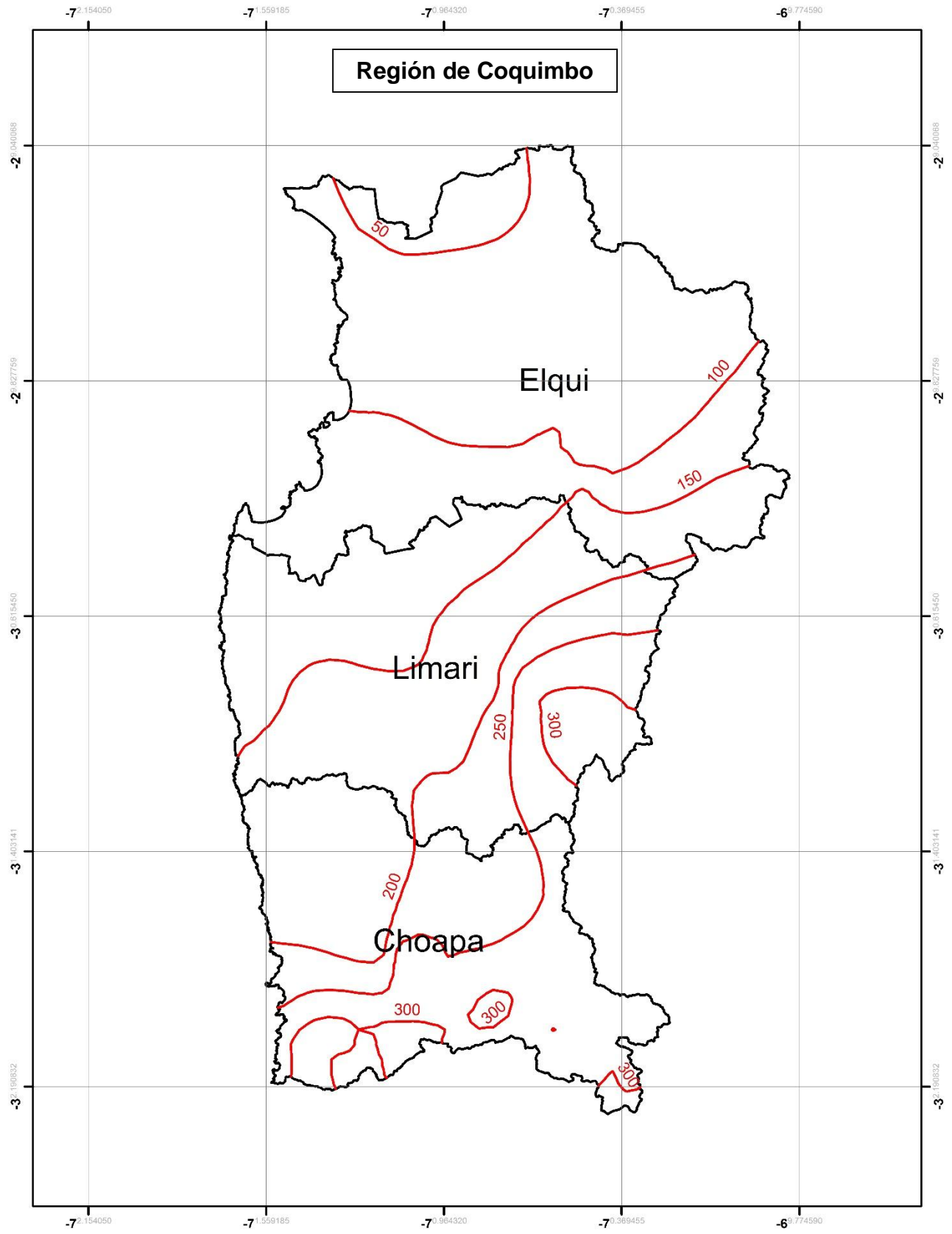
A continuación se muestran las isoyetas de Precipitación Media Anual (mm/año) regionalizadas elaboradas a partir de la serie observada-rellenada (por ende se emplean 523 estaciones meteorológicas), elaboradas con el programa ArcGis®:

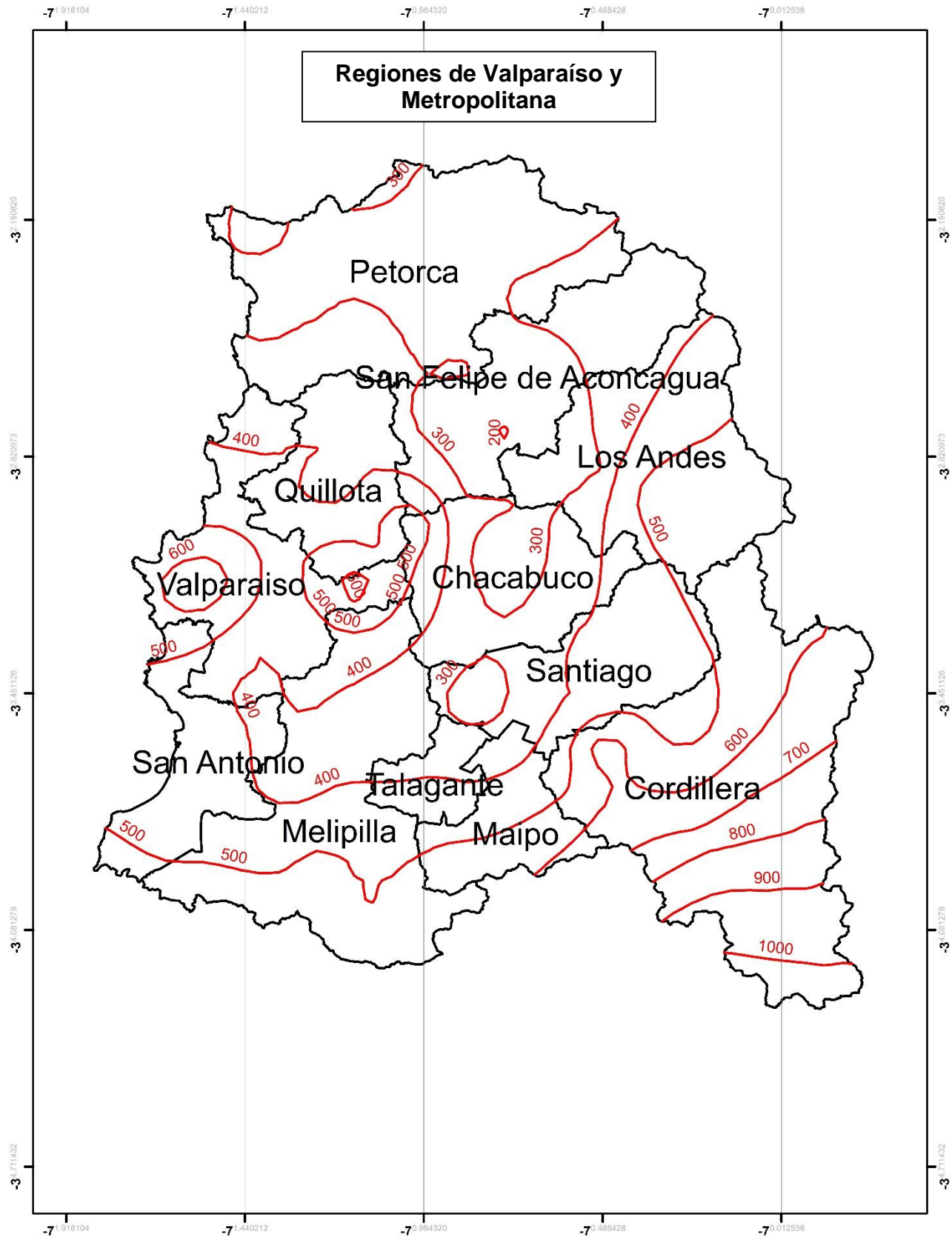


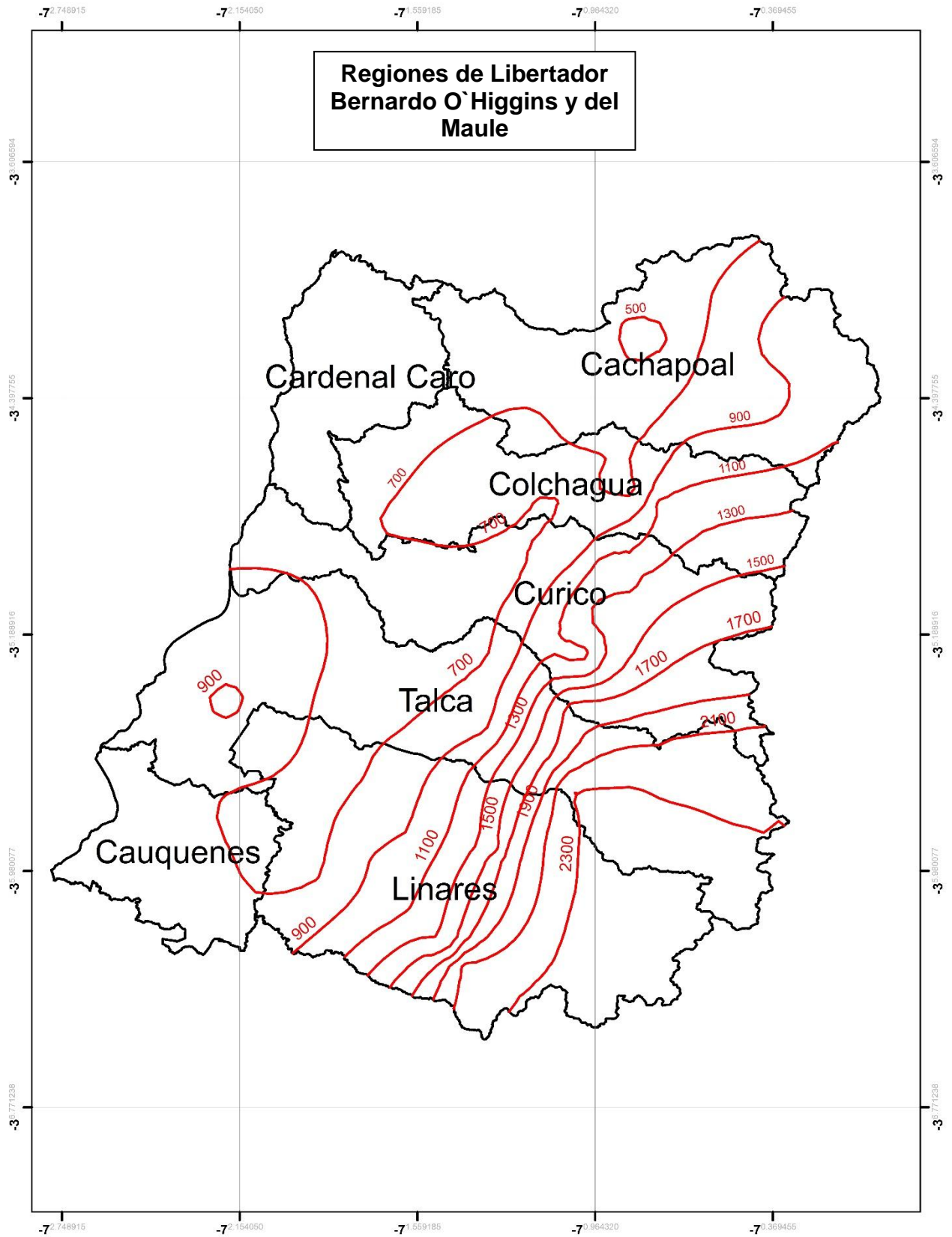


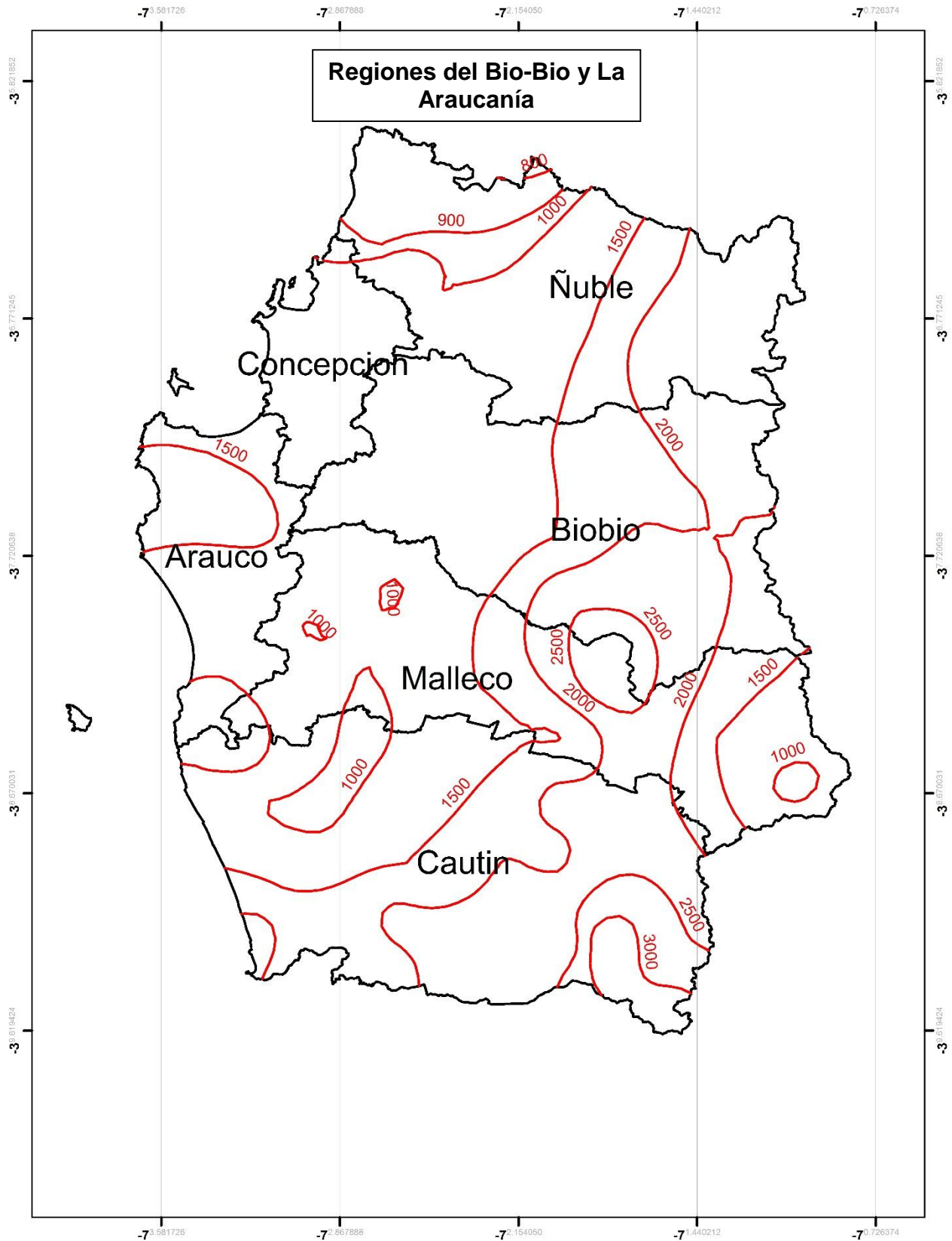


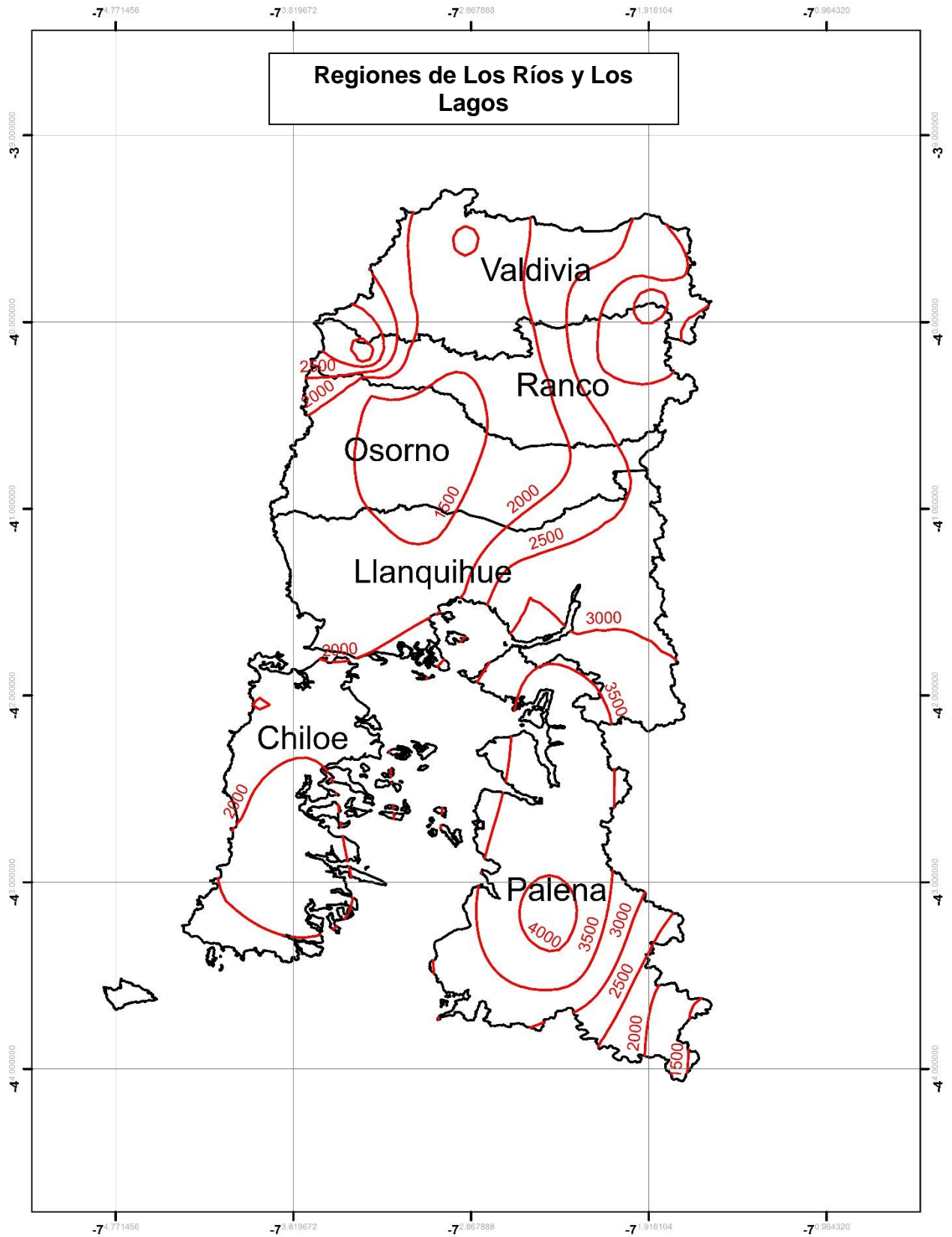


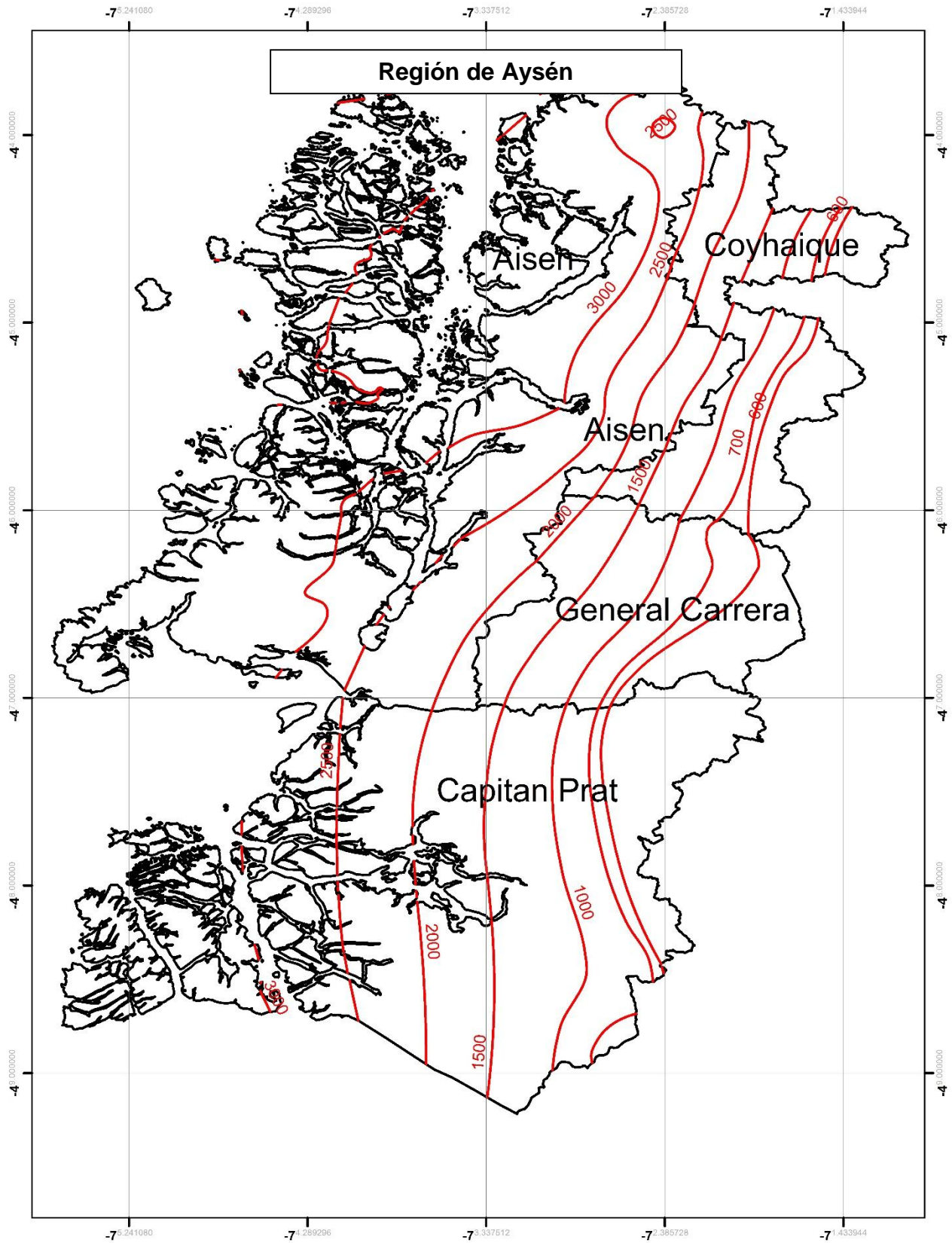


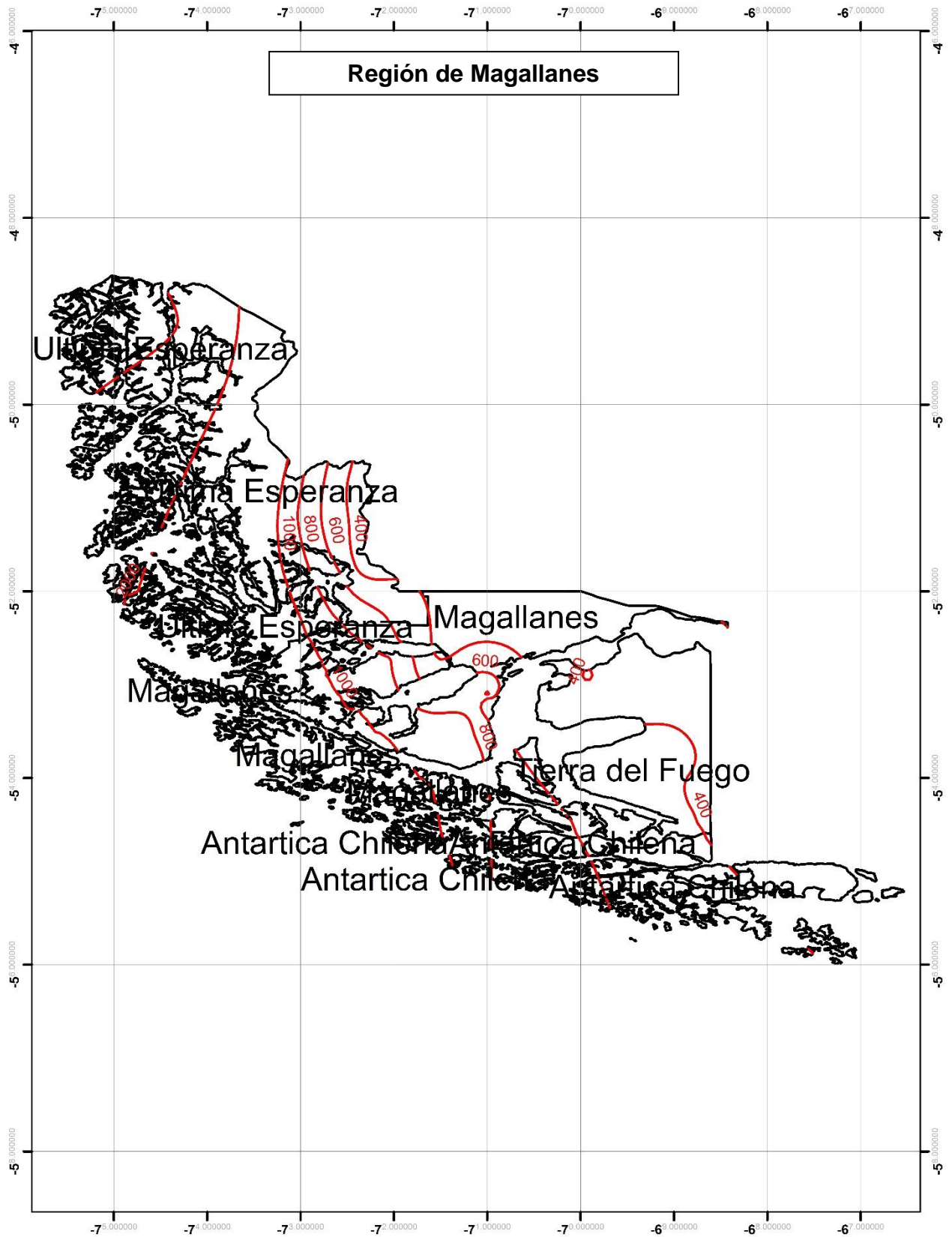












D. Parámetros Estadísticos de las 523 Estaciones de la DGA Empleadas en el Estudio (1979-2010)

En la tabla siguiente, MEDIA OBS: corresponde a los valores promedio mensual y anual de la serie observada rellenada; SD OBS: es la desviación estándar de los valores promedio mensual y anual de la serie observada rellenada; MAX OBS y MIN OBS: son los valores máximo y mínimo acumulado, respectivamente, de la serie observada rellenada; NDLL OBS: es el número de días con lluvia en la serie observada rellenada; P(HS): es la probabilidad de que el día de hoy sea húmedo si ayer fue seco; P(HH): es la probabilidad de que el día de hoy sea húmedo si ayer fue húmedo; alfa y beta son los parámetros de la distribución Gamma.

Tabla D.1

NID ESTACION	PARAMETRO	ENE	FEB	MAR	ABR	MAY	JUN	JUL	AGO	SEP	OCT	NOV	DIC	ANUAL
1	MEDIA OBS	88	63	55	9	1	2	3	4	1	10	10	31	277
1	SD OBS	52	56	45	15	4	8	8	12	4	19	23	30	150
1	MAX OBS	175	206	150	65	20	40	38	64	15	63	93	124	724
1	MIN OBS	0	3	0	0	0	0	0	0	0	0	0	0	45
1	NDLLM OBS	13	10	10	2	0	0	0	1	1	2	2	5	45
1	P(HS)	0.2	0.2	0.2	0.0	0.0	0.0	0.0	0.0	0.0	0.0	0.0	0.1	0.1
1	P(HH)	0.7	0.5	0.5	0.3	0.4	0.2	0.4	0.3	0.2	0.3	0.3	0.4	0.4
1	alfa	1.4	1.4	1.1	1.6	1.6	0.5	1.8	1.0	1.0	0.9	1.1	1.1	1.2
1	beta	4.8	4.7	5.1	2.5	1.8	18.7	3.2	7.6	2.5	6.5	5.1	5.9	5.7
2	MEDIA OBS	93	75	63	8	2	3	5	3	1	4	8	32	296
2	SD OBS	68	69	48	12	5	8	19	8	3	10	16	44	158
2	MAX OBS	275	222	174	59	19	40	108	39	10	39	68	190	640
2	MIN OBS	0	0	0	0	0	0	0	0	0	0	0	0	46
2	NDLLM OBS	12	10	10	2	0	0	1	1	0	1	1	5	43
2	P(HS)	0.2	0.2	0.2	0.1	0.0	0.0	0.0	0.0	0.0	0.0	0.0	0.1	0.1
2	P(HH)	0.6	0.6	0.6	0.3	0.2	0.3	0.3	0.3	0.2	0.3	0.4	0.4	0.4
2	alfa	1.5	1.2	1.1	1.1	1.4	0.4	0.8	0.9	4.0	1.3	1.6	0.7	1.3
2	beta	5.2	6.1	5.8	3.6	3.4	15.9	9.7	5.5	0.8	5.7	3.4	10.5	6.3
3	MEDIA OBS	80	78	49	5	1	3	2	3	1	3	5	24	253
3	SD OBS	56	78	37	7	2	8	5	6	4	9	10	25	124
3	MAX OBS	233	340	146	22	10	44	20	24	21	46	40	108	543
3	MIN OBS	0	0	0	0	0	0	0	0	0	0	0	0	20
3	NDLLM OBS	14	12	11	2	0	1	0	1	0	1	1	6	49
3	P(HS)	0.2	0.2	0.2	0.0	0.0	0.0	0.0	0.0	0.0	0.0	0.0	0.1	0.1
3	P(HH)	0.7	0.7	0.7	0.4	0.3	0.2	0.4	0.2	0.6	0.2	0.3	0.5	0.4
3	alfa	1.6	1.8	0.8	1.2	2.2	0.3	2.3	1.3	0.9	0.5	2.1	1.8	1.4
3	beta	3.4	3.5	5.8	2.2	1.1	18.7	1.8	2.9	2.8	6.4	1.9	2.3	4.4
4	MEDIA OBS	69	54	42	5	1	3	3	3	1	2	2	17	201
4	SD OBS	45	60	34	7	2	7	11	11	3	6	4	22	97
4	MAX OBS	156	219	123	24	9	32	61	58	11	28	19	96	414
4	MIN OBS	2	0	0	0	0	0	0	0	0	0	0	0	35
4	NDLLM OBS	10	8	7	1	0	0	0	1	0	0	1	3	33
4	P(HS)	0.2	0.1	0.1	0.0	0.0	0.0	0.0	0.0	0.0	0.0	0.0	0.1	0.1
4	P(HH)	0.6	0.6	0.5	0.2	0.1	0.2	0.3	0.3	0.2	0.4	0.2	0.4	0.3
4	alfa	1.4	0.9	1.0	1.2	1.7	0.6	0.7	0.3	1.1	1.8	1.8	0.9	1.1
4	beta	4.7	7.7	6.0	3.8	1.3	9.7	10.0	14.2	3.6	3.0	2.0	5.6	6.0

NID ESTACION	PARAMETRO	ENE	FEB	MAR	ABR	MAY	JUN	JUL	AGO	SEP	OCT	NOV	DIC	ANUAL
5	MEDIA OBS	34	30	21	3	0	0	1	0	1	1	5	13	108
5	SD OBS	22	21	17	6	1	1	3	1	2	3	8	14	48
5	MAX OBS	82	76	53	23	6	4	18	3	14	16	34	57	211
5	MIN OBS	0	5	0	0	0	0	0	0	0	0	0	0	33
5	NDLLM OBS	8	7	6	1	0	0	0	0	0	0	2	4	30
5	P(HS)	0.2	0.2	0.2	0.0	0.0	0.0	0.0	0.0	0.0	0.0	0.0	0.1	0.1
5	P(HH)	0.4	0.4	0.4	0.2	0.3	0.0	0.4	0.2	0.2	0.2	0.2	0.3	0.3
5	alfa	0.9	0.9	0.9	0.6	0.9	0.0	0.9	1.8	0.6	0.8	1.3	0.8	0.9
5	beta	4.3	4.8	3.5	4.9	1.5	0.0	3.3	0.6	3.9	3.9	2.2	4.3	3.1
6	MEDIA OBS	119	101	81	12	1	3	9	8	1	5	13	53	404
6	SD OBS	78	76	63	15	2	8	38	21	3	9	20	49	159
6	MAX OBS	312	277	335	58	6	32	213	96	16	32	76	178	783
6	MIN OBS	0	14	7	0	0	0	0	0	0	0	0	0	68
6	NDLLM OBS	16	14	12	3	0	0	0	1	0	1	3	10	61
6	P(HS)	0.3	0.3	0.2	0.1	0.0	0.0	0.0	0.0	0.0	0.0	0.1	0.2	0.1
6	P(HH)	0.7	0.7	0.6	0.3	0.0	0.1	0.3	0.3	0.2	0.4	0.4	0.6	0.4
6	alfa	1.6	1.6	1.4	1.7	5.5	1.0	0.7	0.9	0.9	2.0	1.3	1.6	1.7
6	beta	4.8	4.6	4.8	2.3	0.7	8.9	26.6	11.5	3.1	1.9	3.8	3.3	6.4
8	MEDIA OBS	74	67	38	5	0	2	1	4	1	3	6	29	228
8	SD OBS	49	68	37	9	1	6	5	12	4	5	10	29	117
8	MAX OBS	169	301	160	40	3	33	27	52	21	21	36	131	503
8	MIN OBS	0	0	0	0	0	0	0	0	0	0	0	0	47
8	NDLLM OBS	11	9	7	1	0	0	0	0	0	1	2	5	38
8	P(HS)	0.2	0.2	0.1	0.0	0.0	0.0	0.0	0.0	0.0	0.0	0.0	0.1	0.1
8	P(HH)	0.6	0.6	0.5	0.3	0.5	0.3	1.0	0.3	0.3	0.2	0.3	0.4	0.5
8	alfa	1.6	1.3	1.5	1.3	1.1	3.3	57.9	1.4	2.4	2.5	1.7	1.3	6.4
8	beta	4.0	5.4	3.4	4.5	1.2	1.6	0.1	7.3	1.4	1.6	2.2	4.5	3.1
9	MEDIA OBS	127	94	78	19	3	2	3	5	3	8	23	53	418
9	SD OBS	55	69	48	19	5	5	7	13	6	14	32	39	149
9	MAX OBS	213	230	192	64	21	26	32	68	28	60	131	158	737
9	MIN OBS	9	12	0	0	0	0	0	0	0	0	0	0	68
9	NDLLM OBS	18	15	14	4	1	1	1	1	1	2	4	9	71
9	P(HS)	0.3	0.3	0.3	0.1	0.0	0.0	0.0	0.0	0.0	0.0	0.1	0.1	0.1
9	P(HH)	0.8	0.7	0.7	0.4	0.3	0.2	0.4	0.2	0.5	0.4	0.4	0.6	0.5
9	alfa	1.8	1.7	1.7	1.7	1.4	1.4	1.3	0.6	1.5	1.2	1.5	1.4	1.4
9	beta	3.8	3.7	3.3	2.9	1.8	2.5	2.6	8.4	2.0	3.8	3.8	3.9	3.5
10	MEDIA OBS	94	88	66	15	1	1	1	1	3	8	20	47	347
10	SD OBS	65	61	51	17	2	2	6	4	7	12	32	37	169
10	MAX OBS	290	246	183	52	9	7	37	17	37	53	132	147	772
10	MIN OBS	6	3	5	0	0	0	0	0	0	0	0	0	49
10	NDLLM OBS	11	9	9	3	0	0	0	1	1	1	3	6	45
10	P(HS)	0.4	0.3	0.3	0.1	0.0	0.0	0.0	0.0	0.0	0.0	0.1	0.2	0.1
10	P(HH)	0.4	0.4	0.4	0.3	0.1	0.0	0.1	0.1	0.1	0.1	0.2	0.3	0.2
10	alfa	1.2	1.3	1.3	1.4	1.1	1.3	0.5	0.9	1.1	1.1	1.1	1.3	1.1
10	beta	7.2	7.0	6.0	4.2	1.9	1.7	8.5	2.9	4.1	5.3	5.9	5.8	5.0
11	MEDIA OBS	34	34	23	3	0	0	1	0	0	1	4	12	112
11	SD OBS	27	25	21	5	1	0	4	1	2	2	8	15	55
11	MAX OBS	117	95	75	24	5	2	21	3	10	8	29	72	228
11	MIN OBS	2	4	0	0	0	0	0	0	0	0	0	0	32
11	NDLLM OBS	9	8	7	1	0	0	0	0	0	0	2	4	33
11	P(HS)	0.2	0.2	0.2	0.0	0.0	0.0	0.0	0.0	0.0	0.0	0.0	0.1	0.1

NID ESTACION	PARAMETRO	ENE	FEB	MAR	ABR	MAY	JUN	JUL	AGO	SEP	OCT	NOV	DIC	ANUAL
11	P(HH)	0.5	0.5	0.4	0.2	0.5	0.0	0.5	0.1	0.2	0.1	0.2	0.3	0.3
11	alfa	0.8	0.8	0.8	0.6	2.7	0.0	0.5	1.2	0.9	0.9	1.3	0.6	0.9
11	beta	4.4	5.1	4.2	3.8	0.5	0.0	7.4	0.7	3.3	2.5	2.1	4.7	3.2
12	MEDIA OBS	63	52	26	1	1	1	1	2	2	2	3	21	175
12	SD OBS	47	61	31	3	1	4	5	5	4	6	7	23	90
12	MAX OBS	199	272	154	14	6	22	24	27	15	32	28	98	423
12	MIN OBS	1	0	0	0	0	0	0	0	0	0	0	0	27
12	NDLLM OBS	11	9	7	0	0	0	0	0	0	0	1	4	35
12	P(HS)	0.2	0.2	0.2	0.0	0.0	0.0	0.0	0.0	0.0	0.0	0.0	0.1	0.1
12	P(HH)	0.6	0.6	0.5	0.0	0.2	0.2	0.1	0.2	0.3	0.3	0.3	0.4	0.3
12	alfa	1.1	0.8	0.8	0.8	1.8	0.6	0.5	0.8	3.7	1.0	0.7	1.0	1.1
12	beta	5.0	7.0	4.8	4.2	1.0	5.1	13.0	5.3	1.3	5.4	3.2	5.4	5.1
14	MEDIA OBS	104	82	67	11	1	1	2	1	2	3	10	38	323
14	SD OBS	48	68	56	15	2	5	6	4	7	5	18	28	125
14	MAX OBS	189	233	188	58	9	30	24	15	38	16	92	119	619
14	MIN OBS	7	0	0	0	0	0	0	0	0	0	0	0	128
14	NDLLM OBS	16	13	11	3	0	0	0	0	0	1	3	8	55
14	P(HS)	0.3	0.3	0.2	0.1	0.0	0.0	0.0	0.0	0.0	0.0	0.0	0.2	0.1
14	P(HH)	0.7	0.7	0.6	0.3	0.2	0.2	0.4	0.3	0.4	0.3	0.4	0.5	0.4
14	alfa	1.6	0.8	1.0	1.0	1.6	0.9	1.4	1.0	1.2	2.2	1.0	1.0	1.2
14	beta	4.0	8.1	5.6	4.6	1.1	5.7	3.4	3.4	4.0	1.6	3.9	4.7	4.2
16	MEDIA OBS	115	93	68	10	2	1	7	4	2	4	9	42	356
16	SD OBS	67	64	48	13	5	5	27	10	5	11	17	46	134
16	MAX OBS	327	219	154	46	22	21	149	51	20	64	80	202	644
16	MIN OBS	7	0	0	0	0	0	0	0	0	0	0	0	125
16	NDLLM OBS	15	13	11	2	0	0	1	1	0	1	2	7	53
16	P(HS)	0.3	0.3	0.2	0.0	0.0	0.0	0.0	0.0	0.0	0.0	0.1	0.1	0.1
16	P(HH)	0.7	0.6	0.6	0.3	0.1	0.3	0.3	0.2	0.4	0.3	0.3	0.6	0.4
16	alfa	1.8	1.4	1.6	2.0	2.5	2.7	0.8	0.6	1.2	0.7	1.2	1.1	1.5
16	beta	4.3	5.1	3.9	2.9	2.1	1.5	13.5	9.4	3.5	5.3	3.6	5.9	5.1
18	MEDIA OBS	120	86	75	15	2	4	3	4	4	7	17	46	381
18	SD OBS	49	57	54	15	4	9	8	9	9	10	22	32	127
18	MAX OBS	203	220	205	68	20	43	33	38	48	43	103	144	683
18	MIN OBS	39	13	0	0	0	0	0	0	0	0	0	0	175
18	NDLLM OBS	18	14	12	4	1	1	1	1	1	2	4	9	67
18	P(HS)	0.4	0.3	0.3	0.1	0.0	0.0	0.0	0.0	0.0	0.0	0.1	0.1	0.1
18	P(HH)	0.8	0.7	0.7	0.3	0.3	0.3	0.3	0.3	0.3	0.4	0.4	0.5	0.4
18	alfa	1.7	1.3	1.3	1.2	2.6	1.1	2.2	0.5	1.6	1.4	1.2	1.4	1.5
18	beta	3.8	4.8	4.4	3.4	1.0	3.7	2.4	7.2	2.8	2.4	3.7	3.6	3.6
20	MEDIA OBS	91	77	60	11	1	2	7	4	4	5	13	40	316
20	SD OBS	45	50	40	13	4	6	27	8	11	9	17	27	96
20	MAX OBS	169	234	122	59	20	29	150	34	44	38	74	96	561
20	MIN OBS	18	14	0	0	0	0	0	0	0	0	0	0	148
20	NDLLM OBS	16	12	11	3	0	1	1	1	1	1	3	9	59
20	P(HS)	0.3	0.3	0.2	0.1	0.0	0.0	0.0	0.0	0.0	0.0	0.1	0.2	0.1
20	P(HH)	0.7	0.6	0.5	0.4	0.2	0.2	0.4	0.4	0.5	0.3	0.3	0.5	0.4
20	alfa	1.6	1.3	2.0	1.2	0.8	0.8	0.6	0.9	1.6	2.5	1.7	1.5	1.4
20	beta	3.6	4.8	2.7	3.4	4.5	4.3	19.8	5.0	3.4	1.4	2.3	3.2	4.9
23	MEDIA OBS	49	43	28	2	0	1	0	1	0	1	2	14	142
23	SD OBS	46	40	28	5	0	4	2	3	1	3	5	17	88
23	MAX OBS	175	137	105	26	2	24	11	15	7	18	17	55	370

NID ESTACION	PARAMETRO	ENE	FEB	MAR	ABR	MAY	JUN	JUL	AGO	SEP	OCT	NOV	DIC	ANUAL
23	MIN OBS	0	0	0	0	0	0	0	0	0	0	0	0	16
23	NDLLM OBS	7	6	5	1	0	0	0	0	0	0	1	3	23
23	P(HS)	0.2	0.1	0.1	0.0	0.0	0.0	0.0	0.0	0.0	0.0	0.0	0.1	0.0
23	P(HH)	0.4	0.4	0.4	0.1	0.0	0.0	0.5	0.2	0.0	0.3	0.1	0.2	0.2
23	alfa	0.8	1.0	0.8	0.9	0.0	1.2	6.7	2.1	1.1	13.5	2.3	0.8	2.6
23	beta	8.3	7.0	6.7	3.4	0.0	7.1	0.8	3.7	3.9	0.4	1.6	7.6	4.2
24	MEDIA OBS	48	49	26	1	0	1	1	3	1	1	1	14	146
24	SD OBS	42	51	32	6	0	4	3	6	3	4	3	17	87
24	MAX OBS	141	186	129	35	0	21	14	30	11	22	15	70	397
24	MIN OBS	0	0	0	0	0	0	0	0	0	0	0	0	17
24	NDLLM OBS	10	9	6	0	0	0	0	0	0	0	1	3	30
24	P(HS)	0.1	0.2	0.1	0.0	0.0	0.0	0.0	0.0	0.0	0.0	0.0	0.0	0.0
24	P(HH)	0.6	0.6	0.6	0.2	0.0	0.3	0.3	0.2	0.5	0.2	0.2	0.4	0.3
24	alfa	1.0	1.1	0.9	1.9	0.0	0.8	1.0	0.6	1.1	0.6	0.4	0.9	0.9
24	beta	4.7	5.1	5.1	2.3	0.0	3.2	3.4	8.7	2.6	6.0	3.9	4.9	4.2
26	MEDIA OBS	54	49	28	0	0	1	1	3	0	2	1	13	152
26	SD OBS	46	69	43	1	2	4	4	9	2	5	2	17	126
26	MAX OBS	168	335	208	8	9	21	21	40	10	27	9	54	681
26	MIN OBS	0	0	0	0	0	0	0	0	0	0	0	0	16
26	NDLLM OBS	8	7	5	0	0	0	0	0	0	0	0	2	25
26	P(HS)	0.1	0.1	0.1	0.0	0.0	0.0	0.0	0.0	0.0	0.0	0.0	0.0	0.0
26	P(HH)	0.5	0.7	0.5	0.0	0.0	0.0	0.3	0.3	0.2	0.3	0.0	0.4	0.3
26	alfa	1.5	1.0	0.8	0.4	16.0	1.7	1.1	1.1	2.6	1.3	0.6	1.2	2.4
26	beta	4.2	6.8	6.9	5.3	0.3	2.7	3.6	6.9	1.4	4.7	3.0	4.6	4.2
27	MEDIA OBS	0	0	0	0	0	0	0	0	0	0	0	0	1
27	SD OBS	1	1	1	0	0	0	1	1	0	0	0	0	1
27	MAX OBS	4	3	4	0	0	1	4	3	0	1	1	0	4
27	MIN OBS	0	0	0	0	0	0	0	0	0	0	0	0	0
27	NDLLM OBS	0	0	0	0	0	0	0	0	0	0	0	0	1
27	P(HS)	0.0	0.0	0.0	0.0	0.0	0.0	0.0	0.0	0.0	0.0	0.0	0.0	0.0
27	P(HH)	0.2	0.2	0.1	0.0	0.0	0.0	0.3	0.0	0.0	0.0	0.0	0.0	0.1
27	alfa	0.7	1.6	1.7	0.0	0.0	0.0	1.0	0.5	0.0	0.0	0.0	0.0	0.5
27	beta	2.1	0.5	0.7	0.0	0.0	0.0	1.9	1.8	0.0	0.0	0.0	0.0	0.6
29	MEDIA OBS	75	70	54	5	1	2	5	4	2	3	6	25	252
29	SD OBS	46	60	52	7	2	6	15	8	5	6	9	22	126
29	MAX OBS	173	256	213	26	11	32	75	40	23	28	34	83	599
29	MIN OBS	0	6	0	0	0	0	0	0	0	0	0	0	28
29	NDLLM OBS	12	11	9	1	0	0	1	1	1	1	2	6	45
29	P(HS)	0.2	0.3	0.2	0.0	0.0	0.0	0.0	0.0	0.0	0.0	0.0	0.1	0.1
29	P(HH)	0.7	0.6	0.5	0.2	0.1	0.3	0.4	0.3	0.5	0.3	0.3	0.4	0.4
29	alfa	1.8	1.5	1.4	1.6	2.8	1.6	0.9	0.6	1.0	1.5	2.1	1.5	1.5
29	beta	3.5	4.3	4.4	2.2	0.8	2.7	8.9	8.5	3.3	2.5	1.5	2.9	3.8
31	MEDIA OBS	0	0	0	0	0	0	0	0	0	0	0	0	1
31	SD OBS	1	1	1	1	0	0	0	0	0	0	0	0	2
31	MAX OBS	4	4	4	4	0	0	0	3	0	0	0	0	4
31	MIN OBS	0	0	0	0	0	0	0	0	0	0	0	0	0
31	NDLLM OBS	0	0	0	0	0	0	0	0	0	0	0	0	0
31	P(HS)	0.0	0.0	0.0	0.0	0.0	0.0	0.0	0.0	0.0	0.0	0.0	0.0	0.0
31	P(HH)	0.0	0.3	0.2	0.0	0.0	0.0	0.0	0.0	0.0	0.0	0.0	0.0	0.0
31	alfa	0.7	47.5	2.1	0.0	0.0	0.0	0.0	0.0	0.0	0.0	0.0	0.0	4.2
31	beta	2.9	0.0	0.8	0.0	0.0	0.0	0.0	0.0	0.0	0.0	0.0	0.0	0.3

NID ESTACION	PARAMETRO	ENE	FEB	MAR	ABR	MAY	JUN	JUL	AGO	SEP	OCT	NOV	DIC	ANUAL
32	MEDIA OBS	0	0	0	0	0	0	0	0	0	0	0	0	1
32	SD OBS	1	0	1	0	0	0	0	0	0	0	0	0	2
32	MAX OBS	3	0	8	0	0	0	2	2	1	0	0	0	8
32	MIN OBS	0	0	0	0	0	0	0	0	0	0	0	0	0
32	NDLLM OBS	0	0	0	0	0	0	0	0	0	0	0	0	0
32	P(HS)	0.0	0.0	0.0	0.0	0.0	0.0	0.0	0.0	0.0	0.0	0.0	0.0	0.0
32	P(HH)	0.0	0.0	0.0	0.0	0.0	0.0	0.0	0.2	0.0	0.0	0.0	0.0	0.0
32	alfa	1.6	0.0	0.0	0.0	0.0	0.0	4.5	2.2	0.0	0.0	0.0	0.0	0.7
32	beta	0.9	0.0	0.0	0.0	0.0	0.0	0.3	0.5	0.0	0.0	0.0	0.0	0.1
33	MEDIA OBS	47	36	20	1	0	0	1	2	2	0	1	13	122
33	SD OBS	74	37	25	2	0	1	3	5	5	1	1	24	100
33	MAX OBS	413	129	102	10	1	7	13	26	28	5	5	116	538
33	MIN OBS	0	0	0	0	0	0	0	0	0	0	0	0	11
33	NDLLM OBS	9	8	5	0	0	0	0	1	0	0	0	3	27
33	P(HS)	0.1	0.2	0.1	0.0	0.0	0.0	0.0	0.0	0.0	0.0	0.0	0.0	0.0
33	P(HH)	0.6	0.6	0.6	0.1	0.3	0.4	0.4	0.4	0.4	0.2	0.2	0.4	0.4
33	alfa	0.4	0.9	0.9	1.0	2.7	0.6	0.8	1.5	0.5	0.5	2.0	0.6	1.0
33	beta	13.7	4.9	4.3	2.8	0.2	2.3	3.9	2.3	13.4	2.9	0.8	8.1	5.0
34	MEDIA OBS	91	74	62	13	1	1	2	3	1	3	9	27	286
34	SD OBS	56	71	55	15	2	3	6	7	5	6	15	32	160
34	MAX OBS	252	329	193	51	8	16	24	35	23	27	64	108	747
34	MIN OBS	4	0	0	0	0	0	0	0	0	0	0	0	69
34	NDLLM OBS	12	10	9	2	0	0	0	1	0	1	2	4	41
34	P(HS)	0.2	0.2	0.2	0.1	0.0	0.0	0.0	0.0	0.0	0.0	0.0	0.1	0.1
34	P(HH)	0.6	0.6	0.5	0.2	0.3	0.1	0.4	0.3	0.3	0.2	0.2	0.4	0.3
34	alfa	1.2	1.0	1.4	1.1	6.0	3.2	1.9	2.5	15.1	4.1	2.4	1.5	3.5
34	beta	6.3	7.2	5.3	5.0	0.7	1.0	2.6	2.3	0.4	1.2	2.3	4.1	3.2
36	MEDIA OBS	5	5	2	0	0	0	0	1	0	0	0	1	14
36	SD OBS	9	9	4	1	0	0	1	2	1	0	0	2	13
36	MAX OBS	30	42	17	4	1	1	8	13	3	2	1	7	53
36	MIN OBS	0	0	0	0	0	0	0	0	0	0	0	0	2
36	NDLLM OBS	2	2	1	0	0	0	0	0	0	0	0	0	5
36	P(HS)	0.0	0.0	0.0	0.0	0.0	0.0	0.0	0.0	0.0	0.0	0.0	0.0	0.0
36	P(HH)	0.3	0.2	0.2	0.2	0.0	0.0	0.3	0.2	0.3	0.0	0.0	0.1	0.1
36	alfa	0.8	0.5	0.9	13.5	0.0	0.0	0.6	1.4	3.0	0.0	0.0	2.6	1.9
36	beta	3.3	6.0	2.5	0.1	0.0	0.0	4.6	2.9	0.5	0.0	0.0	0.8	1.7
37	MEDIA OBS	11	15	8	0	0	0	1	1	0	0	0	2	39
37	SD OBS	16	21	14	2	0	0	3	5	1	1	0	5	34
37	MAX OBS	56	84	58	8	0	0	17	26	6	4	1	16	156
37	MIN OBS	0	0	0	0	0	0	0	0	0	0	0	0	0
37	NDLLM OBS	3	4	2	0	0	0	0	0	0	0	0	1	10
37	P(HS)	0.1	0.1	0.0	0.0	0.0	0.0	0.0	0.0	0.0	0.0	0.0	0.0	0.0
37	P(HH)	0.3	0.4	0.4	0.0	0.0	0.0	0.3	0.1	0.0	0.0	0.0	0.3	0.2
37	alfa	1.0	1.1	1.3	6.4	0.0	0.0	0.6	1.0	3.5	0.6	0.0	1.0	1.4
37	beta	3.7	3.4	2.8	1.0	0.0	0.0	10.1	5.6	1.1	3.7	0.0	3.0	2.9
41	MEDIA OBS	30	21	11	0	0	0	0	1	0	1	1	4	71
41	SD OBS	34	30	14	1	0	0	1	5	0	3	5	8	56
41	MAX OBS	125	118	48	5	0	0	6	25	0	18	23	32	235
41	MIN OBS	0	0	0	0	0	0	0	0	0	0	0	0	0
41	NDLLM OBS	4	3	2	0	0	0	0	0	0	0	0	1	11
41	P(HS)	0.1	0.1	0.1	0.0	0.0	0.0	0.0	0.0	0.0	0.0	0.0	0.0	0.0

NID ESTACION	PARAMETRO	ENE	FEB	MAR	ABR	MAY	JUN	JUL	AGO	SEP	OCT	NOV	DIC	ANUAL
41	P(HH)	0.3	0.4	0.2	0.3	0.0	0.0	0.0	0.0	0.0	0.5	0.0	0.2	0.2
41	alfa	2.6	1.6	1.9	3.8	0.0	0.0	0.0	0.5	0.0	4.5	1.7	1.4	1.5
41	beta	2.8	4.1	3.0	0.7	0.0	0.0	0.0	15.5	0.0	2.0	3.7	2.8	2.9
43	MEDIA OBS	44	29	22	3	0	1	1	1	1	1	4	12	119
43	SD OBS	33	27	25	5	1	5	3	2	2	2	8	15	62
43	MAX OBS	120	100	100	23	5	30	13	9	10	8	35	42	284
43	MIN OBS	0	0	0	0	0	0	0	0	0	0	0	0	25
43	NDLLM OBS	10	8	6	1	0	0	0	1	1	0	1	4	32
43	P(HS)	0.2	0.2	0.1	0.0	0.0	0.0	0.0	0.0	0.0	0.0	0.0	0.1	0.1
43	P(HH)	0.6	0.5	0.5	0.3	0.3	0.1	0.4	0.3	0.3	0.1	0.2	0.4	0.3
43	alfa	1.1	1.6	1.1	0.8	4.5	0.5	0.7	2.3	1.9	0.9	0.8	1.1	1.5
43	beta	3.9	2.3	3.4	2.9	0.3	12.8	5.2	0.9	1.0	2.4	3.3	3.1	3.5
44	MEDIA OBS	54	32	19	4	0	0	1	1	1	1	3	9	123
44	SD OBS	42	35	21	8	0	1	5	2	2	2	7	14	71
44	MAX OBS	159	128	94	35	0	7	22	11	9	9	28	51	334
44	MIN OBS	0	0	0	0	0	0	0	0	0	0	0	0	7
44	NDLLM OBS	9	6	4	1	0	0	0	0	0	0	1	3	24
44	P(HS)	0.2	0.2	0.1	0.0	0.0	0.0	0.0	0.0	0.0	0.0	0.0	0.0	0.0
44	P(HH)	0.5	0.4	0.4	0.0	0.0	0.0	0.6	0.6	0.2	0.1	0.3	0.4	0.3
44	alfa	0.9	1.0	1.0	0.6	0.0	3.1	0.8	1.6	4.8	1.9	0.6	1.4	1.5
44	beta	6.3	5.1	4.7	10.5	0.0	1.6	7.2	2.3	0.8	2.1	6.7	2.5	4.2
46	MEDIA OBS	12	12	3	2	0	0	1	1	0	0	1	1	32
46	SD OBS	19	23	7	9	0	1	3	3	0	1	4	3	37
46	MAX OBS	66	115	31	52	0	6	17	18	0	5	20	12	139
46	MIN OBS	0	0	0	0	0	0	0	0	0	0	0	0	0
46	NDLLM OBS	2	2	1	1	0	0	0	0	0	0	0	0	7
46	P(HS)	0.1	0.1	0.0	0.0	0.0	0.0	0.0	0.0	0.0	0.0	0.0	0.0	0.0
46	P(HH)	0.3	0.3	0.4	0.2	0.0	0.2	0.5	0.5	0.0	0.0	0.0	0.2	0.2
46	alfa	1.2	0.2	0.9	3.2	0.0	6.3	0.9	0.3	0.0	0.0	28.9	4.1	3.8
46	beta	4.1	24.6	5.5	1.2	0.0	0.4	9.9	13.3	0.0	0.0	0.3	0.7	5.0
48	MEDIA OBS	49	47	25	2	0	0	0	1	0	0	3	11	140
48	SD OBS	59	77	47	6	1	0	2	5	2	1	11	20	133
48	MAX OBS	283	378	200	32	6	0	11	27	12	8	48	69	612
48	MIN OBS	0	0	0	0	0	0	0	0	0	0	0	0	10
48	NDLLM OBS	7	6	4	0	0	0	0	0	0	0	1	1	19
48	P(HS)	0.2	0.1	0.1	0.0	0.0	0.0	0.0	0.0	0.0	0.0	0.0	0.0	0.0
48	P(HH)	0.5	0.4	0.4	0.2	0.0	0.0	0.0	0.2	0.3	0.0	0.2	0.4	0.2
48	alfa	0.8	1.1	0.9	3.6	4.5	0.0	1.6	0.9	3.9	0.0	2.0	1.3	1.7
48	beta	9.0	7.8	7.8	1.3	0.7	0.0	4.2	8.6	1.3	0.0	3.0	6.1	4.1
51	MEDIA OBS	11	10	3	0	0	0	0	0	0	0	0	1	26
51	SD OBS	22	15	6	0	0	0	2	0	0	0	1	3	27
51	MAX OBS	110	68	19	2	1	2	11	0	0	0	5	13	113
51	MIN OBS	0	0	0	0	0	0	0	0	0	0	0	0	0
51	NDLLM OBS	2	2	1	0	0	0	0	0	0	0	0	0	6
51	P(HS)	0.1	0.1	0.0	0.0	0.0	0.0	0.0	0.0	0.0	0.0	0.0	0.0	0.0
51	P(HH)	0.3	0.3	0.2	0.0	0.0	0.0	0.0	0.0	0.0	0.0	0.0	0.3	0.1
51	alfa	0.6	0.9	1.1	0.0	0.0	0.6	0.0	0.0	0.0	0.0	1.0	2.6	0.6
51	beta	7.4	4.8	3.3	0.0	0.0	2.0	0.0	0.0	0.0	0.0	1.8	1.0	1.7
52	MEDIA OBS	38	32	15	1	0	1	1	1	0	1	4	9	102
52	SD OBS	34	33	14	2	0	2	2	2	2	3	8	12	56
52	MAX OBS	162	121	45	8	2	10	8	9	11	11	38	49	284

NID ESTACION	PARAMETRO	ENE	FEB	MAR	ABR	MAY	JUN	JUL	AGO	SEP	OCT	NOV	DIC	ANUAL
52	MIN OBS	3	0	0	0	0	0	0	0	0	0	0	0	6
52	NDLLM OBS	9	7	5	1	0	0	0	0	0	0	1	3	26
52	P(HS)	0.2	0.2	0.1	0.0	0.0	0.0	0.0	0.0	0.0	0.0	0.0	0.1	0.1
52	P(HH)	0.4	0.4	0.4	0.2	0.0	0.1	0.3	0.2	0.0	0.2	0.3	0.3	0.2
52	alfa	0.8	0.8	0.8	1.8	0.0	0.9	2.4	1.4	0.3	1.7	0.6	1.0	1.1
52	beta	5.2	5.9	3.9	0.9	0.0	3.4	1.0	2.2	7.8	1.6	6.6	3.1	3.5
53	MEDIA OBS	61	49	21	4	0	1	1	2	0	1	3	11	155
53	SD OBS	56	63	25	7	0	5	4	6	1	4	8	15	115
53	MAX OBS	217	225	125	26	1	28	22	22	3	22	36	54	477
53	MIN OBS	0	0	0	0	0	0	0	0	0	0	0	0	17
53	NDLLM OBS	8	6	4	1	0	0	0	0	0	0	1	2	22
53	P(HS)	0.2	0.1	0.1	0.0	0.0	0.0	0.0	0.0	0.0	0.0	0.0	0.0	0.0
53	P(HH)	0.5	0.4	0.3	0.1	0.0	0.3	0.3	0.5	0.0	0.3	0.4	0.3	0.3
53	alfa	1.3	1.5	1.3	0.8	0.0	1.4	0.7	4.8	12.5	1.0	0.9	1.1	2.3
53	beta	5.6	5.2	4.6	7.1	0.0	5.4	9.4	1.7	0.2	7.4	4.7	5.1	4.7
54	MEDIA OBS	11	16	6	0	0	0	1	1	1	0	0	2	37
54	SD OBS	17	17	9	0	2	0	3	5	2	0	0	5	27
54	MAX OBS	66	62	42	2	10	2	19	26	11	2	2	22	102
54	MIN OBS	0	0	0	0	0	0	0	0	0	0	0	0	0
54	NDLLM OBS	3	4	2	0	0	0	0	0	0	0	0	1	10
54	P(HS)	0.1	0.1	0.0	0.0	0.0	0.0	0.0	0.0	0.0	0.0	0.0	0.0	0.0
54	P(HH)	0.4	0.4	0.3	0.0	0.3	0.0	0.0	0.3	0.1	0.0	0.0	0.2	0.2
54	alfa	0.9	0.9	0.5	0.0	18.8	0.0	0.0	1.6	1.9	0.0	0.0	1.0	2.1
54	beta	4.0	4.9	6.9	0.0	0.1	0.0	0.0	4.1	1.7	0.0	0.0	2.8	2.0
55	MEDIA OBS	55	41	22	2	0	1	1	1	1	1	2	14	140
55	SD OBS	46	42	23	4	0	2	2	5	3	3	5	20	76
55	MAX OBS	174	126	96	16	2	6	12	28	14	12	25	68	354
55	MIN OBS	2	0	0	0	0	0	0	0	0	0	0	0	44
55	NDLLM OBS	10	7	6	0	0	0	0	0	0	0	1	3	28
55	P(HS)	0.2	0.2	0.1	0.0	0.0	0.0	0.0	0.0	0.0	0.0	0.0	0.1	0.1
55	P(HH)	0.5	0.5	0.4	0.1	0.3	0.2	0.1	0.1	0.0	0.3	0.3	0.3	0.3
55	alfa	1.0	1.0	0.9	0.7	4.1	0.7	0.4	0.4	0.5	2.4	0.7	0.7	1.1
55	beta	5.7	6.0	4.5	4.8	0.2	2.3	6.4	11.2	6.5	1.7	4.9	5.7	5.0
56	MEDIA OBS	53	42	29	4	0	1	1	1	1	1	3	16	150
56	SD OBS	47	52	32	7	1	2	3	4	4	2	6	23	112
56	MAX OBS	176	164	133	31	4	12	15	17	21	9	24	94	493
56	MIN OBS	0	0	0	0	0	0	0	0	0	0	0	0	10
56	NDLLM OBS	8	6	5	1	0	0	0	0	0	0	1	3	24
56	P(HS)	0.2	0.2	0.1	0.0	0.0	0.0	0.0	0.0	0.0	0.0	0.0	0.1	0.0
56	P(HH)	0.4	0.4	0.4	0.2	0.0	0.0	0.3	0.4	0.2	0.0	0.1	0.3	0.2
56	alfa	1.5	1.3	1.6	1.2	0.0	1.3	0.9	2.7	1.3	2.4	3.9	1.0	1.6
56	beta	4.5	5.2	3.6	3.5	0.0	4.3	5.4	1.6	2.8	2.0	1.5	6.5	3.4
57	MEDIA OBS	8	9	5	0	0	0	1	1	0	0	0	1	27
57	SD OBS	18	12	9	1	0	1	3	3	2	1	0	3	31
57	MAX OBS	95	44	35	4	0	5	16	17	11	5	0	18	154
57	MIN OBS	0	0	0	0	0	0	0	0	0	0	0	0	0
57	NDLLM OBS	3	4	2	0	0	0	0	0	0	0	0	1	10
57	P(HS)	0.1	0.1	0.0	0.0	0.0	0.0	0.0	0.0	0.0	0.0	0.0	0.0	0.0
57	P(HH)	0.4	0.3	0.4	0.0	0.0	0.1	0.2	0.2	0.3	0.0	0.0	0.2	0.2
57	alfa	0.8	0.7	0.7	1.8	0.0	3.1	0.4	0.8	0.4	2.3	0.0	1.9	1.1

NID ESTACION	PARAMETRO	ENE	FEB	MAR	ABR	MAY	JUN	JUL	AGO	SEP	OCT	NOV	DIC	ANUAL
57	beta	3.7	3.8	3.6	1.2	0.0	0.5	11.4	8.5	9.4	1.2	0.0	1.1	3.7
58	MEDIA OBS	45	37	24	1	1	1	1	2	1	1	3	10	128
58	SD OBS	39	42	26	4	1	3	2	9	3	4	6	14	79
58	MAX OBS	131	150	118	17	5	10	8	52	14	19	21	54	385
58	MIN OBS	0	0	0	0	0	0	0	0	0	0	0	0	34
58	NDLLM OBS	9	7	6	1	0	1	0	0	0	0	1	3	29
58	P(HS)	0.2	0.2	0.1	0.0	0.0	0.0	0.0	0.0	0.0	0.0	0.0	0.0	0.1
58	P(HH)	0.6	0.5	0.4	0.3	0.0	0.2	0.1	0.3	0.2	0.3	0.2	0.3	0.3
58	alfa	0.8	1.1	1.1	0.6	1.5	1.4	0.7	0.4	1.3	0.7	1.1	0.9	1.0
58	beta	6.3	4.6	3.4	3.2	1.2	1.5	3.2	12.1	2.1	5.3	4.1	4.0	4.3
59	MEDIA OBS	10	5	4	0	0	0	0	2	0	0	1	1	22
59	SD OBS	13	7	6	1	0	0	1	6	0	0	2	2	18
59	MAX OBS	52	23	21	5	0	2	6	34	1	1	7	7	70
59	MIN OBS	0	0	0	0	0	0	0	0	0	0	0	0	0
59	NDLLM OBS	4	2	2	0	0	0	0	0	0	0	0	1	10
59	P(HS)	0.1	0.1	0.0	0.0	0.0	0.0	0.0	0.0	0.0	0.0	0.0	0.0	0.0
59	P(HH)	0.3	0.3	0.2	0.1	0.3	0.0	0.0	0.3	0.0	0.0	0.1	0.2	0.1
59	alfa	0.6	0.8	0.8	0.7	0.0	0.6	0.8	0.5	0.0	0.0	1.1	2.0	0.0
59	beta	4.3	2.8	2.9	1.5	0.0	0.8	4.2	12.9	0.0	0.0	1.6	0.8	2.7
60	MEDIA OBS	13	9	6	0	0	0	0	2	1	0	0	2	33
60	SD OBS	18	13	11	1	0	0	2	8	3	0	0	5	29
60	MAX OBS	73	47	33	7	0	1	13	36	17	2	2	23	109
60	MIN OBS	0	0	0	0	0	0	0	0	0	0	0	0	0
60	NDLLM OBS	3	2	1	0	0	0	0	0	0	0	0	0	7
60	P(HS)	0.1	0.1	0.0	0.0	0.0	0.0	0.0	0.0	0.0	0.0	0.0	0.0	0.0
60	P(HH)	0.3	0.3	0.3	0.2	0.0	0.0	0.0	0.3	0.5	0.0	0.0	0.2	0.2
60	alfa	0.8	1.0	0.9	0.6	0.0	0.0	0.0	6.4	16.1	0.0	0.0	3.7	2.4
60	beta	5.5	4.3	5.6	4.3	0.0	0.0	0.0	3.2	0.5	0.0	0.0	1.0	2.0
62	MEDIA OBS	0	1	0	0	0	0	0	0	0	0	0	0	1
62	SD OBS	0	3	0	0	0	0	0	0	0	0	0	0	3
62	MAX OBS	1	15	0	0	0	1	0	0	0	0	0	0	15
62	MIN OBS	0	0	0	0	0	0	0	0	0	0	0	0	0
62	NDLLM OBS	0	0	0	0	0	0	0	0	0	0	0	0	1
62	P(HS)	0.0	0.0	0.0	0.0	0.0	0.0	0.0	0.0	0.0	0.0	0.0	0.0	0.0
62	P(HH)	0.1	0.1	0.0	0.0	0.0	0.0	0.0	0.0	0.0	0.0	0.0	0.0	0.0
62	alfa	1.5	0.4	0.0	0.0	0.0	0.0	0.0	0.0	0.0	0.0	0.0	0.0	0.2
62	beta	0.4	4.7	0.0	0.0	0.0	0.0	0.0	0.0	0.0	0.0	0.0	0.0	0.4
63	MEDIA OBS	1	0	0	0	0	0	0	0	0	0	0	0	2
63	SD OBS	3	0	0	0	2	0	1	0	0	0	0	0	4
63	MAX OBS	13	0	1	1	11	1	5	1	0	0	0	2	19
63	MIN OBS	0	0	0	0	0	0	0	0	0	0	0	0	0
63	NDLLM OBS	0	0	0	0	0	0	0	0	0	0	0	0	1
63	P(HS)	0.0	0.0	0.0	0.0	0.0	0.0	0.0	0.0	0.0	0.0	0.0	0.0	0.0
63	P(HH)	0.1	0.0	0.3	0.5	0.5	0.0	0.1	0.0	0.0	0.0	0.0	0.5	0.2
63	alfa	0.8	2.7	42.3	1.4	4.5	7.4	0.6	0.7	4.5	0.0	0.0	2.2	5.6
63	beta	2.9	0.1	0.0	0.2	1.2	0.1	1.9	0.4	0.0	0.0	0.0	0.4	0.6
66	MEDIA OBS	39	29	17	2	0	2	1	1	0	0	1	9	101
66	SD OBS	35	33	24	3	1	6	2	2	1	1	2	11	65
66	MAX OBS	118	130	114	15	4	31	6	8	5	4	10	41	316
66	MIN OBS	0	0	0	0	0	0	0	0	0	0	0	0	20
66	NDLLM OBS	9	7	5	1	0	0	0	0	0	0	1	3	25
66	P(HS)	0.2	0.1	0.1	0.0	0.0	0.0	0.0	0.0	0.0	0.0	0.0	0.1	0.0

NID ESTACION	PARAMETRO	ENE	FEB	MAR	ABR	MAY	JUN	JUL	AGO	SEP	OCT	NOV	DIC	ANUAL
66	P(HH)	0.5	0.5	0.4	0.1	0.0	0.2	0.3	0.3	0.2	0.3	0.3	0.3	0.3
66	alfa	1.0	0.9	0.5	1.0	1.2	2.5	2.3	1.4	1.2	1.9	0.8	0.9	1.3
66	beta	4.7	5.2	7.2	2.6	1.3	1.8	0.9	1.3	1.6	1.0	2.3	3.9	2.8
67	MEDIA OBS	11	4	3	0	0	1	1	1	0	0	0	1	21
67	SD OBS	25	8	6	0	1	3	5	3	0	1	0	2	29
67	MAX OBS	126	41	26	2	3	12	26	15	2	3	0	8	136
67	MIN OBS	0	0	0	0	0	0	0	0	0	0	0	0	1
67	NDLLM OBS	2	1	1	0	0	0	0	0	0	0	0	0	5
67	P(HS)	0.0	0.0	0.0	0.0	0.0	0.0	0.0	0.0	0.0	0.0	0.0	0.0	0.0
67	P(HH)	0.3	0.2	0.1	0.0	0.0	0.0	0.7	0.0	0.0	0.0	0.0	0.2	0.1
67	alfa	0.8	1.5	0.9	0.0	2.0	1.8	1.7	1.8	0.0	0.0	0.0	5.9	1.4
67	beta	6.4	2.2	5.4	0.0	1.0	3.1	5.1	3.0	0.0	0.0	0.0	0.5	2.2
68	MEDIA OBS	30	23	14	0	1	3	1	1	0	0	0	6	79
68	SD OBS	53	33	39	0	4	6	3	2	1	1	0	10	108
68	MAX OBS	249	140	201	1	14	27	14	9	7	4	2	40	609
68	MIN OBS	0	0	0	0	0	0	0	0	0	0	0	0	0
68	NDLLM OBS	5	5	2	0	0	1	0	0	0	0	0	1	14
68	P(HS)	0.1	0.1	0.0	0.0	0.0	0.0	0.0	0.0	0.0	0.0	0.0	0.0	0.0
68	P(HH)	0.4	0.5	0.2	0.0	0.0	0.1	0.3	0.0	0.0	0.0	0.0	0.2	0.1
68	alfa	0.7	1.0	1.1	0.0	1.3	1.3	0.9	4.7	1.9	5.6	4.5	1.2	2.0
68	beta	8.6	4.8	6.1	0.0	3.8	4.0	2.6	0.8	1.8	0.5	0.3	4.3	3.2
69	MEDIA OBS	51	39	20	2	1	1	1	5	1	2	3	15	139
69	SD OBS	45	41	24	3	2	4	2	15	2	7	5	30	81
69	MAX OBS	170	157	87	10	9	20	10	67	10	39	17	159	352
69	MIN OBS	0	0	0	0	0	0	0	0	0	0	0	0	32
69	NDLLM OBS	8	7	4	1	0	0	0	1	0	0	1	2	25
69	P(HS)	0.2	0.2	0.1	0.0	0.0	0.0	0.0	0.0	0.0	0.0	0.0	0.1	0.0
69	P(HH)	0.5	0.5	0.4	0.2	0.1	0.1	0.3	0.3	0.2	0.4	0.2	0.2	0.3
69	alfa	0.9	0.9	0.6	1.5	0.6	1.7	0.5	0.2	1.1	0.3	1.3	0.6	0.8
69	beta	7.0	6.2	7.8	1.4	3.9	3.3	3.9	39.8	2.8	19.2	3.0	11.6	9.2
70	MEDIA OBS	42	40	14	1	1	3	1	1	1	1	2	9	117
70	SD OBS	39	43	15	3	3	7	3	3	3	2	6	11	64
70	MAX OBS	146	181	66	11	16	35	13	14	14	6	35	39	266
70	MIN OBS	1	0	0	0	0	0	0	0	0	0	0	0	11
70	NDLLM OBS	9	7	4	1	0	1	0	0	0	0	1	3	26
70	P(HS)	0.2	0.2	0.1	0.0	0.0	0.0	0.0	0.0	0.0	0.0	0.0	0.0	0.0
70	P(HH)	0.5	0.6	0.3	0.3	0.2	0.3	0.5	0.2	0.3	0.2	0.3	0.3	0.3
70	alfa	0.8	1.0	0.9	2.1	3.6	0.7	0.9	0.6	2.6	1.9	0.3	0.7	1.3
70	beta	6.2	5.8	4.1	1.2	0.6	5.1	2.8	5.6	1.4	1.0	11.2	4.9	4.2
72	MEDIA OBS	23	20	10	1	0	1	0	1	0	1	2	7	66
72	SD OBS	24	25	10	3	2	2	0	3	1	2	5	9	47
72	MAX OBS	83	98	40	14	10	8	2	10	6	8	27	35	195
72	MIN OBS	0	0	0	0	0	0	0	0	0	0	0	0	0
72	NDLLM OBS	5	4	2	0	0	0	0	0	0	0	1	2	15
72	P(HS)	0.1	0.1	0.1	0.0	0.0	0.0	0.0	0.0	0.0	0.0	0.0	0.0	0.0
72	P(HH)	0.3	0.3	0.3	0.1	0.0	0.2	0.0	0.3	0.1	0.1	0.2	0.2	0.2
72	alfa	1.6	1.6	1.4	1.2	1.3	1.3	1.9	1.0	1.1	1.0	0.7	0.8	1.2
72	beta	3.2	2.9	2.9	2.3	4.0	1.2	0.6	2.9	1.9	3.4	5.4	5.1	3.0
73	MEDIA OBS	23	16	9	0	1	0	1	1	0	0	2	6	59
73	SD OBS	26	19	14	1	2	1	3	2	1	2	3	8	41

NID ESTACION	PARAMETRO	ENE	FEB	MAR	ABR	MAY	JUN	JUL	AGO	SEP	OCT	NOV	DIC	ANUAL
73	MAX OBS	85	73	58	4	9	4	17	7	4	9	12	32	165
73	MIN OBS	0	0	0	0	0	0	0	0	0	0	0	0	4
73	NDLLM OBS	5	3	2	0	0	0	0	0	0	0	0	1	14
73	P(HS)	0.1	0.1	0.0	0.0	0.0	0.0	0.0	0.0	0.0	0.0	0.0	0.0	0.0
73	P(HH)	0.4	0.3	0.3	0.0	0.0	0.1	0.3	0.2	0.3	0.0	0.1	0.2	0.2
73	alfa	1.3	1.1	1.6	1.1	2.2	3.8	1.8	5.2	1.2	10.6	2.4	1.1	2.8
73	beta	3.4	4.3	2.6	1.8	1.1	0.6	1.5	0.5	0.9	0.7	1.9	3.7	1.9
74	MEDIA OBS	17	16	12	0	1	1	1	1	1	0	0	1	51
74	SD OBS	24	26	22	0	2	3	4	3	3	1	1	4	49
74	MAX OBS	100	125	121	1	7	13	20	12	17	5	3	20	257
74	MIN OBS	0	0	0	0	0	0	0	0	0	0	0	0	2
74	NDLLM OBS	3	3	3	0	0	0	0	0	0	0	0	1	11
74	P(HS)	0.1	0.1	0.0	0.0	0.0	0.0	0.0	0.0	0.0	0.0	0.0	0.0	0.0
74	P(HH)	0.4	0.3	0.4	0.0	0.1	0.3	0.3	0.3	0.1	0.0	0.0	0.2	0.2
74	alfa	0.6	0.8	0.8	0.0	2.6	2.4	0.6	1.8	2.4	0.0	0.0	1.5	1.1
74	beta	7.9	6.4	5.9	0.0	1.2	0.9	8.1	2.1	2.0	0.0	0.0	1.7	3.0
75	MEDIA OBS	24	21	9	0	0	0	2	0	0	0	1	8	66
75	SD OBS	26	28	13	1	1	0	8	1	1	1	1	14	41
75	MAX OBS	91	106	57	3	7	2	44	3	4	7	6	72	166
75	MIN OBS	0	0	0	0	0	0	0	0	0	0	0	0	10
75	NDLLM OBS	9	7	5	1	0	0	0	0	0	0	1	3	26
75	P(HS)	0.2	0.2	0.1	0.0	0.0	0.0	0.0	0.0	0.0	0.0	0.0	0.1	0.1
75	P(HH)	0.4	0.5	0.4	0.2	0.0	0.2	0.2	0.2	0.3	0.1	0.1	0.2	0.2
75	alfa	0.3	0.4	0.3	0.7	0.6	0.9	0.3	1.6	0.5	0.5	0.7	0.4	0.6
75	beta	8.2	8.2	6.9	0.9	4.4	0.6	19.8	0.5	1.7	3.4	1.0	6.2	5.2
76	MEDIA OBS	0	0	0	0	0	0	0	0	0	0	0	0	0
76	SD OBS	1	0	0	0	0	0	0	0	0	0	0	0	1
76	MAX OBS	3	0	0	1	1	0	0	0	0	0	0	0	3
76	MIN OBS	0	0	0	0	0	0	0	0	0	0	0	0	0
76	NDLLM OBS	0	0	0	0	0	0	0	0	0	0	0	0	0
76	P(HS)	0.0	0.0	0.0	0.0	0.0	0.0	0.0	0.0	0.0	0.0	0.0	0.0	0.0
76	P(HH)	0.0	0.0	0.0	0.0	0.0	0.0	0.0	0.0	0.0	0.0	0.0	0.0	0.0
76	alfa	0.9	0.0	0.0	0.0	0.0	0.0	0.0	0.0	0.0	0.0	0.0	0.0	0.1
76	beta	1.6	0.0	0.0	0.0	0.0	0.0	0.0	0.0	0.0	0.0	0.0	0.0	0.1
77	MEDIA OBS	22	19	10	1	1	1	0	1	1	0	0	8	64
77	SD OBS	23	25	14	2	2	3	1	2	2	2	1	17	38
77	MAX OBS	83	81	55	9	10	12	7	9	10	8	6	76	178
77	MIN OBS	0	0	0	0	0	0	0	0	0	0	0	0	15
77	NDLLM OBS	4	3	2	0	0	1	0	1	1	0	0	1	13
77	P(HS)	0.1	0.1	0.1	0.0	0.0	0.0	0.0	0.0	0.0	0.0	0.0	0.0	0.0
77	P(HH)	0.3	0.3	0.2	0.1	0.1	0.2	0.3	0.2	0.4	0.5	0.2	0.3	0.3
77	alfa	1.7	1.6	1.6	1.9	1.8	2.3	0.7	1.4	1.2	6.0	5.7	1.5	2.3
77	beta	3.0	3.6	2.8	1.5	1.6	1.0	2.1	1.3	1.2	0.5	0.6	4.1	2.0
79	MEDIA OBS	9	5	4	0	0	0	0	0	1	0	0	2	22
79	SD OBS	13	9	8	1	0	0	2	1	2	1	0	7	21
79	MAX OBS	58	42	28	8	2	1	10	7	12	4	2	33	86
79	MIN OBS	0	0	0	0	0	0	0	0	0	0	0	0	0
79	NDLLM OBS	2	2	1	0	0	0	0	0	0	0	0	1	7
79	P(HS)	0.1	0.0	0.0	0.0	0.0	0.0	0.0	0.0	0.0	0.0	0.0	0.0	0.0
79	P(HH)	0.2	0.2	0.3	0.0	0.0	0.0	0.5	0.2	0.1	0.0	0.0	0.2	0.1

NID ESTACION	PARAMETRO	ENE	FEB	MAR	ABR	MAY	JUN	JUL	AGO	SEP	OCT	NOV	DIC	ANUAL
79	alfa	0.7	0.9	1.0	1.7	5.4	0.0	12.5	0.8	9.5	3.5	0.0	1.6	3.1
79	beta	5.8	3.2	3.2	3.1	0.2	0.0	0.4	2.3	0.4	0.8	0.0	2.4	1.8
80	MEDIA OBS	10	8	2	0	1	1	0	0	1	0	1	1	26
80	SD OBS	17	12	3	0	2	6	0	1	2	2	4	4	27
80	MAX OBS	75	49	13	1	10	35	0	3	10	9	21	18	110
80	MIN OBS	0	0	0	0	0	0	0	0	0	0	0	0	0
80	NDLLM OBS	2	2	1	0	0	0	0	0	0	0	0	0	7
80	P(HS)	0.0	0.1	0.0	0.0	0.0	0.0	0.0	0.0	0.0	0.0	0.0	0.0	0.0
80	P(HH)	0.3	0.3	0.3	0.0	0.2	0.2	0.0	0.0	0.0	0.3	0.0	0.0	0.1
80	alfa	0.6	1.0	2.2	0.0	1.1	0.9	0.0	2.6	9.1	8.6	0.4	1.8	2.4
80	beta	7.5	4.0	0.9	0.0	3.8	5.2	0.0	0.7	0.9	0.5	17.6	2.8	3.7
81	MEDIA OBS	9	7	6	0	1	1	1	1	0	0	0	1	26
81	SD OBS	14	11	10	0	3	2	3	2	1	0	0	4	20
81	MAX OBS	53	43	43	2	10	5	16	12	7	0	1	16	81
81	MIN OBS	0	0	0	0	0	0	0	0	0	0	0	0	3
81	NDLLM OBS	2	2	1	0	0	0	0	0	0	0	0	0	6
81	P(HS)	0.0	0.0	0.0	0.0	0.0	0.0	0.0	0.0	0.0	0.0	0.0	0.0	0.0
81	P(HH)	0.3	0.3	0.3	0.0	0.3	0.1	0.5	0.1	0.0	0.0	0.0	0.0	0.1
81	alfa	0.8	1.5	0.8	12.5	1.9	10.7	14.2	5.8	0.9	0.0	0.0	1.6	4.2
81	beta	5.8	2.8	5.6	0.1	2.4	0.3	0.6	0.7	2.6	0.0	0.0	3.7	2.0
82	MEDIA OBS	15	11	5	0	1	1	1	1	1	0	0	1	37
82	SD OBS	24	27	8	1	1	2	4	2	3	1	0	3	41
82	MAX OBS	106	142	30	7	7	8	22	11	17	6	2	14	208
82	MIN OBS	0	0	0	0	0	0	0	0	0	0	0	0	2
82	NDLLM OBS	2	2	2	0	0	1	0	0	0	0	0	0	8
82	P(HS)	0.1	0.1	0.0	0.0	0.0	0.0	0.0	0.0	0.0	0.0	0.0	0.0	0.0
82	P(HH)	0.3	0.3	0.2	0.0	0.2	0.2	0.3	0.1	0.1	0.0	0.0	0.1	0.1
82	alfa	0.4	0.6	1.1	2.7	1.2	1.7	0.8	1.2	1.8	4.8	0.0	0.7	1.4
82	beta	16.2	9.9	3.1	1.5	1.7	1.0	4.7	2.1	1.9	0.9	0.0	4.7	4.0
83	MEDIA OBS	17	20	15	0	1	2	0	1	1	0	0	3	61
83	SD OBS	20	28	22	0	4	3	1	3	3	1	1	7	42
83	MAX OBS	70	102	92	2	18	11	5	14	15	7	4	32	176
83	MIN OBS	0	0	0	0	0	0	0	0	0	0	0	0	3
83	NDLLM OBS	4	4	3	0	0	1	0	0	0	0	0	1	13
83	P(HS)	0.1	0.1	0.0	0.0	0.0	0.0	0.0	0.0	0.0	0.0	0.0	0.0	0.0
83	P(HH)	0.4	0.4	0.5	0.0	0.1	0.1	0.5	0.2	0.1	0.5	0.3	0.3	0.3
83	alfa	0.9	1.2	0.8	9.0	1.4	1.2	2.1	0.5	1.4	24.5	1.0	1.3	3.8
83	beta	5.3	4.4	6.3	0.2	3.4	2.5	1.1	4.7	2.4	0.1	1.6	3.1	2.9
84	MEDIA OBS	38	28	14	1	1	1	0	2	1	1	2	13	103
84	SD OBS	35	31	19	4	2	2	1	4	3	3	4	21	61
84	MAX OBS	113	124	82	16	7	10	6	19	15	14	17	92	245
84	MIN OBS	0	0	0	0	0	0	0	0	0	0	0	0	11
84	NDLLM OBS	8	6	4	1	0	0	0	1	0	0	0	3	24
84	P(HS)	0.2	0.1	0.1	0.0	0.0	0.0	0.0	0.0	0.0	0.0	0.0	0.1	0.0
84	P(HH)	0.4	0.5	0.3	0.1	0.0	0.2	0.2	0.2	0.1	0.0	0.2	0.3	0.2
84	alfa	1.3	1.3	1.3	1.7	1.4	0.6	1.3	0.9	1.0	0.7	1.8	1.5	1.2
84	beta	3.6	3.6	2.9	1.8	2.4	3.3	1.1	3.3	3.0	6.1	2.1	3.1	3.0
85	MEDIA OBS	6	4	3	0	0	1	0	1	0	0	0	1	17
85	SD OBS	8	9	5	1	2	1	2	4	1	1	0	3	14
85	MAX OBS	29	42	19	3	9	6	9	24	6	6	0	14	50

NID ESTACION	PARAMETRO	ENE	FEB	MAR	ABR	MAY	JUN	JUL	AGO	SEP	OCT	NOV	DIC	ANUAL
85	MIN OBS	0	0	0	0	0	0	0	0	0	0	0	0	0
85	NDLLM OBS	2	1	1	0	0	0	0	0	0	0	0	0	6
85	P(HS)	0.0	0.0	0.0	0.0	0.0	0.0	0.0	0.0	0.0	0.0	0.0	0.0	0.0
85	P(HH)	0.2	0.2	0.2	0.0	0.0	0.1	0.3	0.1	0.3	0.5	0.0	0.1	0.2
85	alfa	0.8	0.5	0.9	1.6	0.7	1.8	1.2	1.1	1.4	2.4	0.0	1.0	1.1
85	beta	3.9	6.6	2.8	0.8	4.3	1.3	2.6	4.7	1.6	1.1	0.0	4.7	2.9
86	MEDIA OBS	5	5	2	0	0	1	0	0	0	0	0	1	15
86	SD OBS	8	7	4	0	1	2	0	0	1	1	1	4	13
86	MAX OBS	30	26	17	2	4	7	0	3	6	6	7	15	44
86	MIN OBS	0	0	0	0	0	0	0	0	0	0	0	0	0
86	NDLLM OBS	2	2	1	0	0	0	0	0	0	0	0	0	5
86	P(HS)	0.0	0.0	0.0	0.0	0.0	0.0	0.0	0.0	0.0	0.0	0.0	0.0	0.0
86	P(HH)	0.2	0.2	0.1	0.0	0.0	0.2	0.0	0.0	0.3	0.3	0.0	0.1	0.1
86	alfa	0.9	1.4	0.8	4.5	1.9	1.9	0.0	3.0	1.9	2.4	0.7	0.7	1.7
86	beta	3.0	2.3	2.9	0.2	1.2	1.2	0.0	0.6	1.4	0.9	5.3	4.9	2.0
87	MEDIA OBS	42	36	20	0	1	1	0	2	1	0	1	7	112
87	SD OBS	45	61	28	1	2	2	2	4	3	2	3	14	95
87	MAX OBS	156	271	109	4	5	8	10	14	15	12	10	66	350
87	MIN OBS	0	0	0	0	0	0	0	0	0	0	0	0	0
87	NDLLM OBS	6	5	4	0	0	1	0	1	1	0	0	2	20
87	P(HS)	0.1	0.1	0.1	0.0	0.0	0.0	0.0	0.0	0.0	0.0	0.0	0.0	0.0
87	P(HH)	0.5	0.5	0.3	0.2	0.0	0.1	0.2	0.3	0.1	0.2	0.2	0.3	0.2
87	alfa	1.0	0.9	1.5	1.5	2.3	1.0	0.7	0.7	1.3	0.7	1.7	1.4	1.2
87	beta	6.8	8.1	3.4	1.0	0.9	1.9	2.8	3.1	1.8	3.8	2.6	3.2	3.3
89	MEDIA OBS	25	18	14	0	1	1	0	1	0	0	0	3	64
89	SD OBS	41	34	28	1	2	4	1	2	1	1	0	13	71
89	MAX OBS	148	130	150	8	6	21	7	12	3	5	1	73	298
89	MIN OBS	0	0	0	0	0	0	0	0	0	0	0	0	1
89	NDLLM OBS	3	3	2	0	0	0	0	0	0	0	0	1	10
89	P(HS)	0.1	0.1	0.0	0.0	0.0	0.0	0.0	0.0	0.0	0.0	0.0	0.0	0.0
89	P(HH)	0.4	0.4	0.4	0.3	0.0	0.1	0.0	0.1	0.0	0.3	0.5	0.2	0.2
89	alfa	0.8	0.8	1.5	0.7	3.4	1.1	0.6	0.5	2.2	1.3	24.5	0.7	3.2
89	beta	8.7	7.7	4.6	3.0	1.1	3.9	4.6	6.4	0.7	1.3	0.0	7.4	4.1
90	MEDIA OBS	48	52	29	1	2	2	1	1	2	0	1	8	148
90	SD OBS	58	63	31	2	6	7	2	3	7	1	5	19	94
90	MAX OBS	191	228	117	5	27	38	12	15	39	4	25	94	389
90	MIN OBS	0	0	0	0	0	0	0	0	0	0	0	0	14
90	NDLLM OBS	7	7	5	1	1	1	0	0	1	0	0	2	24
90	P(HS)	0.1	0.1	0.1	0.0	0.0	0.0	0.0	0.0	0.0	0.0	0.0	0.0	0.0
90	P(HH)	0.5	0.5	0.4	0.1	0.4	0.2	0.1	0.2	0.2	0.2	0.2	0.4	0.3
90	alfa	0.9	0.9	1.1	1.6	1.1	0.7	0.6	1.2	0.9	3.4	1.4	0.8	1.2
90	beta	8.1	8.7	5.3	1.0	2.5	4.3	5.3	2.1	4.0	0.6	4.2	5.8	4.3
91	MEDIA OBS	9	9	4	0	0	1	0	1	1	0	1	3	29
91	SD OBS	17	17	7	0	1	3	0	2	3	1	2	7	29
91	MAX OBS	71	68	23	2	3	18	1	13	14	6	13	38	97
91	MIN OBS	0	0	0	0	0	0	0	0	0	0	0	0	0
91	NDLLM OBS	2	2	1	0	0	0	0	0	0	0	0	1	8
91	P(HS)	0.0	0.1	0.0	0.0	0.0	0.0	0.0	0.0	0.0	0.0	0.0	0.0	0.0
91	P(HH)	0.3	0.2	0.4	0.0	0.0	0.2	0.0	0.3	0.0	0.0	0.0	0.1	0.1
91	alfa	0.6	0.8	0.9	0.0	1.0	2.1	2.0	0.7	0.9	1.5	0.5	1.3	1.0

NID ESTACION	PARAMETRO	ENE	FEB	MAR	ABR	MAY	JUN	JUL	AGO	SEP	OCT	NOV	DIC	ANUAL
91	beta	6.7	5.1	3.5	0.0	1.4	1.7	0.3	6.0	5.4	2.3	7.7	3.5	3.6
92	MEDIA OBS	26	26	14	0	1	2	0	2	1	0	1	3	76
92	SD OBS	43	40	17	1	3	4	1	5	3	2	2	7	56
92	MAX OBS	177	159	63	3	11	22	6	22	15	12	8	33	219
92	MIN OBS	0	0	0	0	0	0	0	0	0	0	0	0	6
92	NDLLM OBS	4	4	3	0	0	0	0	0	0	0	0	1	13
92	P(HS)	0.1	0.1	0.0	0.0	0.0	0.0	0.0	0.0	0.0	0.0	0.0	0.0	0.0
92	P(HH)	0.4	0.4	0.4	0.0	0.2	0.3	0.0	0.2	0.2	0.5	0.2	0.3	0.2
92	alfa	0.8	0.7	0.9	1.8	1.4	1.5	7.2	1.2	1.0	18.0	1.4	1.1	3.1
92	beta	8.3	10.9	6.0	0.6	2.3	2.7	0.7	4.0	3.0	0.3	2.5	4.3	3.8
93	MEDIA OBS	11	7	10	0	1	1	0	1	0	0	0	1	32
93	SD OBS	18	13	21	0	2	3	0	2	1	1	0	2	32
93	MAX OBS	59	52	95	2	9	13	0	10	6	4	2	10	147
93	MIN OBS	0	0	0	0	0	0	0	0	0	0	0	0	1
93	NDLLM OBS	2	2	2	0	0	0	0	0	0	0	0	0	7
93	P(HS)	0.0	0.0	0.0	0.0	0.0	0.0	0.0	0.0	0.0	0.0	0.0	0.0	0.0
93	P(HH)	0.3	0.3	0.4	0.0	0.1	0.2	0.0	0.2	0.0	0.5	0.5	0.1	0.2
93	alfa	0.7	1.1	0.7	4.1	2.3	3.1	0.0	1.4	1.5	2.7	4.5	1.6	2.0
93	beta	7.0	3.7	7.8	0.3	1.4	1.1	0.0	2.4	1.7	0.6	0.2	1.6	2.3
95	MEDIA OBS	20	19	14	0	1	1	0	2	1	0	0	2	60
95	SD OBS	34	30	34	1	1	4	1	5	2	1	0	5	64
95	MAX OBS	121	126	190	4	6	18	3	18	9	8	2	19	324
95	MIN OBS	0	0	0	0	0	0	0	0	0	0	0	0	3
95	NDLLM OBS	3	3	3	0	0	0	0	0	0	0	0	1	12
95	P(HS)	0.1	0.1	0.1	0.0	0.0	0.0	0.0	0.0	0.0	0.0	0.0	0.0	0.0
95	P(HH)	0.4	0.3	0.3	0.2	0.3	0.1	0.0	0.2	0.1	0.3	0.2	0.2	0.2
95	alfa	0.6	0.8	0.7	1.3	0.9	1.8	1.3	1.2	0.8	1.2	2.1	1.4	1.2
95	beta	10.5	7.6	8.3	0.7	1.6	1.9	1.2	4.0	2.4	2.2	0.3	2.2	3.6
96	MEDIA OBS	14	10	6	0	1	0	0	0	0	0	0	5	36
96	SD OBS	23	16	9	1	3	1	0	1	1	1	1	11	35
96	MAX OBS	115	58	33	3	17	4	1	5	7	6	3	44	154
96	MIN OBS	0	0	0	0	0	0	0	0	0	0	0	0	1
96	NDLLM OBS	4	3	2	0	0	0	0	0	0	0	0	1	11
96	P(HS)	0.1	0.1	0.0	0.0	0.0	0.0	0.0	0.0	0.0	0.0	0.0	0.0	0.0
96	P(HH)	0.4	0.4	0.3	0.0	0.0	0.1	0.0	0.1	0.2	0.0	0.0	0.2	0.1
96	alfa	0.7	0.6	0.7	0.8	0.5	0.8	1.3	1.3	0.5	2.6	1.4	0.6	1.0
96	beta	5.3	4.6	4.6	1.6	7.6	1.5	0.6	1.1	3.8	1.6	0.9	6.0	3.3
97	MEDIA OBS	1	1	2	0	0	1	0	0	0	0	0	0	6
97	SD OBS	3	2	4	0	1	2	1	1	0	0	0	1	6
97	MAX OBS	11	9	21	2	7	8	3	5	2	2	0	5	24
97	MIN OBS	0	0	0	0	0	0	0	0	0	0	0	0	0
97	NDLLM OBS	1	1	1	0	0	0	0	0	0	0	0	0	3
97	P(HS)	0.0	0.0	0.0	0.0	0.0	0.0	0.0	0.0	0.0	0.0	0.0	0.0	0.0
97	P(HH)	0.2	0.1	0.2	0.2	0.0	0.0	0.5	0.0	0.0	0.0	0.0	0.0	0.1
97	alfa	0.7	0.7	0.4	6.0	0.4	1.3	2.0	3.4	4.2	0.0	0.0	0.0	1.6
97	beta	2.9	2.3	7.8	0.2	4.1	2.1	0.5	0.8	0.2	0.0	0.0	0.0	1.7
98	MEDIA OBS	21	17	16	0	1	2	0	2	1	0	0	2	61
98	SD OBS	35	30	33	0	2	6	2	5	2	1	1	6	61
98	MAX OBS	144	131	134	2	9	29	10	29	10	8	7	24	280
98	MIN OBS	0	0	0	0	0	0	0	0	0	0	0	0	3

NID ESTACION	PARAMETRO	ENE	FEB	MAR	ABR	MAY	JUN	JUL	AGO	SEP	OCT	NOV	DIC	ANUAL
98	NDLLM OBS	3	2	2	0	0	0	0	0	0	0	0	0	9
98	P(HS)	0.0	0.1	0.0	0.0	0.0	0.0	0.0	0.0	0.0	0.0	0.0	0.0	0.0
98	P(HH)	0.5	0.4	0.5	0.0	0.2	0.1	0.0	0.3	0.3	0.5	0.0	0.1	0.2
98	alfa	0.7	1.0	0.5	0.0	4.9	3.0	0.0	1.3	2.8	3.6	1.7	1.8	1.8
98	beta	11.5	6.7	14.9	0.0	0.8	1.8	0.0	5.6	1.3	1.1	2.5	3.4	4.1
99	MEDIA OBS	48	37	29	1	3	3	1	2	2	0	1	8	135
99	SD OBS	57	49	40	2	7	5	2	4	5	1	3	16	97
99	MAX OBS	195	161	206	9	37	19	6	20	20	8	14	71	422
99	MIN OBS	0	0	0	0	0	0	0	0	0	0	0	0	17
99	NDLLM OBS	7	7	5	0	1	1	0	1	0	0	0	1	25
99	P(HS)	0.1	0.1	0.1	0.0	0.0	0.0	0.0	0.0	0.0	0.0	0.0	0.0	0.0
99	P(HH)	0.5	0.5	0.5	0.1	0.3	0.2	0.1	0.3	0.1	0.3	0.4	0.3	0.3
99	alfa	0.7	0.7	1.2	0.7	0.7	0.7	1.3	1.2	1.1	1.1	1.1	1.1	1.0
99	beta	9.2	7.7	4.4	2.3	4.4	3.5	1.7	2.3	3.7	2.2	4.0	5.9	4.3
101	MEDIA OBS	0	1	0	0	1	1	0	0	0	0	0	0	3
101	SD OBS	2	2	1	1	2	3	1	1	0	0	0	0	4
101	MAX OBS	9	11	3	4	8	14	4	5	1	3	0	1	14
101	MIN OBS	0	0	0	0	0	0	0	0	0	0	0	0	0
101	NDLLM OBS	0	0	0	0	0	0	0	0	0	0	0	0	2
101	P(HS)	0.0	0.0	0.0	0.0	0.0	0.0	0.0	0.0	0.0	0.0	0.0	0.0	0.0
101	P(HH)	0.2	0.2	0.0	0.0	0.1	0.1	0.3	0.6	0.2	0.5	0.0	0.0	0.2
101	alfa	1.5	0.7	2.3	0.0	0.7	0.5	0.5	0.8	7.3	12.5	0.0	1.2	2.3
101	beta	1.1	2.9	0.7	0.0	4.6	6.0	3.0	1.5	0.0	0.1	0.0	0.7	1.7
102	MEDIA OBS	20	18	16	0	1	4	1	1	1	0	0	2	65
102	SD OBS	33	29	22	1	3	12	2	4	2	1	1	7	56
102	MAX OBS	140	98	83	6	12	62	13	14	7	4	8	39	221
102	MIN OBS	0	0	0	0	0	0	0	0	0	0	0	0	0
102	NDLLM OBS	4	4	3	0	0	1	0	0	0	0	0	1	12
102	P(HS)	0.0	0.1	0.1	0.0	0.0	0.0	0.0	0.0	0.0	0.0	0.0	0.0	0.0
102	P(HH)	0.4	0.5	0.3	0.0	0.1	0.1	0.3	0.3	0.0	0.5	0.5	0.2	0.3
102	alfa	0.5	0.7	0.8	2.9	1.0	1.1	1.5	2.0	3.6	0.8	1.0	0.8	1.4
102	beta	11.1	7.5	6.7	1.1	3.3	7.6	3.0	1.9	1.4	2.4	4.0	4.1	4.5
104	MEDIA OBS	3	5	4	0	0	1	0	0	0	0	0	0	16
104	SD OBS	6	10	8	0	1	3	0	1	1	0	2	1	18
104	MAX OBS	26	38	33	0	4	12	2	3	6	0	13	6	59
104	MIN OBS	0	0	0	0	0	0	0	0	0	0	0	0	0
104	NDLLM OBS	1	2	1	0	0	0	0	0	0	0	0	0	5
104	P(HS)	0.0	0.0	0.0	0.0	0.0	0.0	0.0	0.0	0.0	0.0	0.0	0.0	0.0
104	P(HH)	0.4	0.3	0.4	0.0	0.2	0.0	0.0	0.1	0.3	0.0	0.3	0.2	0.2
104	alfa	0.5	1.3	1.3	0.0	6.1	1.9	0.0	8.6	0.9	0.0	4.2	4.1	2.4
104	beta	4.8	2.4	2.9	0.0	0.3	1.9	0.0	0.2	1.9	0.0	1.3	0.5	1.3
105	MEDIA OBS	7	10	7	0	1	2	0	0	0	0	0	1	29
105	SD OBS	16	19	16	1	3	6	0	1	1	0	1	7	32
105	MAX OBS	79	98	78	4	12	27	3	8	7	3	3	38	101
105	MIN OBS	0	0	0	0	0	0	0	0	0	0	0	0	0
105	NDLLM OBS	1	2	1	0	0	0	0	0	0	0	0	0	5
105	P(HS)	0.0	0.0	0.0	0.0	0.0	0.0	0.0	0.0	0.0	0.0	0.0	0.0	0.0
105	P(HH)	0.4	0.2	0.3	0.0	0.1	0.2	0.5	0.0	0.6	0.0	0.5	0.5	0.3
105	alfa	1.2	0.9	0.4	1.4	0.7	1.0	2.2	1.0	3.2	0.0	4.5	7.8	2.0
105	beta	4.7	7.4	13.9	1.3	3.9	5.5	0.6	3.2	0.6	0.0	0.3	0.8	3.5

NID ESTACION	PARAMETRO	ENE	FEB	MAR	ABR	MAY	JUN	JUL	AGO	SEP	OCT	NOV	DIC	ANUAL
106	MEDIA OBS	8	9	4	0	0	2	0	0	1	0	0	1	25
106	SD OBS	17	17	10	0	1	4	0	1	2	1	1	6	30
106	MAX OBS	73	64	43	0	6	17	1	8	8	3	3	33	93
106	MIN OBS	0	0	0	0	0	0	0	0	0	0	0	0	0
106	NDLLM OBS	2	2	1	0	0	0	0	0	0	0	0	0	5
106	P(HS)	0.0	0.0	0.0	0.0	0.0	0.0	0.0	0.0	0.0	0.0	0.0	0.0	0.0
106	P(HH)	0.3	0.3	0.3	0.0	0.0	0.2	0.0	0.0	0.2	0.0	0.5	0.2	0.2
106	alfa	1.0	1.0	0.8	0.0	1.0	1.3	0.0	1.0	1.2	0.0	19.2	9.0	3.0
106	beta	5.2	5.8	7.2	0.0	3.0	3.4	0.0	3.4	3.0	0.0	0.1	0.5	2.6
107	MEDIA OBS	30	20	10	1	2	1	0	2	1	0	1	10	77
107	SD OBS	43	28	22	3	4	1	2	7	1	0	4	24	66
107	MAX OBS	180	116	96	11	18	5	9	42	5	2	20	119	306
107	MIN OBS	0	0	0	0	0	0	0	0	0	0	0	0	3
107	NDLLM OBS	5	4	2	0	0	0	0	0	0	0	0	2	16
107	P(HS)	0.1	0.1	0.0	0.0	0.0	0.0	0.0	0.0	0.0	0.0	0.0	0.0	0.0
107	P(HH)	0.4	0.5	0.4	0.2	0.1	0.1	0.8	0.2	0.2	0.0	0.3	0.4	0.3
107	alfa	0.7	1.0	0.5	1.2	1.6	2.7	1.5	0.8	2.4	3.1	1.1	0.8	1.4
107	beta	7.6	5.5	7.4	3.4	2.8	0.8	1.9	6.8	0.6	0.5	2.1	6.1	3.8
108	MEDIA OBS	0	0	0	0	0	1	0	0	0	0	0	0	2
108	SD OBS	0	0	0	1	0	3	1	1	0	0	0	0	4
108	MAX OBS	0	0	2	8	2	18	4	3	3	0	0	0	18
108	MIN OBS	0	0	0	0	0	0	0	0	0	0	0	0	0
108	NDLLM OBS	0	0	0	0	0	0	0	0	0	0	0	0	1
108	P(HS)	0.0	0.0	0.0	0.0	0.0	0.0	0.0	0.0	0.0	0.0	0.0	0.0	0.0
108	P(HH)	0.0	0.0	0.0	0.0	0.5	0.1	0.0	0.0	0.0	0.0	0.0	0.0	0.0
108	alfa	0.0	0.0	12.5	0.0	2.8	0.4	2.1	1.0	0.0	0.0	0.0	0.0	1.6
108	beta	0.0	0.0	0.1	0.0	0.3	9.2	1.1	1.8	0.0	0.0	0.0	0.0	1.0
109	MEDIA OBS	8	10	8	0	1	4	0	1	1	0	0	1	32
109	SD OBS	18	19	18	0	2	13	0	3	2	0	1	3	32
109	MAX OBS	93	94	83	2	10	65	2	16	11	0	8	20	125
109	MIN OBS	0	0	0	0	0	0	0	0	0	0	0	0	2
109	NDLLM OBS	1	2	2	0	0	0	0	0	0	0	0	0	6
109	P(HS)	0.0	0.0	0.0	0.0	0.0	0.0	0.0	0.0	0.0	0.0	0.0	0.0	0.0
109	P(HH)	0.3	0.4	0.3	0.2	0.0	0.0	0.3	0.1	0.2	0.0	0.5	0.4	0.2
109	alfa	0.6	0.5	0.6	3.2	2.2	0.7	1.2	1.7	0.6	0.0	0.9	1.5	1.1
109	beta	9.7	11.0	9.1	0.4	1.2	14.7	0.6	2.0	4.7	0.0	4.0	2.0	5.0
110	MEDIA OBS	8	8	6	1	2	3	0	1	1	0	0	1	32
110	SD OBS	22	14	11	3	4	8	2	4	2	2	2	4	33
110	MAX OBS	110	52	40	12	16	33	8	20	10	10	12	21	156
110	MIN OBS	0	0	0	0	0	0	0	0	0	0	0	0	0
110	NDLLM OBS	2	2	2	0	1	0	0	0	0	0	0	0	8
110	P(HS)	0.0	0.0	0.0	0.0	0.0	0.0	0.0	0.0	0.0	0.0	0.0	0.0	0.0
110	P(HH)	0.3	0.4	0.3	0.1	0.2	0.3	0.3	0.1	0.1	0.5	0.5	0.2	0.3
110	alfa	1.3	0.6	1.0	0.9	2.4	0.9	0.7	1.6	3.5	2.0	23.7	2.2	3.4
110	beta	3.9	8.4	3.5	3.7	1.1	6.6	3.2	2.4	0.7	2.5	0.2	1.3	3.1
111	MEDIA OBS	0	0	0	0	0	1	1	1	0	0	0	0	3
111	SD OBS	1	0	0	0	1	3	3	2	2	0	0	0	6
111	MAX OBS	6	0	1	2	3	17	18	12	10	1	0	0	28
111	MIN OBS	0	0	0	0	0	0	0	0	0	0	0	0	0
111	NDLLM OBS	0	0	0	0	0	0	0	0	0	0	0	0	1

NID ESTACION	PARAMETRO	ENE	FEB	MAR	ABR	MAY	JUN	JUL	AGO	SEP	OCT	NOV	DIC	ANUAL
111	P(HS)	0.0	0.0	0.0	0.0	0.0	0.0	0.0	0.0	0.0	0.0	0.0	0.0	0.0
111	P(HH)	0.0	0.0	0.3	0.2	0.0	0.0	0.2	0.1	0.1	0.0	0.0	0.0	0.1
111	alfa	0.6	0.0	1.8	0.7	3.2	0.5	0.6	0.5	1.2	40.5	0.0	0.0	4.1
111	beta	5.2	0.0	0.3	1.3	0.5	9.9	5.7	4.9	2.1	0.0	0.0	0.0	2.5
112	MEDIA OBS	2	5	6	1	1	2	1	0	1	0	0	0	19
112	SD OBS	7	9	15	2	2	5	2	1	2	1	0	1	20
112	MAX OBS	36	41	70	6	8	24	9	7	9	3	1	7	79
112	MIN OBS	0	0	0	0	0	0	0	0	0	0	0	0	0
112	NDLLM OBS	1	1	1	0	0	0	0	0	0	0	0	0	4
112	P(HS)	0.0	0.0	0.0	0.0	0.0	0.0	0.0	0.0	0.0	0.0	0.0	0.0	0.0
112	P(HH)	0.4	0.3	0.3	0.1	0.1	0.2	0.2	0.1	0.3	0.0	0.0	0.3	0.2
112	alfa	1.1	0.9	0.5	5.1	1.5	1.2	2.3	7.8	2.0	0.0	0.0	2.3	2.1
112	beta	2.4	6.2	11.5	0.7	1.8	4.4	1.9	0.3	1.2	0.0	0.0	1.4	2.6
117	MEDIA OBS	0	0	1	1	1	2	1	1	0	0	0	0	6
117	SD OBS	0	1	5	4	1	6	2	6	1	0	0	0	10
117	MAX OBS	1	4	26	24	5	34	11	31	4	2	0	0	34
117	MIN OBS	0	0	0	0	0	0	0	0	0	0	0	0	0
117	NDLLM OBS	0	0	0	0	0	0	0	0	0	0	0	0	1
117	P(HS)	0.0	0.0	0.0	0.0	0.0	0.0	0.0	0.0	0.0	0.0	0.0	0.0	0.0
117	P(HH)	0.0	0.0	0.0	0.3	0.0	0.0	0.0	0.0	0.0	0.0	0.0	0.0	0.0
117	alfa	0.0	7.3	0.0	0.8	1.4	0.4	0.6	0.6	1.8	0.0	0.0	0.0	1.1
117	beta	0.0	0.4	0.0	11.0	1.7	20.0	5.1	21.3	1.2	0.0	0.0	0.0	5.1
118	MEDIA OBS	0	0	1	0	2	2	3	1	0	0	0	0	11
118	SD OBS	1	0	6	1	7	7	11	3	1	1	0	0	17
118	MAX OBS	5	1	35	3	32	36	55	12	4	5	1	1	64
118	MIN OBS	0	0	0	0	0	0	0	0	0	0	0	0	0
118	NDLLM OBS	0	0	0	0	0	0	0	1	0	0	0	0	3
118	P(HS)	0.0	0.0	0.0	0.0	0.0	0.0	0.0	0.0	0.0	0.0	0.0	0.0	0.0
118	P(HH)	0.3	0.3	0.3	0.0	0.1	0.1	0.1	0.1	0.0	0.1	0.0	0.5	0.2
118	alfa	3.1	11.0	0.3	1.4	0.4	0.3	0.4	0.6	0.7	0.8	6.3	0.0	2.1
118	beta	0.2	0.1	28.7	0.7	11.3	17.8	16.5	3.9	1.5	2.0	0.1	0.0	6.9
120	MEDIA OBS	0	1	2	1	6	6	24	5	1	0	0	0	45
120	SD OBS	0	3	7	2	11	11	69	11	3	0	0	0	81
120	MAX OBS	0	16	32	9	39	44	338	42	13	2	0	0	390
120	MIN OBS	0	0	0	0	0	0	0	0	0	0	0	0	0
120	NDLLM OBS	0	0	0	0	1	1	1	0	0	0	0	0	4
120	P(HS)	0.0	0.0	0.0	0.0	0.0	0.0	0.0	0.0	0.0	0.0	0.0	0.0	0.0
120	P(HH)	0.0	0.1	0.3	0.1	0.2	0.1	0.2	0.1	0.1	0.0	0.0	0.0	0.1
120	alfa	0.0	1.2	0.5	4.5	1.5	1.0	0.4	1.0	1.0	0.0	0.0	0.0	0.9
120	beta	0.0	3.4	10.9	0.7	7.2	11.5	61.8	12.3	3.9	0.0	0.0	0.0	9.3
121	MEDIA OBS	0	0	1	0	1	8	10	3	0	0	0	0	24
121	SD OBS	0	0	4	0	5	28	40	15	0	0	0	0	51
121	MAX OBS	0	2	23	2	25	152	220	84	0	0	0	2	226
121	MIN OBS	0	0	0	0	0	0	0	0	0	0	0	0	0
121	NDLLM OBS	0	0	0	0	0	0	0	0	0	0	0	0	1
121	P(HS)	0.0	0.0	0.0	0.0	0.0	0.0	0.0	0.0	0.0	0.0	0.0	0.0	0.0
121	P(HH)	0.0	0.0	0.0	0.0	0.0	0.2	0.1	0.1	0.0	0.0	0.0	0.0	0.0
121	alfa	0.0	0.0	0.8	2.1	0.9	0.3	0.2	0.3	0.0	0.0	0.0	0.0	0.4
121	beta	0.0	0.0	10.8	0.6	8.7	84.9	138.4	46.9	0.0	0.0	0.0	0.0	24.2
122	MEDIA OBS	0	2	3	2	5	6	8	5	2	1	0	0	35

NID ESTACION	PARAMETRO	ENE	FEB	MAR	ABR	MAY	JUN	JUL	AGO	SEP	OCT	NOV	DIC	ANUAL
122	SD OBS	0	5	9	5	9	13	17	11	5	3	0	1	38
122	MAX OBS	0	20	32	22	44	51	85	50	19	17	0	4	150
122	MIN OBS	0	0	0	0	0	0	0	0	0	0	0	0	0
122	NDLLM OBS	0	0	0	0	1	1	1	1	0	0	0	0	4
122	P(HS)	0.0	0.0	0.0	0.0	0.0	0.0	0.0	0.0	0.0	0.0	0.0	0.0	0.0
122	P(HH)	0.0	0.1	0.2	0.1	0.1	0.0	0.1	0.2	0.0	0.0	0.0	0.0	0.1
122	alfa	0.0	1.7	1.1	1.0	2.0	0.7	0.6	0.7	0.9	1.4	0.0	84.5	7.9
122	beta	0.0	5.2	6.7	6.9	3.4	14.9	17.5	14.4	6.5	5.5	0.0	0.0	6.8
123	MEDIA OBS	0	0	1	0	2	6	5	4	0	0	0	0	20
123	SD OBS	0	0	5	1	5	17	12	13	0	0	0	1	30
123	MAX OBS	1	0	23	4	26	77	57	72	2	1	0	3	150
123	MIN OBS	0	0	0	0	0	0	0	0	0	0	0	0	0
123	NDLLM OBS	0	0	0	0	0	1	1	0	0	0	0	0	3
123	P(HS)	0.0	0.0	0.0	0.0	0.0	0.0	0.0	0.0	0.0	0.0	0.0	0.0	0.0
123	P(HH)	0.0	0.0	0.2	0.1	0.1	0.1	0.2	0.2	0.0	0.0	0.0	0.5	0.1
123	alfa	0.0	0.0	0.6	1.1	0.4	0.4	0.6	0.3	5.8	0.0	0.0	0.6	0.8
123	beta	0.0	0.0	9.6	1.0	11.0	27.4	9.3	30.0	0.2	0.0	0.0	2.7	7.6
124	MEDIA OBS	0	0	1	1	3	9	8	6	1	0	0	0	29
124	SD OBS	0	0	3	2	9	23	17	18	3	0	0	0	41
124	MAX OBS	0	0	17	9	41	109	80	92	16	2	2	0	201
124	MIN OBS	0	0	0	0	0	0	0	0	0	0	0	0	0
124	NDLLM OBS	0	0	0	0	0	1	1	0	0	0	0	0	3
124	P(HS)	0.0	0.0	0.0	0.0	0.0	0.0	0.0	0.0	0.0	0.0	0.0	0.0	0.0
124	P(HH)	0.0	0.0	0.1	0.0	0.1	0.1	0.2	0.2	0.1	0.0	0.0	0.0	0.1
124	alfa	0.0	0.0	0.9	4.4	0.4	0.4	0.5	0.4	1.3	3.6	0.0	0.0	1.0
124	beta	0.0	0.0	6.4	0.8	18.2	33.1	17.0	38.0	4.0	0.5	0.0	0.0	9.8
125	MEDIA OBS	0	0	1	2	4	9	11	8	1	0	0	0	38
125	SD OBS	0	0	4	6	12	24	22	22	4	1	0	1	49
125	MAX OBS	0	0	22	30	56	106	95	118	20	4	0	5	224
125	MIN OBS	0	0	0	0	0	0	0	0	0	0	0	0	0
125	NDLLM OBS	0	0	0	0	1	1	1	1	0	0	0	0	4
125	P(HS)	0.0	0.0	0.0	0.0	0.0	0.0	0.0	0.0	0.0	0.0	0.0	0.0	0.0
125	P(HH)	0.0	0.0	0.3	0.3	0.1	0.1	0.2	0.2	0.1	0.0	0.0	0.0	0.1
125	alfa	0.0	0.0	0.7	1.0	0.4	0.7	0.8	0.4	2.1	0.8	0.0	0.0	0.6
125	beta	0.0	0.0	8.0	5.6	23.0	23.9	13.3	39.1	2.9	2.7	0.0	0.0	9.9
126	MEDIA OBS	0	2	3	4	8	12	9	8	3	2	0	0	53
126	SD OBS	1	5	7	10	14	28	18	14	6	5	1	2	44
126	MAX OBS	5	20	31	48	66	117	78	56	26	24	6	14	164
126	MIN OBS	0	0	0	0	0	0	0	0	0	0	0	0	7
126	NDLLM OBS	0	0	1	0	1	1	1	1	1	0	0	0	7
126	P(HS)	0.0	0.0	0.0	0.0	0.0	0.0	0.0	0.0	0.0	0.0	0.0	0.0	0.0
126	P(HH)	0.0	0.2	0.2	0.1	0.2	0.1	0.2	0.2	0.1	0.2	0.0	0.3	0.1
126	alfa	2.3	1.0	1.6	1.1	1.3	0.6	0.8	0.9	0.8	1.6	0.0	1.1	1.1
126	beta	1.3	4.2	3.6	7.6	5.3	19.1	10.7	12.0	7.4	3.7	0.0	4.2	6.6
127	MEDIA OBS	0	0	1	1	4	8	8	5	0	0	0	0	26
127	SD OBS	0	0	3	4	9	24	17	12	0	0	0	0	39
127	MAX OBS	0	0	16	25	39	108	87	61	0	0	0	0	169
127	MIN OBS	0	0	0	0	0	0	0	0	0	0	0	0	0
127	NDLLM OBS	0	0	0	0	0	0	1	0	0	0	0	0	2
127	P(HS)	0.0	0.0	0.0	0.0	0.0	0.0	0.0	0.0	0.0	0.0	0.0	0.0	0.0

NID ESTACION	PARAMETRO	ENE	FEB	MAR	ABR	MAY	JUN	JUL	AGO	SEP	OCT	NOV	DIC	ANUAL
127	P(HH)	0.0	0.0	0.0	0.0	0.1	0.2	0.0	0.1	0.0	0.0	0.0	0.0	0.0
127	alfa	0.0	0.0	2.5	0.6	3.9	0.7	1.7	0.5	0.0	0.0	0.0	0.0	0.8
127	beta	0.0	0.0	4.2	13.1	2.9	30.9	8.3	19.6	0.0	0.0	0.0	0.0	6.6
128	MEDIA OBS	0	1	2	2	6	11	10	9	1	0	0	0	42
128	SD OBS	0	3	4	5	12	26	20	20	3	2	0	1	49
128	MAX OBS	0	17	19	22	46	106	94	98	12	9	2	7	206
128	MIN OBS	0	0	0	0	0	0	0	0	0	0	0	0	0
128	NDLLM OBS	0	0	0	0	1	1	1	1	0	0	0	0	5
128	P(HS)	0.0	0.0	0.0	0.0	0.0	0.0	0.0	0.0	0.0	0.0	0.0	0.0	0.0
128	P(HH)	0.0	0.0	0.2	0.1	0.1	0.1	0.2	0.2	0.1	0.1	0.0	0.5	0.1
128	alfa	0.0	0.8	0.9	0.9	0.6	0.5	0.7	0.4	1.0	1.4	0.0	0.0	0.6
128	beta	0.0	9.3	5.2	4.8	14.3	26.7	12.1	29.7	3.1	1.8	0.0	0.0	8.9
129	MEDIA OBS	0	0	1	1	3	9	9	5	0	0	0	0	28
129	SD OBS	0	0	3	5	8	28	17	15	0	1	0	0	43
129	MAX OBS	0	0	14	28	33	124	82	80	0	5	0	0	184
129	MIN OBS	0	0	0	0	0	0	0	0	0	0	0	0	0
129	NDLLM OBS	0	0	0	0	0	0	1	0	0	0	0	0	2
129	P(HS)	0.0	0.0	0.0	0.0	0.0	0.0	0.0	0.0	0.0	0.0	0.0	0.0	0.0
129	P(HH)	0.0	0.0	0.0	0.0	0.0	0.1	0.0	0.1	0.0	0.0	0.0	0.0	0.0
129	alfa	0.0	0.0	1.4	0.7	1.4	0.8	2.2	1.1	0.0	0.0	0.0	0.0	0.6
129	beta	0.0	0.0	5.8	22.7	6.3	29.9	7.3	14.9	0.0	0.0	0.0	0.0	7.2
130	MEDIA OBS	0	0	2	3	7	11	13	11	1	1	0	0	50
130	SD OBS	0	0	6	8	12	26	23	22	3	2	0	1	52
130	MAX OBS	0	3	29	33	52	111	106	95	8	12	1	4	207
130	MIN OBS	0	0	0	0	0	0	0	0	0	0	0	0	0
130	NDLLM OBS	0	0	0	0	1	1	1	1	0	0	0	0	6
130	P(HS)	0.0	0.0	0.0	0.0	0.0	0.0	0.0	0.0	0.0	0.0	0.0	0.0	0.0
130	P(HH)	0.0	0.0	0.3	0.1	0.2	0.2	0.2	0.2	0.1	0.0	0.0	0.3	0.1
130	alfa	0.0	1.0	0.6	1.1	0.8	0.6	0.8	0.7	1.4	1.6	0.0	2.3	0.9
130	beta	0.0	1.0	11.0	6.3	9.2	21.3	12.5	22.0	2.5	3.7	0.0	0.7	7.5
131	MEDIA OBS	0	1	3	5	9	11	16	8	2	1	0	0	55
131	SD OBS	1	4	7	15	17	25	29	20	3	3	0	2	58
131	MAX OBS	5	23	24	66	63	93	151	104	13	16	1	11	215
131	MIN OBS	0	0	0	0	0	0	0	0	0	0	0	0	1
131	NDLLM OBS	0	0	0	1	1	1	1	1	0	0	0	0	6
131	P(HS)	0.0	0.0	0.0	0.0	0.0	0.0	0.0	0.0	0.0	0.0	0.0	0.0	0.0
131	P(HH)	0.2	0.2	0.1	0.3	0.1	0.1	0.2	0.1	0.1	0.2	0.0	0.1	0.2
131	alfa	46.4	0.8	1.0	0.6	1.0	0.6	0.4	0.3	2.2	0.6	0.0	0.7	4.6
131	beta	0.1	4.6	7.8	15.0	9.2	21.3	30.2	35.8	2.2	4.3	0.0	3.4	11.2
133	MEDIA OBS	0	0	2	3	10	13	16	10	2	0	0	0	56
133	SD OBS	0	0	5	9	28	28	29	19	5	1	0	0	62
133	MAX OBS	0	0	25	39	128	101	110	83	20	7	0	1	277
133	MIN OBS	0	0	0	0	0	0	0	0	0	0	0	0	0
133	NDLLM OBS	0	0	0	0	1	1	1	1	0	0	0	0	5
133	P(HS)	0.0	0.0	0.0	0.0	0.0	0.0	0.0	0.0	0.0	0.0	0.0	0.0	0.0
133	P(HH)	0.0	0.0	0.0	0.2	0.2	0.2	0.1	0.1	0.2	0.0	0.0	0.0	0.1
133	alfa	0.0	0.0	1.4	1.1	0.9	0.9	0.5	0.4	0.8	0.8	0.0	0.0	0.6
133	beta	0.0	0.0	8.9	11.0	15.2	19.4	23.5	26.1	6.1	3.6	0.0	0.0	9.5
134	MEDIA OBS	0	0	1	1	3	6	10	7	0	1	0	0	28
134	SD OBS	0	0	2	5	6	18	17	22	1	2	0	0	43

NID ESTACION	PARAMETRO	ENE	FEB	MAR	ABR	MAY	JUN	JUL	AGO	SEP	OCT	NOV	DIC	ANUAL
134	MAX OBS	0	0	7	26	24	80	69	123	6	10	0	0	220
134	MIN OBS	0	0	0	0	0	0	0	0	0	0	0	0	0
134	NDLLM OBS	0	0	0	0	0	1	1	1	0	0	0	0	3
134	P(HS)	0.0	0.0	0.0	0.0	0.0	0.0	0.0	0.0	0.0	0.0	0.0	0.0	0.0
134	P(HH)	0.0	0.0	0.0	0.2	0.0	0.1	0.1	0.2	0.0	0.0	0.0	0.0	0.0
134	alfa	0.0	0.0	17.1	0.9	2.8	0.6	1.2	0.5	1.4	2.6	0.0	0.0	2.3
134	beta	0.0	0.0	0.3	8.3	2.6	19.1	10.1	24.2	2.7	2.2	0.0	0.0	5.8
135	MEDIA OBS	0	0	1	1	4	8	10	7	0	0	0	0	32
135	SD OBS	0	1	3	5	9	20	20	20	1	2	0	0	43
135	MAX OBS	0	3	17	28	31	80	96	114	4	9	0	0	191
135	MIN OBS	0	0	0	0	0	0	0	0	0	0	0	0	0
135	NDLLM OBS	0	0	0	0	1	1	1	1	0	0	0	0	4
135	P(HS)	0.0	0.0	0.0	0.0	0.0	0.0	0.0	0.0	0.0	0.0	0.0	0.0	0.0
135	P(HH)	0.0	0.5	0.0	0.2	0.1	0.1	0.2	0.2	0.2	0.0	0.0	0.0	0.1
135	alfa	0.0	6.4	1.1	0.4	1.1	0.5	0.6	0.4	1.4	0.4	0.0	0.0	1.0
135	beta	0.0	0.2	6.7	11.7	6.5	17.3	14.3	18.8	1.0	7.3	0.0	0.0	7.0
136	MEDIA OBS	0	0	1	1	5	9	11	8	0	1	0	0	35
136	SD OBS	0	1	2	6	11	23	19	20	1	3	0	0	47
136	MAX OBS	1	7	10	34	47	110	79	111	4	14	1	1	226
136	MIN OBS	0	0	0	0	0	0	0	0	0	0	0	0	0
136	NDLLM OBS	0	0	0	1	1	1	1	1	0	0	0	0	6
136	P(HS)	0.0	0.0	0.0	0.0	0.0	0.0	0.0	0.0	0.0	0.0	0.0	0.0	0.0
136	P(HH)	0.1	0.2	0.0	0.2	0.3	0.2	0.2	0.2	0.0	0.1	0.0	0.3	0.1
136	alfa	4.6	0.8	1.9	0.2	0.8	0.4	0.7	0.5	0.8	0.5	12.9	2.3	2.2
136	beta	0.1	2.3	2.9	13.0	7.2	23.4	13.4	17.0	2.0	6.8	0.0	0.2	7.3
137	MEDIA OBS	0	0	2	1	5	11	14	8	0	1	0	0	43
137	SD OBS	0	0	7	5	11	26	26	20	1	2	0	0	50
137	MAX OBS	0	0	36	27	46	107	108	111	3	13	1	2	218
137	MIN OBS	0	0	0	0	0	0	0	0	0	0	0	0	0
137	NDLLM OBS	0	0	0	0	1	1	1	1	0	0	0	0	5
137	P(HS)	0.0	0.0	0.0	0.0	0.0	0.0	0.0	0.0	0.0	0.0	0.0	0.0	0.0
137	P(HH)	0.0	0.0	0.3	0.2	0.2	0.2	0.2	0.1	0.0	0.0	0.0	0.3	0.1
137	alfa	0.0	0.0	0.6	0.6	0.7	0.6	0.8	0.4	2.4	0.7	0.0	1.3	0.7
137	beta	0.0	0.0	15.3	6.9	8.5	20.0	13.7	17.9	0.7	5.0	0.0	0.8	7.4
139	MEDIA OBS	0	0	2	1	6	13	19	9	1	0	0	0	52
139	SD OBS	0	0	10	6	14	31	36	20	4	2	0	1	59
139	MAX OBS	0	0	58	33	59	147	169	106	20	11	2	8	210
139	MIN OBS	0	0	0	0	0	0	0	0	0	0	0	0	0
139	NDLLM OBS	0	0	0	0	1	1	1	1	1	0	0	0	6
139	P(HS)	0.0	0.0	0.0	0.0	0.0	0.0	0.0	0.0	0.0	0.0	0.0	0.0	0.0
139	P(HH)	0.0	0.0	0.3	0.4	0.2	0.2	0.2	0.1	0.0	0.0	0.0	0.3	0.1
139	alfa	0.0	0.0	1.2	0.4	0.8	0.4	0.9	0.4	1.6	0.3	1.3	1.8	0.8
139	beta	0.0	0.0	12.2	9.5	9.1	25.6	15.7	20.7	1.5	7.1	0.5	1.6	8.6
141	MEDIA OBS	0	0	3	2	7	13	21	10	1	0	0	0	57
141	SD OBS	0	0	13	6	14	28	37	27	2	1	0	1	66
141	MAX OBS	0	0	65	32	54	130	165	147	6	6	2	7	235
141	MIN OBS	0	0	0	0	0	0	0	0	0	0	0	0	0
141	NDLLM OBS	0	0	0	0	1	1	1	1	0	0	0	0	5
141	P(HS)	0.0	0.0	0.0	0.0	0.0	0.0	0.0	0.0	0.0	0.0	0.0	0.0	0.0
141	P(HH)	0.0	0.0	0.3	0.1	0.2	0.1	0.1	0.2	0.0	0.0	0.0	0.5	0.1

NID ESTACION	PARAMETRO	ENE	FEB	MAR	ABR	MAY	JUN	JUL	AGO	SEP	OCT	NOV	DIC	ANUAL
141	alfa	0.0	0.0	1.7	0.7	1.3	1.0	0.9	0.4	6.5	2.2	0.0	6.6	1.8
141	beta	0.0	0.0	11.5	6.6	7.7	13.9	17.8	29.9	0.6	1.3	0.0	0.5	7.5
142	MEDIA OBS	0	1	1	3	6	12	16	9	0	0	0	0	47
142	SD OBS	0	4	2	12	12	31	24	24	0	1	1	1	62
142	MAX OBS	1	21	10	66	50	155	106	133	2	6	6	3	297
142	MIN OBS	0	0	0	0	0	0	0	0	0	0	0	0	0
142	NDLLM OBS	0	0	0	0	1	1	1	1	0	0	0	0	4
142	P(HS)	0.0	0.0	0.0	0.0	0.0	0.0	0.0	0.0	0.0	0.0	0.0	0.0	0.0
142	P(HH)	0.0	0.3	0.0	0.2	0.1	0.2	0.2	0.2	0.0	0.0	0.0	0.0	0.1
142	alfa	0.0	2.1	1.5	0.5	0.9	0.6	1.0	0.9	0.0	0.0	1.9	0.0	0.8
142	beta	0.0	2.5	3.9	15.2	10.9	24.6	12.7	18.2	0.0	0.0	1.9	0.0	7.5
144	MEDIA OBS	0	0	3	4	7	15	30	12	1	0	0	0	72
144	SD OBS	0	1	11	19	15	32	65	28	2	1	0	1	90
144	MAX OBS	0	8	63	106	70	135	336	150	10	5	0	6	370
144	MIN OBS	0	0	0	0	0	0	0	0	0	0	0	0	1
144	NDLLM OBS	0	0	0	0	1	1	2	1	0	0	0	0	5
144	P(HS)	0.0	0.0	0.0	0.0	0.0	0.0	0.0	0.0	0.0	0.0	0.0	0.0	0.0
144	P(HH)	0.0	0.0	0.2	0.2	0.1	0.2	0.2	0.3	0.1	0.0	0.0	0.0	0.1
144	alfa	0.0	1.2	0.7	0.5	0.8	0.8	0.7	0.5	2.1	2.8	0.0	0.0	0.9
144	beta	0.0	3.0	14.9	29.5	10.1	18.5	25.2	28.2	1.2	1.2	0.0	0.0	11.0
145	MEDIA OBS	1	1	2	6	10	14	18	11	2	0	1	1	67
145	SD OBS	2	6	4	16	20	27	30	23	5	1	4	3	71
145	MAX OBS	9	33	13	86	98	112	121	116	22	3	17	13	257
145	MIN OBS	0	0	0	0	0	0	0	0	0	0	0	0	3
145	NDLLM OBS	0	0	0	1	1	1	2	1	1	0	0	0	8
145	P(HS)	0.0	0.0	0.0	0.0	0.0	0.0	0.0	0.0	0.0	0.0	0.0	0.0	0.0
145	P(HH)	0.1	0.2	0.1	0.2	0.2	0.2	0.2	0.2	0.2	0.1	0.1	0.3	0.2
145	alfa	12.2	0.9	1.5	0.6	0.6	0.7	0.7	0.5	2.0	3.4	0.9	1.0	2.1
145	beta	0.3	5.1	3.1	13.6	13.2	19.1	16.3	22.9	2.3	0.4	4.7	3.2	8.7
146	MEDIA OBS	0	0	0	1	5	8	10	8	1	0	0	0	34
146	SD OBS	0	0	1	6	12	19	20	25	2	1	0	0	44
146	MAX OBS	0	2	6	35	50	77	79	141	8	4	0	0	206
146	MIN OBS	0	0	0	0	0	0	0	0	0	0	0	0	0
146	NDLLM OBS	0	0	0	0	1	1	1	1	0	0	0	0	4
146	P(HS)	0.0	0.0	0.0	0.0	0.0	0.0	0.0	0.0	0.0	0.0	0.0	0.0	0.0
146	P(HH)	0.0	0.5	0.0	0.1	0.1	0.1	0.1	0.1	0.1	0.0	0.0	0.0	0.1
146	alfa	0.0	2.3	1.0	0.7	1.0	0.7	0.6	0.3	4.2	0.0	0.0	0.0	0.9
146	beta	0.0	0.5	2.8	11.4	7.8	16.4	15.2	34.9	0.8	0.0	0.0	0.0	7.5
147	MEDIA OBS	0	0	3	8	11	19	28	18	1	1	0	0	89
147	SD OBS	1	0	12	28	17	36	36	40	2	4	0	1	93
147	MAX OBS	5	1	67	156	80	164	156	193	7	15	0	4	402
147	MIN OBS	0	0	0	0	0	0	0	0	0	0	0	0	4
147	NDLLM OBS	0	0	0	1	1	1	2	1	0	0	0	0	8
147	P(HS)	0.0	0.0	0.0	0.0	0.0	0.0	0.0	0.0	0.0	0.0	0.0	0.0	0.0
147	P(HH)	0.0	0.0	0.3	0.2	0.2	0.2	0.2	0.3	0.1	0.1	0.0	0.0	0.1
147	alfa	1.4	2.0	0.9	0.3	1.0	0.8	1.0	0.4	2.1	0.6	0.0	1.5	1.0
147	beta	1.8	0.3	10.1	35.8	7.7	17.1	14.7	43.3	1.4	5.5	0.0	1.4	11.6
148	MEDIA OBS	0	1	1	4	8	14	19	11	1	0	1	1	63
148	SD OBS	1	6	3	15	15	33	29	24	2	2	2	2	71
148	MAX OBS	6	32	12	80	60	163	115	127	10	9	10	10	321

NID ESTACION	PARAMETRO	ENE	FEB	MAR	ABR	MAY	JUN	JUL	AGO	SEP	OCT	NOV	DIC	ANUAL
148	MIN OBS	0	0	0	0	0	0	0	0	0	0	0	0	1
148	NDLLM OBS	0	0	0	1	1	1	2	1	0	0	0	0	6
148	P(HS)	0.0	0.0	0.0	0.0	0.0	0.0	0.0	0.0	0.0	0.0	0.0	0.0	0.0
148	P(HH)	0.1	0.7	0.0	0.3	0.1	0.2	0.2	0.2	0.0	0.0	0.2	0.4	0.2
148	alfa	14.8	52.5	1.4	0.5	0.9	0.8	0.8	0.6	1.5	0.6	3.9	1.2	6.6
148	beta	0.2	0.2	3.1	15.3	8.8	18.7	14.6	22.8	2.1	5.1	1.0	2.4	7.9
149	MEDIA OBS	1	1	4	8	18	22	25	21	4	2	1	1	106
149	SD OBS	2	2	12	26	36	38	32	45	8	4	3	3	98
149	MAX OBS	8	11	64	145	169	162	131	227	32	17	16	15	437
149	MIN OBS	0	0	0	0	0	0	0	0	0	0	0	0	0
149	NDLLM OBS	0	0	0	1	2	2	2	1	1	0	0	0	9
149	P(HS)	0.0	0.0	0.0	0.0	0.0	0.0	0.1	0.0	0.0	0.0	0.0	0.0	0.0
149	P(HH)	0.0	0.1	0.3	0.0	0.2	0.2	0.2	0.2	0.1	0.0	0.2	0.2	0.1
149	alfa	4.7	3.0	0.9	0.4	0.7	0.6	1.1	0.3	1.1	1.1	0.5	17.9	2.7
149	beta	1.2	1.0	10.6	33.2	16.6	22.0	11.7	59.3	4.3	4.3	9.3	0.3	14.5
150	MEDIA OBS	1	1	1	4	7	14	18	8	1	0	0	0	55
150	SD OBS	2	5	3	15	15	28	26	17	2	2	2	0	60
150	MAX OBS	12	27	16	81	60	126	100	84	11	9	11	2	261
150	MIN OBS	0	0	0	0	0	0	0	0	0	0	0	0	0
150	NDLLM OBS	0	0	0	0	1	1	1	1	0	0	0	0	4
150	P(HS)	0.0	0.0	0.0	0.0	0.0	0.0	0.0	0.0	0.0	0.0	0.0	0.0	0.0
150	P(HH)	0.0	0.3	0.1	0.1	0.1	0.1	0.1	0.2	0.0	0.0	0.0	0.0	0.1
150	alfa	4.0	3.5	2.9	0.8	1.2	1.4	1.6	1.2	4.3	0.0	0.8	0.0	1.8
150	beta	2.1	2.1	2.1	13.3	9.5	11.8	9.1	11.3	0.8	0.0	7.9	0.0	5.8
151	MEDIA OBS	0	0	1	1	7	12	17	9	2	1	0	0	48
151	SD OBS	0	0	3	4	13	23	27	14	4	4	0	0	44
151	MAX OBS	0	0	18	23	42	98	113	72	16	21	0	0	179
151	MIN OBS	0	0	0	0	0	0	0	0	0	0	0	0	0
151	NDLLM OBS	0	0	0	0	1	1	1	1	0	0	0	0	5
151	P(HS)	0.0	0.0	0.0	0.0	0.0	0.0	0.0	0.0	0.0	0.0	0.0	0.0	0.0
151	P(HH)	0.0	0.0	0.0	0.1	0.1	0.1	0.1	0.1	0.0	0.0	0.0	0.0	0.1
151	alfa	0.0	0.0	2.2	0.7	1.4	0.6	1.2	0.8	0.8	2.9	0.0	0.0	0.9
151	beta	0.0	0.0	5.5	5.8	6.2	16.8	10.8	11.0	4.9	5.0	0.0	0.0	5.5
153	MEDIA OBS	0	1	1	4	10	13	19	11	1	1	0	0	63
153	SD OBS	1	3	6	15	17	25	30	23	4	3	2	2	62
153	MAX OBS	4	11	35	85	72	106	139	119	16	13	8	11	256
153	MIN OBS	0	0	0	0	0	0	0	0	0	0	0	0	0
153	NDLLM OBS	0	0	0	1	1	1	2	1	0	0	0	0	8
153	P(HS)	0.0	0.0	0.0	0.0	0.0	0.0	0.1	0.0	0.0	0.0	0.0	0.0	0.0
153	P(HH)	0.0	0.3	0.1	0.2	0.2	0.1	0.3	0.3	0.2	0.2	0.1	0.1	0.2
153	alfa	1.9	1.7	0.6	0.3	0.7	1.0	0.8	0.5	0.6	1.9	1.0	0.7	1.0
153	beta	1.0	2.7	11.4	19.2	13.0	11.4	11.0	17.6	5.3	1.2	3.1	3.7	8.4
154	MEDIA OBS	0	0	1	2	12	22	31	15	3	2	0	0	88
154	SD OBS	0	0	5	5	19	40	43	18	7	3	1	0	62
154	MAX OBS	1	1	28	25	67	191	152	71	30	15	3	1	241
154	MIN OBS	0	0	0	0	0	0	0	0	0	0	0	0	7
154	NDLLM OBS	0	0	0	1	2	2	3	2	1	1	0	0	14
154	P(HS)	0.0	0.0	0.0	0.0	0.1	0.1	0.1	0.1	0.0	0.0	0.0	0.0	0.0
154	P(HH)	0.0	0.0	0.0	0.1	0.1	0.2	0.3	0.2	0.1	0.1	0.0	0.0	0.1
154	alfa	3.1	3.5	0.1	0.3	0.4	0.5	0.4	0.5	0.3	0.3	1.9	4.3	1.3

NID ESTACION	PARAMETRO	ENE	FEB	MAR	ABR	MAY	JUN	JUL	AGO	SEP	OCT	NOV	DIC	ANUAL
154	beta	0.2	0.2	23.2	8.4	15.6	18.4	26.2	15.1	7.6	4.8	0.5	0.1	10.0
156	MEDIA OBS	3	3	3	6	12	20	33	16	4	2	3	3	107
156	SD OBS	7	6	10	21	15	38	51	34	10	4	10	10	97
156	MAX OBS	26	23	52	119	63	183	195	177	34	20	57	54	418
156	MIN OBS	0	0	0	0	0	0	0	0	0	0	0	0	6
156	NDLLM OBS	1	1	0	1	1	2	2	1	1	0	0	0	10
156	P(HS)	0.0	0.0	0.0	0.0	0.0	0.0	0.0	0.0	0.0	0.0	0.0	0.0	0.0
156	P(HH)	0.1	0.2	0.3	0.2	0.2	0.2	0.3	0.2	0.2	0.1	0.1	0.3	0.2
156	alfa	0.6	1.3	1.1	0.4	1.5	1.0	1.0	0.6	0.7	1.5	2.5	0.6	1.1
156	beta	8.8	3.8	7.0	24.8	6.0	10.8	14.8	21.7	10.1	3.2	3.3	12.4	10.5
157	MEDIA OBS	0	0	2	4	9	25	39	17	5	1	0	0	103
157	SD OBS	0	2	6	12	16	41	64	29	9	3	0	1	91
157	MAX OBS	2	10	30	65	82	152	319	159	44	11	2	3	351
157	MIN OBS	0	0	0	0	0	0	0	0	0	0	0	0	2
157	NDLLM OBS	0	0	0	1	1	2	3	2	1	0	0	0	11
157	P(HS)	0.0	0.0	0.0	0.0	0.0	0.0	0.1	0.0	0.0	0.0	0.0	0.0	0.0
157	P(HH)	0.0	0.3	0.1	0.3	0.2	0.2	0.3	0.3	0.1	0.1	0.0	0.0	0.2
157	alfa	0.0	1.1	0.5	0.3	0.7	0.8	0.6	0.4	0.5	0.7	1.4	0.0	0.6
157	beta	0.0	4.2	11.1	19.0	9.4	17.1	25.4	20.1	9.3	4.4	0.5	0.0	10.0
158	MEDIA OBS	0	0	1	2	13	23	33	17	3	1	0	0	93
158	SD OBS	0	0	4	4	21	36	53	24	5	3	0	1	73
158	MAX OBS	0	2	22	16	81	147	231	122	21	15	2	3	304
158	MIN OBS	0	0	0	0	0	0	0	0	0	0	0	0	3
158	NDLLM OBS	0	0	0	0	1	2	2	2	1	0	0	0	8
158	P(HS)	0.0	0.0	0.0	0.0	0.0	0.0	0.1	0.0	0.0	0.0	0.0	0.0	0.0
158	P(HH)	0.0	0.0	0.2	0.1	0.1	0.2	0.3	0.2	0.1	0.0	0.0	0.0	0.1
158	alfa	0.0	0.0	0.6	1.5	1.0	1.0	1.0	0.5	0.9	0.7	0.0	0.0	0.6
158	beta	0.0	0.0	7.8	3.7	11.4	13.3	14.3	23.8	5.0	7.5	0.0	0.0	7.2
160	MEDIA OBS	0	0	2	4	18	34	38	25	5	2	0	0	129
160	SD OBS	0	1	6	9	29	59	56	35	10	5	2	0	106
160	MAX OBS	2	5	21	39	115	224	235	132	41	26	10	2	465
160	MIN OBS	0	0	0	0	0	0	0	0	0	0	0	0	3
160	NDLLM OBS	0	0	0	1	2	2	2	2	1	0	0	0	10
160	P(HS)	0.0	0.0	0.0	0.0	0.0	0.0	0.1	0.0	0.0	0.0	0.0	0.0	0.0
160	P(HH)	0.0	0.0	0.3	0.2	0.2	0.3	0.2	0.3	0.2	0.0	0.0	0.3	0.2
160	alfa	0.8	0.6	0.7	0.6	0.8	0.6	0.5	0.5	0.5	0.7	0.5	3.6	0.9
160	beta	0.9	3.4	10.0	10.7	13.0	32.4	31.9	28.5	10.4	5.9	5.7	0.2	12.7
161	MEDIA OBS	0	0	2	5	12	23	36	18	4	1	0	0	100
161	SD OBS	0	0	5	12	19	38	51	25	7	4	0	0	80
161	MAX OBS	0	1	27	48	75	146	231	113	29	15	0	2	298
161	MIN OBS	0	0	0	0	0	0	0	0	0	0	0	0	1
161	NDLLM OBS	0	0	0	1	1	2	2	2	1	0	0	0	9
161	P(HS)	0.0	0.0	0.0	0.0	0.0	0.0	0.1	0.0	0.0	0.0	0.0	0.0	0.0
161	P(HH)	0.0	0.0	0.1	0.2	0.1	0.1	0.3	0.4	0.0	0.0	0.0	0.0	0.1
161	alfa	0.0	1.4	0.6	0.8	1.1	1.0	0.8	0.5	1.2	0.7	0.0	0.0	0.7
161	beta	0.0	0.4	9.9	11.6	9.0	13.8	18.6	18.6	4.7	6.7	0.0	0.0	7.8
162	MEDIA OBS	0	0	1	2	9	21	32	13	2	1	0	0	81
162	SD OBS	0	0	6	5	15	38	55	27	7	2	1	0	81
162	MAX OBS	0	2	31	19	58	177	264	139	33	6	7	0	332
162	MIN OBS	0	0	0	0	0	0	0	0	0	0	0	0	0

NID ESTACION	PARAMETRO	ENE	FEB	MAR	ABR	MAY	JUN	JUL	AGO	SEP	OCT	NOV	DIC	ANUAL
162	NDLLM OBS	0	0	0	1	1	2	2	1	0	0	0	0	7
162	P(HS)	0.0	0.0	0.0	0.0	0.0	0.0	0.0	0.0	0.0	0.0	0.0	0.0	0.0
162	P(HH)	0.0	0.0	0.3	0.3	0.1	0.2	0.2	0.3	0.1	0.1	0.0	0.0	0.1
162	alfa	0.0	0.0	0.9	1.0	0.9	1.0	0.8	0.5	2.2	2.1	6.7	0.0	1.4
162	beta	0.0	0.0	8.4	4.7	8.5	13.8	19.1	20.9	2.5	1.3	0.8	0.0	6.7
163	MEDIA OBS	0	0	1	6	11	27	40	19	2	1	0	0	109
163	SD OBS	0	1	5	19	19	47	71	34	6	1	1	0	103
163	MAX OBS	0	3	28	101	72	219	358	162	29	6	7	0	403
163	MIN OBS	0	0	0	0	0	0	0	0	0	0	0	0	0
163	NDLLM OBS	0	0	0	1	1	2	2	2	0	0	0	0	9
163	P(HS)	0.0	0.0	0.0	0.0	0.0	0.0	0.1	0.0	0.0	0.0	0.0	0.0	0.0
163	P(HH)	0.0	0.2	0.2	0.2	0.1	0.1	0.2	0.3	0.1	0.1	0.0	0.0	0.1
163	alfa	0.0	2.1	0.9	0.3	0.8	1.0	0.7	0.5	1.4	1.1	5.3	0.0	1.2
163	beta	0.0	0.7	6.8	31.0	11.2	14.3	24.4	25.7	4.5	1.7	1.0	0.0	10.1
164	MEDIA OBS	0	0	2	6	14	23	29	18	3	1	1	1	98
164	SD OBS	1	0	6	20	21	42	48	28	6	2	3	3	90
164	MAX OBS	5	1	30	109	103	194	222	115	29	11	15	19	362
164	MIN OBS	0	0	0	0	0	0	0	0	0	0	0	0	0
164	NDLLM OBS	0	0	0	1	2	2	2	1	0	0	0	0	9
164	P(HS)	0.0	0.0	0.0	0.0	0.0	0.0	0.1	0.0	0.0	0.0	0.0	0.0	0.0
164	P(HH)	0.0	0.0	0.2	0.2	0.2	0.2	0.2	0.2	0.1	0.1	0.0	0.3	0.1
164	alfa	1.9	0.0	0.8	0.4	0.7	0.9	0.9	0.7	1.0	1.7	1.0	1.7	1.0
164	beta	1.8	0.0	6.2	22.0	12.9	15.5	14.8	17.5	5.8	1.9	6.0	3.1	9.0
165	MEDIA OBS	0	0	2	7	14	33	52	20	5	1	0	0	133
165	SD OBS	1	1	6	23	23	62	90	30	15	2	1	0	124
165	MAX OBS	6	6	31	125	91	300	455	107	80	10	7	0	489
165	MIN OBS	0	0	0	0	0	0	0	0	0	0	0	0	0
165	NDLLM OBS	0	0	0	1	1	2	2	2	1	0	0	0	9
165	P(HS)	0.0	0.0	0.0	0.0	0.0	0.0	0.1	0.0	0.0	0.0	0.0	0.0	0.0
165	P(HH)	0.0	0.0	0.3	0.2	0.1	0.2	0.2	0.3	0.2	0.1	0.0	0.0	0.1
165	alfa	0.0	1.8	0.4	0.5	0.8	1.1	0.6	0.7	1.2	1.6	4.8	0.0	1.1
165	beta	0.0	1.8	14.0	27.0	13.6	17.0	34.7	20.2	7.9	1.8	1.2	0.0	11.6
166	MEDIA OBS	0	0	2	9	16	40	54	27	5	1	0	0	156
166	SD OBS	1	2	7	29	26	71	85	55	13	3	1	0	146
166	MAX OBS	3	12	36	161	109	347	360	282	64	15	8	3	663
166	MIN OBS	0	0	0	0	0	0	0	0	0	0	0	0	5
166	NDLLM OBS	0	0	0	1	1	2	3	2	1	0	0	0	10
166	P(HS)	0.0	0.0	0.0	0.0	0.0	0.1	0.1	0.0	0.0	0.0	0.0	0.0	0.0
166	P(HH)	0.0	0.0	0.1	0.2	0.1	0.2	0.3	0.2	0.1	0.1	0.0	0.0	0.1
166	alfa	1.0	0.6	0.5	0.5	0.8	1.1	0.8	0.4	1.3	2.3	0.0	0.0	0.8
166	beta	1.8	10.6	13.3	31.7	14.8	18.8	25.9	44.1	7.3	2.0	0.0	0.0	14.2
167	MEDIA OBS	3	4	4	10	21	32	46	29	6	4	1	2	163
167	SD OBS	7	6	6	21	23	47	61	44	12	9	5	5	112
167	MAX OBS	31	23	16	114	106	239	276	189	59	34	28	18	469
167	MIN OBS	0	0	0	0	0	0	0	0	0	0	0	0	43
167	NDLLM OBS	1	1	1	1	2	3	4	2	1	1	0	1	16
167	P(HS)	0.0	0.0	0.0	0.0	0.0	0.1	0.1	0.0	0.0	0.0	0.0	0.0	0.0
167	P(HH)	0.1	0.3	0.1	0.2	0.3	0.2	0.3	0.3	0.1	0.2	0.0	0.2	0.2
167	alfa	1.9	3.5	2.0	0.5	1.5	1.0	0.7	0.8	2.0	2.4	0.9	2.7	1.6
167	beta	2.7	1.5	2.4	17.0	7.3	10.9	18.3	15.9	3.4	3.1	9.7	1.6	7.8

NID ESTACION	PARAMETRO	ENE	FEB	MAR	ABR	MAY	JUN	JUL	AGO	SEP	OCT	NOV	DIC	ANUAL
168	MEDIA OBS	0	1	1	7	18	34	50	24	6	1	0	0	143
168	SD OBS	1	4	2	17	31	56	85	35	9	2	1	2	121
168	MAX OBS	7	17	12	87	155	257	398	163	40	7	4	11	441
168	MIN OBS	0	0	0	0	0	0	0	0	0	0	0	0	8
168	NDLLM OBS	0	0	0	1	2	2	3	2	1	0	0	0	10
168	P(HS)	0.0	0.0	0.0	0.0	0.0	0.1	0.1	0.0	0.0	0.0	0.0	0.0	0.0
168	P(HH)	0.0	0.3	0.1	0.2	0.2	0.2	0.2	0.3	0.1	0.1	0.0	0.5	0.2
168	alfa	7.8	5.2	1.6	0.6	1.1	1.1	0.7	0.6	0.7	3.5	2.9	15.1	3.4
168	beta	0.4	2.0	1.7	17.4	10.8	15.1	25.3	26.0	10.0	0.9	0.8	0.4	9.2
172	MEDIA OBS	0	0	1	6	17	29	46	23	5	2	0	0	131
172	SD OBS	0	1	5	17	27	43	71	28	12	9	0	1	102
172	MAX OBS	2	7	27	90	115	183	306	131	54	51	1	4	395
172	MIN OBS	0	0	0	0	0	0	0	0	0	0	0	0	5
172	NDLLM OBS	0	0	0	1	1	2	3	2	1	0	0	0	10
172	P(HS)	0.0	0.0	0.0	0.0	0.0	0.1	0.1	0.0	0.0	0.0	0.0	0.0	0.0
172	P(HH)	0.0	0.0	0.1	0.2	0.1	0.2	0.2	0.3	0.2	0.0	0.0	0.0	0.1
172	alfa	0.0	0.0	0.4	0.8	1.2	1.0	0.7	0.7	0.8	0.6	15.1	0.0	1.8
172	beta	0.0	0.0	15.4	11.8	9.5	14.3	24.0	18.4	8.5	13.2	0.1	0.0	9.6
173	MEDIA OBS	2	2	3	12	21	39	46	24	7	3	1	0	161
173	SD OBS	5	4	6	28	32	57	59	32	13	7	4	2	104
173	MAX OBS	22	12	24	148	149	255	242	124	59	39	23	8	462
173	MIN OBS	0	0	0	0	0	0	0	0	0	0	0	0	18
173	NDLLM OBS	0	0	1	1	2	2	3	2	1	1	0	0	12
173	P(HS)	0.0	0.0	0.0	0.0	0.0	0.1	0.1	0.0	0.0	0.0	0.0	0.0	0.0
173	P(HH)	0.1	0.1	0.1	0.2	0.2	0.2	0.2	0.2	0.1	0.1	0.0	0.0	0.1
173	alfa	1.8	2.6	1.2	0.6	0.7	1.1	0.9	0.6	0.8	1.5	0.7	1.9	1.2
173	beta	4.0	2.0	5.5	20.0	15.7	16.1	18.6	24.3	9.0	3.8	9.7	2.4	10.9
174	MEDIA OBS	0	0	2	5	21	32	41	26	7	2	1	0	139
174	SD OBS	1	1	6	12	31	46	53	30	13	6	3	0	97
174	MAX OBS	3	6	21	59	129	180	210	138	47	23	18	0	431
174	MIN OBS	0	0	0	0	0	0	0	0	0	0	0	0	4
174	NDLLM OBS	0	0	0	1	2	2	3	2	1	0	0	0	12
174	P(HS)	0.0	0.0	0.0	0.0	0.0	0.1	0.1	0.0	0.0	0.0	0.0	0.0	0.0
174	P(HH)	0.0	0.0	0.2	0.2	0.3	0.2	0.3	0.3	0.2	0.1	0.1	0.0	0.2
174	alfa	1.5	0.9	1.5	0.8	1.1	0.8	0.7	0.8	0.8	3.2	0.9	0.0	1.1
174	beta	0.6	3.9	4.0	8.6	9.6	17.9	19.3	15.8	8.2	2.1	6.6	0.0	8.0
177	MEDIA OBS	0	0	1	4	13	27	37	20	5	1	0	0	107
177	SD OBS	0	1	6	12	17	40	53	29	11	2	1	0	77
177	MAX OBS	2	7	36	67	56	150	243	141	48	13	5	0	308
177	MIN OBS	0	0	0	0	0	0	0	0	0	0	0	0	4
177	NDLLM OBS	0	0	0	0	1	2	3	2	1	0	0	0	9
177	P(HS)	0.0	0.0	0.0	0.0	0.0	0.1	0.1	0.0	0.0	0.0	0.0	0.0	0.0
177	P(HH)	0.0	0.0	0.0	0.1	0.1	0.1	0.3	0.2	0.1	0.0	0.0	0.0	0.1
177	alfa	0.0	0.0	0.3	0.4	0.9	1.2	0.7	0.6	1.1	0.9	1.2	0.0	0.6
177	beta	0.0	0.0	29.0	20.0	9.7	12.0	19.5	20.7	6.0	5.6	2.1	0.0	10.4
179	MEDIA OBS	0	0	1	5	13	26	36	19	5	1	0	0	107
179	SD OBS	0	1	4	20	16	39	47	25	10	5	0	0	76
179	MAX OBS	2	4	22	114	53	150	206	114	50	21	2	0	300
179	MIN OBS	0	0	0	0	0	0	0	0	0	0	0	0	9
179	NDLLM OBS	0	0	0	1	2	2	3	2	1	0	0	0	12

NID ESTACION	PARAMETRO	ENE	FEB	MAR	ABR	MAY	JUN	JUL	AGO	SEP	OCT	NOV	DIC	ANUAL
179	P(HS)	0.0	0.0	0.0	0.0	0.0	0.1	0.1	0.0	0.0	0.0	0.0	0.0	0.0
179	P(HH)	0.0	0.0	0.1	0.2	0.2	0.2	0.3	0.3	0.1	0.0	0.0	0.0	0.1
179	alfa	1.4	0.0	0.4	0.3	0.8	0.8	0.6	0.6	0.5	0.3	18.1	0.0	2.0
179	beta	0.9	0.0	11.9	29.0	8.4	14.0	19.2	16.3	7.1	12.2	0.1	0.0	9.9
180	MEDIA OBS	0	0	2	5	15	29	43	21	5	3	0	0	123
180	SD OBS	1	0	6	20	18	44	59	30	12	10	1	0	95
180	MAX OBS	5	1	34	114	73	165	258	143	62	55	5	0	386
180	MIN OBS	0	0	0	0	0	0	0	0	0	0	0	0	11
180	NDLLM OBS	0	0	0	0	1	2	3	2	1	0	0	0	9
180	P(HS)	0.0	0.0	0.0	0.0	0.0	0.1	0.1	0.0	0.0	0.0	0.0	0.0	0.0
180	P(HH)	0.0	0.0	0.0	0.1	0.1	0.2	0.3	0.2	0.1	0.0	0.0	0.0	0.1
180	alfa	0.0	0.0	0.4	0.2	1.2	1.0	0.9	0.5	0.9	0.4	0.0	0.0	0.5
180	beta	0.0	0.0	19.6	52.2	9.2	14.3	16.8	26.0	9.0	27.7	0.0	0.0	14.6
181	MEDIA OBS	0	0	2	5	15	30	42	23	5	2	0	0	125
181	SD OBS	1	1	7	20	20	46	57	32	11	7	0	0	92
181	MAX OBS	3	7	37	114	65	178	264	161	52	37	2	1	400
181	MIN OBS	0	0	0	0	0	0	0	0	0	0	0	0	13
181	NDLLM OBS	0	0	0	1	2	2	3	2	1	0	0	0	12
181	P(HS)	0.0	0.0	0.0	0.0	0.0	0.1	0.1	0.1	0.0	0.0	0.0	0.0	0.0
181	P(HH)	0.0	0.0	0.0	0.1	0.2	0.3	0.3	0.3	0.1	0.0	0.0	0.0	0.1
181	alfa	0.0	0.0	0.4	0.3	0.7	0.8	0.7	0.4	0.6	0.3	2.1	0.0	0.5
181	beta	0.0	0.0	23.9	28.9	12.1	16.4	20.3	24.4	7.8	22.5	0.4	0.0	13.1
183	MEDIA OBS	0	0	3	7	26	40	54	32	11	4	2	0	178
183	SD OBS	1	1	7	16	37	55	73	34	19	8	5	0	121
183	MAX OBS	5	4	23	84	169	211	326	143	75	27	24	0	526
183	MIN OBS	0	0	0	0	0	0	0	0	0	0	0	0	15
183	NDLLM OBS	0	0	0	1	2	2	3	2	1	0	0	0	13
183	P(HS)	0.0	0.0	0.0	0.0	0.0	0.1	0.1	0.0	0.0	0.0	0.0	0.0	0.0
183	P(HH)	0.0	0.0	0.2	0.2	0.3	0.3	0.3	0.3	0.2	0.1	0.1	0.0	0.2
183	alfa	2.0	0.0	1.4	0.7	1.2	0.9	0.8	1.0	0.9	6.6	1.5	0.0	1.4
183	beta	1.2	0.0	4.8	14.9	11.2	19.2	21.8	15.1	9.2	1.6	5.2	0.0	8.7
184	MEDIA OBS	0	0	1	6	17	34	47	24	6	1	0	0	136
184	SD OBS	1	1	6	20	23	51	68	30	13	3	1	0	96
184	MAX OBS	6	5	32	115	74	206	306	135	64	15	3	3	365
184	MIN OBS	0	0	0	0	0	0	0	0	0	0	0	0	8
184	NDLLM OBS	0	0	0	1	2	3	3	2	1	1	0	0	13
184	P(HS)	0.0	0.0	0.0	0.0	0.0	0.1	0.1	0.1	0.0	0.0	0.0	0.0	0.0
184	P(HH)	0.3	0.0	0.1	0.2	0.2	0.3	0.3	0.3	0.2	0.1	0.0	0.0	0.2
184	alfa	1.2	0.8	0.2	0.3	0.6	0.7	0.5	0.5	0.5	0.2	2.3	0.0	0.6
184	beta	2.2	3.1	22.1	29.0	16.1	19.1	27.4	20.8	8.9	7.4	0.9	0.0	13.1
186	MEDIA OBS	0	0	4	12	26	38	54	32	12	3	1	0	183
186	SD OBS	2	0	11	27	35	51	72	33	17	8	2	1	114
186	MAX OBS	13	1	57	146	143	209	312	151	71	44	8	8	451
186	MIN OBS	0	0	0	0	0	0	0	0	0	0	0	0	36
186	NDLLM OBS	0	0	0	1	2	2	3	2	2	0	0	0	13
186	P(HS)	0.0	0.0	0.0	0.0	0.0	0.1	0.1	0.0	0.0	0.0	0.0	0.0	0.0
186	P(HH)	0.0	0.0	0.0	0.1	0.3	0.2	0.3	0.3	0.2	0.0	0.1	0.0	0.1
186	alfa	0.0	0.0	0.8	0.7	1.1	1.0	0.8	0.9	1.3	0.8	3.6	0.0	0.9
186	beta	0.0	0.0	11.4	19.2	13.2	16.5	22.4	15.8	5.4	8.7	1.1	0.0	9.5
189	MEDIA OBS	0	0	2	6	19	41	54	30	9	2	0	0	164

NID ESTACION	PARAMETRO	ENE	FEB	MAR	ABR	MAY	JUN	JUL	AGO	SEP	OCT	NOV	DIC	ANUAL
189	SD OBS	0	1	6	16	23	62	83	38	18	5	1	1	119
189	MAX OBS	0	3	31	89	74	242	359	177	93	29	6	5	462
189	MIN OBS	0	0	0	0	0	0	0	0	0	0	0	0	11
189	NDLLM OBS	0	0	0	1	2	2	3	2	1	0	0	0	12
189	P(HS)	0.0	0.0	0.0	0.0	0.0	0.1	0.1	0.0	0.0	0.0	0.0	0.0	0.0
189	P(HH)	0.0	0.0	0.0	0.2	0.2	0.3	0.3	0.3	0.2	0.0	0.0	0.0	0.1
189	alfa	0.0	0.0	0.5	0.4	1.1	0.7	0.6	0.6	0.8	0.4	9.0	0.0	1.2
189	beta	0.0	0.0	15.3	21.6	9.4	22.6	27.9	24.4	8.4	13.1	0.5	0.0	11.9
190	MEDIA OBS	0	0	1	6	23	35	56	31	6	3	0	0	161
190	SD OBS	1	0	5	19	28	48	79	55	14	11	0	0	129
190	MAX OBS	7	2	26	104	104	180	312	291	62	60	2	0	551
190	MIN OBS	0	0	0	0	0	0	0	0	0	0	0	0	10
190	NDLLM OBS	0	0	0	0	2	2	3	2	1	0	0	0	10
190	P(HS)	0.0	0.0	0.0	0.0	0.0	0.1	0.1	0.0	0.0	0.0	0.0	0.0	0.0
190	P(HH)	0.0	0.0	0.0	0.1	0.2	0.2	0.4	0.2	0.2	0.0	0.0	0.0	0.1
190	alfa	0.0	0.0	0.9	0.7	0.6	1.0	0.9	0.4	1.4	0.8	0.0	0.0	0.6
190	beta	0.0	0.0	11.3	22.0	21.2	16.8	21.8	38.7	5.7	26.0	0.0	0.0	13.6
191	MEDIA OBS	2	1	5	13	43	63	84	53	19	6	3	1	293
191	SD OBS	6	2	11	32	58	83	108	58	28	14	7	4	185
191	MAX OBS	33	8	43	172	267	329	503	243	107	53	33	23	798
191	MIN OBS	0	0	0	0	0	0	0	0	0	0	0	0	26
191	NDLLM OBS	0	0	1	1	2	3	3	2	1	1	0	0	14
191	P(HS)	0.0	0.0	0.0	0.0	0.0	0.1	0.1	0.1	0.0	0.0	0.0	0.0	0.0
191	P(HH)	0.0	0.0	0.2	0.2	0.3	0.3	0.3	0.3	0.2	0.1	0.1	0.3	0.2
191	alfa	0.9	1.9	1.4	0.5	1.2	0.8	0.8	0.9	1.1	1.6	0.7	2.9	1.2
191	beta	7.1	2.4	6.8	33.8	18.1	28.4	32.0	25.4	12.0	7.1	13.0	1.8	15.7
192	MEDIA OBS	0	0	2	10	27	47	60	33	10	3	0	0	193
192	SD OBS	2	0	7	24	35	70	87	41	19	6	1	1	132
192	MAX OBS	10	1	41	129	133	320	407	182	93	29	6	6	547
192	MIN OBS	0	0	0	0	0	0	0	0	0	0	0	0	24
192	NDLLM OBS	0	0	0	1	2	3	3	2	1	1	0	0	14
192	P(HS)	0.0	0.0	0.0	0.0	0.0	0.1	0.1	0.0	0.0	0.0	0.0	0.0	0.0
192	P(HH)	0.0	0.0	0.1	0.3	0.2	0.3	0.3	0.3	0.1	0.0	0.0	0.0	0.1
192	alfa	0.0	1.1	0.3	0.4	1.1	0.8	0.7	0.7	0.9	1.1	1.1	0.0	0.7
192	beta	0.0	0.5	19.8	25.5	13.4	20.7	26.3	21.1	8.1	4.4	2.4	0.0	11.8
194	MEDIA OBS	0	0	2	9	26	48	65	34	8	4	0	0	196
194	SD OBS	0	0	8	24	37	76	102	47	21	11	1	0	162
194	MAX OBS	0	0	45	113	149	305	447	198	111	56	6	0	615
194	MIN OBS	0	0	0	0	0	0	0	0	0	0	0	0	2
194	NDLLM OBS	0	0	0	1	1	2	3	2	1	0	0	0	10
194	P(HS)	0.0	0.0	0.0	0.0	0.0	0.1	0.1	0.0	0.0	0.0	0.0	0.0	0.0
194	P(HH)	0.0	0.0	0.0	0.2	0.2	0.2	0.3	0.2	0.2	0.1	0.0	0.0	0.1
194	alfa	0.0	0.0	0.4	0.4	0.7	0.9	0.8	0.6	0.7	0.4	1.0	0.0	0.5
194	beta	0.0	0.0	28.7	34.0	23.9	26.1	30.4	33.5	13.6	21.6	3.7	0.0	18.0
195	MEDIA OBS	0	0	2	5	20	37	47	22	7	1	0	0	140
195	SD OBS	0	0	6	15	25	60	67	24	19	2	1	0	107
195	MAX OBS	0	0	35	83	76	277	277	74	102	11	8	0	401
195	MIN OBS	0	0	0	0	0	0	0	0	0	0	0	0	5
195	NDLLM OBS	0	0	0	1	2	2	3	2	1	0	0	0	9
195	P(HS)	0.0	0.0	0.0	0.0	0.0	0.1	0.1	0.0	0.0	0.0	0.0	0.0	0.0

NID ESTACION	PARAMETRO	ENE	FEB	MAR	ABR	MAY	JUN	JUL	AGO	SEP	OCT	NOV	DIC	ANUAL
195	P(HH)	0.0	0.0	0.0	0.1	0.2	0.2	0.3	0.2	0.1	0.1	0.0	0.0	0.1
195	alfa	0.0	0.0	0.7	0.3	0.8	1.0	1.0	0.9	0.6	1.4	0.0	0.0	0.6
195	beta	0.0	0.0	16.2	28.0	15.5	17.2	19.1	15.2	16.8	3.1	0.0	0.0	10.9
196	MEDIA OBS	1	0	3	12	31	61	71	40	11	3	1	0	232
196	SD OBS	4	0	8	29	38	83	102	48	26	6	2	1	160
196	MAX OBS	21	0	40	160	154	369	458	205	132	23	9	5	631
196	MIN OBS	0	0	0	0	0	0	0	0	0	0	0	0	34
196	NDLLM OBS	0	0	0	1	2	3	3	2	1	0	0	0	13
196	P(HS)	0.0	0.0	0.0	0.0	0.0	0.1	0.1	0.0	0.0	0.0	0.0	0.0	0.0
196	P(HH)	0.3	0.0	0.1	0.3	0.3	0.3	0.3	0.4	0.2	0.1	0.0	0.0	0.2
196	alfa	93.4	0.0	0.6	0.3	1.5	1.0	0.7	0.7	0.7	1.1	1.7	0.0	8.5
196	beta	0.1	0.0	13.2	36.9	13.2	22.1	31.6	23.5	14.3	6.2	3.4	0.0	13.7
197	MEDIA OBS	0	0	2	7	21	44	55	32	9	3	0	0	173
197	SD OBS	2	1	5	21	26	62	84	43	18	8	1	0	134
197	MAX OBS	9	3	27	111	101	256	347	211	88	45	7	1	537
197	MIN OBS	0	0	0	0	0	0	0	0	0	0	0	0	17
197	NDLLM OBS	0	0	0	1	2	3	3	3	2	1	0	0	14
197	P(HS)	0.0	0.0	0.0	0.0	0.0	0.1	0.1	0.1	0.0	0.0	0.0	0.0	0.0
197	P(HH)	0.3	0.0	0.1	0.2	0.2	0.3	0.3	0.3	0.2	0.1	0.0	0.0	0.2
197	alfa	2.9	0.0	0.5	0.2	0.6	0.8	0.7	0.5	0.6	0.3	1.1	0.0	0.7
197	beta	1.4	0.0	11.8	46.3	17.5	20.5	24.0	27.3	10.1	20.7	2.6	0.0	15.2
198	MEDIA OBS	1	0	4	16	39	72	77	50	15	6	2	0	284
198	SD OBS	5	1	9	41	50	99	98	67	27	14	7	1	195
198	MAX OBS	26	5	46	226	220	441	409	256	135	77	36	6	808
198	MIN OBS	0	0	0	0	0	0	0	0	0	0	0	0	59
198	NDLLM OBS	0	0	0	1	2	3	3	2	1	1	0	0	15
198	P(HS)	0.0	0.0	0.0	0.0	0.0	0.1	0.1	0.1	0.0	0.0	0.0	0.0	0.0
198	P(HH)	0.4	0.0	0.0	0.2	0.2	0.3	0.3	0.3	0.1	0.1	0.1	0.0	0.2
198	alfa	0.8	16.0	0.8	0.6	1.1	1.1	0.9	0.8	0.9	0.7	1.7	4.5	2.5
198	beta	7.8	0.3	11.9	27.2	18.9	22.7	25.0	26.3	11.8	12.1	5.4	1.0	14.2
199	MEDIA OBS	2	1	5	20	46	81	83	58	20	6	2	1	325
199	SD OBS	7	3	10	48	59	105	98	67	27	12	6	2	204
199	MAX OBS	32	13	43	268	275	514	448	236	133	57	26	8	894
199	MIN OBS	0	0	0	0	0	0	0	0	0	0	0	0	63
199	NDLLM OBS	0	0	1	2	2	4	4	3	2	1	0	0	18
199	P(HS)	0.0	0.0	0.0	0.0	0.0	0.1	0.1	0.1	0.0	0.0	0.0	0.0	0.0
199	P(HH)	0.1	0.3	0.0	0.3	0.3	0.3	0.4	0.3	0.2	0.2	0.1	0.0	0.2
199	alfa	1.8	5.9	2.0	0.4	1.0	1.0	1.2	0.9	0.9	1.0	1.5	11.9	2.5
199	beta	8.1	0.9	5.8	32.9	20.7	21.0	18.6	22.5	12.3	9.6	8.3	0.5	13.4
200	MEDIA OBS	0	0	3	9	27	40	58	32	10	3	1	0	183
200	SD OBS	1	0	9	30	32	58	85	34	16	8	2	1	127
200	MAX OBS	8	2	47	164	111	273	365	130	73	41	12	4	525
200	MIN OBS	0	0	0	0	0	0	0	0	0	0	0	0	24
200	NDLLM OBS	0	0	0	1	2	3	3	2	1	0	0	0	13
200	P(HS)	0.0	0.0	0.0	0.0	0.0	0.1	0.1	0.1	0.0	0.0	0.0	0.0	0.0
200	P(HH)	0.0	0.0	0.1	0.2	0.2	0.2	0.3	0.2	0.2	0.0	0.0	0.0	0.1
200	alfa	0.0	0.0	1.0	0.3	0.7	0.9	0.8	0.9	1.6	0.5	1.1	0.0	0.7
200	beta	0.0	0.0	9.5	47.3	20.2	16.5	22.4	15.0	5.4	15.7	5.4	0.0	13.1
201	MEDIA OBS	0	0	3	9	28	50	63	41	12	3	1	0	209
201	SD OBS	2	0	9	26	33	71	90	50	21	9	3	0	157

NID ESTACION	PARAMETRO	ENE	FEB	MAR	ABR	MAY	JUN	JUL	AGO	SEP	OCT	NOV	DIC	ANUAL
201	MAX OBS	10	2	48	139	132	310	366	217	101	45	17	1	608
201	MIN OBS	0	0	0	0	0	0	0	0	0	0	0	0	22
201	NDLLM OBS	0	0	0	1	2	3	3	2	1	0	0	0	13
201	P(HS)	0.0	0.0	0.0	0.0	0.0	0.1	0.1	0.0	0.0	0.0	0.0	0.0	0.0
201	P(HH)	0.3	0.0	0.1	0.3	0.2	0.2	0.3	0.3	0.2	0.1	0.2	0.0	0.2
201	alfa	1.4	0.0	0.7	0.3	0.8	1.0	0.9	0.7	1.3	0.4	0.9	0.0	0.7
201	beta	3.6	0.0	11.9	36.7	17.9	19.8	22.0	26.9	7.2	18.4	7.6	0.0	14.3
202	MEDIA OBS	0	0	1	7	25	39	51	28	8	4	1	0	163
202	SD OBS	1	0	4	17	26	46	67	33	15	10	2	0	116
202	MAX OBS	4	2	16	82	106	173	274	135	59	45	9	0	510
202	MIN OBS	0	0	0	0	0	0	0	0	0	0	0	0	15
202	NDLLM OBS	0	0	0	1	2	3	3	2	1	0	0	0	14
202	P(HS)	0.0	0.0	0.0	0.0	0.0	0.1	0.1	0.1	0.0	0.0	0.0	0.0	0.0
202	P(HH)	0.3	0.0	0.1	0.1	0.2	0.3	0.3	0.3	0.1	0.1	0.0	0.0	0.1
202	alfa	24.5	0.0	1.3	0.5	1.1	0.9	0.9	0.6	0.9	0.5	1.8	0.0	2.8
202	beta	0.1	0.0	4.7	21.7	11.8	14.2	16.6	18.0	7.4	15.9	2.3	0.0	9.4
203	MEDIA OBS	1	1	4	12	28	48	64	34	10	3	2	0	207
203	SD OBS	4	2	7	21	47	65	89	38	14	8	4	2	138
203	MAX OBS	19	6	25	85	244	319	391	167	70	41	22	11	568
203	MIN OBS	0	0	0	0	0	0	0	0	0	0	0	0	12
203	NDLLM OBS	1	0	1	1	2	3	4	3	2	1	0	0	18
203	P(HS)	0.0	0.0	0.0	0.0	0.1	0.1	0.1	0.1	0.0	0.0	0.0	0.0	0.0
203	P(HH)	0.3	0.1	0.1	0.3	0.2	0.2	0.3	0.3	0.2	0.1	0.1	0.1	0.2
203	alfa	0.9	2.1	1.4	0.5	0.2	0.8	0.7	0.6	1.6	1.2	1.1	0.4	1.0
203	beta	2.9	1.0	5.0	18.1	54.3	18.8	26.2	19.9	3.9	4.9	5.0	7.0	13.9
204	MEDIA OBS	1	1	5	11	34	52	60	38	19	6	4	1	231
204	SD OBS	4	2	9	19	38	57	67	36	23	10	8	3	129
204	MAX OBS	16	7	26	99	160	224	310	117	113	35	30	19	551
204	MIN OBS	0	0	0	0	0	0	0	0	0	0	0	0	34
204	NDLLM OBS	0	0	1	1	3	4	4	3	2	1	1	0	20
204	P(HS)	0.0	0.0	0.0	0.0	0.1	0.1	0.1	0.1	0.1	0.0	0.0	0.0	0.0
204	P(HH)	0.1	0.1	0.2	0.3	0.3	0.4	0.4	0.3	0.3	0.1	0.3	0.2	0.2
204	alfa	2.4	1.0	1.5	1.0	1.1	1.1	0.8	1.1	1.2	1.5	1.8	1.8	1.4
204	beta	1.7	2.2	5.0	9.1	11.9	13.2	17.3	11.1	6.9	5.1	3.9	2.3	7.5
205	MEDIA OBS	0	0	3	10	31	53	63	40	16	6	1	0	224
205	SD OBS	2	1	6	23	35	64	75	42	25	13	6	0	143
205	MAX OBS	13	3	23	121	112	252	338	182	113	56	32	0	647
205	MIN OBS	0	0	0	0	0	0	0	0	0	0	0	0	36
205	NDLLM OBS	0	0	0	1	2	3	4	3	2	1	0	0	16
205	P(HS)	0.0	0.0	0.0	0.0	0.1	0.1	0.1	0.1	0.1	0.0	0.0	0.0	0.0
205	P(HH)	0.3	0.0	0.1	0.2	0.2	0.3	0.3	0.3	0.2	0.0	0.1	0.0	0.2
205	alfa	84.5	0.0	1.4	0.6	0.9	0.8	1.1	0.6	0.9	0.7	0.6	0.0	7.7
205	beta	0.1	0.0	6.5	18.8	15.3	19.5	16.6	22.5	9.9	15.8	12.7	0.0	11.5
206	MEDIA OBS	0	0	1	7	27	45	55	31	9	4	1	0	181
206	SD OBS	1	0	4	15	31	48	64	36	15	8	2	0	115
206	MAX OBS	5	0	15	59	103	162	271	152	60	35	9	0	490
206	MIN OBS	0	0	0	0	0	0	0	0	0	0	0	0	16
206	NDLLM OBS	0	0	0	1	2	3	3	2	1	0	0	0	12
206	P(HS)	0.0	0.0	0.0	0.0	0.1	0.1	0.1	0.0	0.0	0.0	0.0	0.0	0.0
206	P(HH)	0.0	0.0	0.0	0.1	0.2	0.2	0.2	0.3	0.1	0.1	0.0	0.0	0.1
206	alfa	0.0	0.0	1.4	1.0	1.0	1.2	1.4	0.9	1.0	0.8	3.2	0.0	1.0

NID ESTACION	PARAMETRO	ENE	FEB	MAR	ABR	MAY	JUN	JUL	AGO	SEP	OCT	NOV	DIC	ANUAL
206	beta	0.0	0.0	5.3	11.1	13.9	14.3	13.1	15.8	10.2	10.2	1.5	0.0	8.0
207	MEDIA OBS	0	0	2	7	25	45	53	30	10	3	1	0	177
207	SD OBS	2	0	4	13	27	54	68	34	19	9	2	0	118
207	MAX OBS	10	1	17	52	98	208	287	136	71	41	12	0	513
207	MIN OBS	0	0	0	0	0	0	0	0	0	0	0	0	16
207	NDLLM OBS	0	0	0	1	2	3	4	3	2	1	0	0	17
207	P(HS)	0.0	0.0	0.0	0.0	0.1	0.1	0.1	0.1	0.1	0.0	0.0	0.0	0.0
207	P(HH)	0.3	0.0	0.1	0.2	0.2	0.3	0.3	0.3	0.2	0.0	0.1	0.0	0.2
207	alfa	20.1	0.0	0.9	0.4	1.0	0.7	0.9	0.6	0.5	0.4	0.6	0.0	2.2
207	beta	0.2	0.0	5.1	14.6	11.2	18.6	16.3	17.4	10.7	14.7	4.6	0.0	9.5
208	MEDIA OBS	1	0	4	14	31	58	72	41	18	7	2	0	248
208	SD OBS	3	2	6	30	37	69	93	39	23	12	7	1	156
208	MAX OBS	18	9	24	155	140	292	448	162	103	49	36	5	778
208	MIN OBS	0	0	0	0	0	0	0	0	0	0	0	0	49
208	NDLLM OBS	0	0	1	1	3	3	4	3	2	1	0	0	18
208	P(HS)	0.0	0.0	0.0	0.0	0.1	0.1	0.1	0.1	0.1	0.0	0.0	0.0	0.0
208	P(HH)	0.2	0.0	0.1	0.2	0.2	0.3	0.3	0.3	0.2	0.1	0.1	0.0	0.2
208	alfa	3.7	8.6	1.7	0.5	0.7	0.9	0.9	1.0	1.0	0.7	0.8	1.2	1.8
208	beta	2.1	0.8	4.5	22.2	17.0	20.0	21.2	12.7	8.7	11.4	9.6	2.2	11.0
209	MEDIA OBS	0	0	1	7	26	48	53	33	10	4	0	0	182
209	SD OBS	2	0	3	15	29	55	71	38	17	9	1	0	130
209	MAX OBS	10	0	11	61	108	211	301	178	83	35	3	0	588
209	MIN OBS	0	0	0	0	0	0	0	0	0	0	0	0	15
209	NDLLM OBS	0	0	0	1	2	3	3	3	1	1	0	0	15
209	P(HS)	0.0	0.0	0.0	0.0	0.0	0.1	0.1	0.1	0.0	0.0	0.0	0.0	0.0
209	P(HH)	0.2	0.0	0.0	0.1	0.2	0.3	0.3	0.3	0.1	0.0	0.0	0.0	0.1
209	alfa	2.6	0.0	5.9	0.5	1.1	0.9	1.2	0.8	0.8	0.6	5.0	0.0	1.6
209	beta	1.4	0.0	1.2	18.8	11.3	16.3	13.2	15.0	9.4	11.4	0.4	0.0	8.2
210	MEDIA OBS	0	0	5	11	46	70	81	55	25	7	4	0	303
210	SD OBS	0	0	8	19	49	77	87	54	36	13	9	1	172
210	MAX OBS	2	2	30	94	206	298	371	215	167	44	39	6	746
210	MIN OBS	0	0	0	0	0	0	0	0	0	0	0	0	39
210	NDLLM OBS	0	0	1	1	3	4	4	3	2	1	0	0	20
210	P(HS)	0.0	0.0	0.0	0.0	0.1	0.1	0.1	0.1	0.1	0.0	0.0	0.0	0.0
210	P(HH)	0.0	0.0	0.2	0.3	0.3	0.3	0.4	0.3	0.2	0.1	0.2	0.3	0.2
210	alfa	0.9	0.8	1.7	0.8	0.9	1.4	1.3	1.4	1.0	1.8	1.5	1.3	1.2
210	beta	1.2	0.6	4.4	12.7	15.5	13.0	15.5	13.2	12.4	6.2	5.5	1.2	8.4
211	MEDIA OBS	0	0	2	10	33	63	76	42	15	5	2	0	249
211	SD OBS	3	0	5	23	35	74	101	45	22	12	6	0	168
211	MAX OBS	16	0	19	123	112	273	445	201	84	53	31	2	808
211	MIN OBS	0	0	0	0	0	0	0	0	0	0	0	0	45
211	NDLLM OBS	0	0	0	1	2	4	4	3	2	1	0	0	17
211	P(HS)	0.0	0.0	0.0	0.0	0.1	0.1	0.1	0.1	0.0	0.0	0.0	0.0	0.0
211	P(HH)	0.3	0.0	0.0	0.2	0.3	0.3	0.3	0.3	0.2	0.0	0.2	0.0	0.2
211	alfa	9.8	0.0	1.2	0.4	1.1	0.7	1.0	0.8	0.7	0.3	0.5	0.9	1.4
211	beta	0.8	0.0	5.6	22.6	14.2	25.6	19.8	18.1	12.0	22.7	13.2	1.4	13.0
212	MEDIA OBS	2	0	4	15	34	68	73	47	17	5	2	0	268
212	SD OBS	9	1	7	30	41	87	90	57	27	9	6	1	175
212	MAX OBS	51	7	29	157	168	429	399	238	119	41	28	5	757
212	MIN OBS	0	0	0	0	0	0	0	0	0	0	0	0	46
212	NDLLM OBS	0	0	1	2	3	4	4	3	2	1	0	0	20

NID ESTACION	PARAMETRO	ENE	FEB	MAR	ABR	MAY	JUN	JUL	AGO	SEP	OCT	NOV	DIC	ANUAL
212	P(HS)	0.0	0.0	0.0	0.0	0.1	0.1	0.1	0.1	0.1	0.0	0.0	0.0	0.0
212	P(HH)	0.0	0.1	0.1	0.3	0.2	0.3	0.3	0.3	0.2	0.2	0.2	0.0	0.2
212	alfa	1.4	1.9	1.4	0.5	0.6	1.0	0.9	0.5	0.8	0.7	0.8	2.3	1.1
212	beta	6.9	1.3	4.0	20.4	22.3	18.1	18.9	27.1	11.2	8.5	7.6	1.2	12.3
213	MEDIA OBS	1	0	3	17	41	79	94	58	19	6	2	0	319
213	SD OBS	4	0	7	36	47	93	123	67	25	13	7	2	212
213	MAX OBS	24	1	29	187	165	437	598	298	99	58	38	10	1057
213	MIN OBS	0	0	0	0	0	0	0	0	0	0	0	0	84
213	NDLLM OBS	0	0	0	1	2	4	4	3	2	1	0	0	17
213	P(HS)	0.0	0.0	0.0	0.0	0.1	0.1	0.1	0.1	0.0	0.0	0.0	0.0	0.0
213	P(HH)	0.2	0.0	0.1	0.2	0.3	0.3	0.3	0.3	0.2	0.0	0.1	0.0	0.2
213	alfa	0.9	0.0	1.0	0.7	0.8	1.1	0.9	0.7	1.4	0.7	0.8	4.5	1.1
213	beta	10.1	0.0	8.0	22.6	22.1	19.8	27.7	25.0	8.1	15.5	12.3	1.7	14.4
214	MEDIA OBS	0	0	2	8	37	64	66	43	14	6	2	0	243
214	SD OBS	0	0	5	18	43	85	83	45	23	13	4	0	169
214	MAX OBS	2	0	22	91	149	338	354	191	101	63	18	0	714
214	MIN OBS	0	0	0	0	0	0	0	0	0	0	0	0	15
214	NDLLM OBS	0	0	0	1	2	3	4	3	1	1	0	0	15
214	P(HS)	0.0	0.0	0.0	0.0	0.1	0.1	0.1	0.1	0.0	0.0	0.0	0.0	0.0
214	P(HH)	0.0	0.0	0.0	0.1	0.2	0.3	0.3	0.3	0.1	0.2	0.0	0.0	0.1
214	alfa	0.0	0.0	1.1	0.5	0.8	0.7	1.0	0.9	1.0	0.6	1.0	0.0	0.6
214	beta	0.0	0.0	8.2	21.6	20.3	28.9	18.8	17.9	11.6	15.0	6.7	0.0	12.4
215	MEDIA OBS	1	1	5	18	38	68	77	50	16	5	3	0	281
215	SD OBS	5	3	8	37	45	89	97	61	20	10	6	1	188
215	MAX OBS	26	14	28	191	174	447	419	266	87	45	27	4	812
215	MIN OBS	0	0	0	0	0	0	0	0	0	0	0	0	55
215	NDLLM OBS	0	0	1	1	3	4	4	3	2	1	0	0	19
215	P(HS)	0.0	0.0	0.0	0.0	0.1	0.1	0.1	0.1	0.1	0.0	0.0	0.0	0.0
215	P(HH)	0.1	0.0	0.2	0.3	0.2	0.3	0.3	0.4	0.2	0.2	0.1	0.0	0.2
215	alfa	1.3	1.2	2.4	0.6	0.7	1.2	1.1	0.7	1.1	0.7	1.1	5.3	1.4
215	beta	6.1	4.2	3.1	22.7	22.6	14.5	18.8	23.3	7.1	9.1	7.6	0.5	11.6
216	MEDIA OBS	0	0	2	8	36	70	78	43	13	4	2	0	257
216	SD OBS	2	0	5	19	41	87	121	49	24	13	5	0	194
216	MAX OBS	9	0	18	89	149	375	511	194	96	73	22	0	799
216	MIN OBS	0	0	0	0	0	0	0	0	0	0	0	0	16
216	NDLLM OBS	0	0	0	1	2	3	4	2	1	1	0	0	15
216	P(HS)	0.0	0.0	0.0	0.0	0.0	0.1	0.1	0.1	0.0	0.0	0.0	0.0	0.0
216	P(HH)	0.2	0.0	0.1	0.2	0.3	0.3	0.3	0.3	0.1	0.2	0.0	0.0	0.2
216	alfa	112.9	0.0	1.1	0.5	0.9	0.9	0.5	0.7	0.6	0.3	0.8	0.0	9.9
216	beta	0.0	0.0	6.6	23.6	18.2	24.0	42.1	25.3	17.5	21.3	8.9	0.0	15.6
218	MEDIA OBS	2	1	4	11	31	56	70	42	15	4	4	0	240
218	SD OBS	4	3	7	20	39	70	91	43	25	8	7	1	147
218	MAX OBS	20	9	22	103	136	257	354	170	122	34	32	4	569
218	MIN OBS	0	0	0	0	0	0	0	0	0	0	0	0	25
218	NDLLM OBS	0	1	1	1	2	4	4	3	2	1	1	0	20
218	P(HS)	0.0	0.0	0.0	0.0	0.1	0.1	0.1	0.1	0.0	0.0	0.0	0.0	0.0
218	P(HH)	0.1	0.1	0.3	0.2	0.3	0.3	0.4	0.3	0.2	0.1	0.2	0.2	0.2
218	alfa	1.6	1.1	2.0	0.6	0.7	1.0	0.8	0.8	0.8	0.8	0.7	1.3	1.0
218	beta	2.6	2.7	3.6	15.0	18.4	14.0	21.2	16.2	11.5	6.8	8.9	1.2	10.2
219	MEDIA OBS	0	0	4	11	58	86	96	68	28	7	3	0	361

NID ESTACION	PARAMETRO	ENE	FEB	MAR	ABR	MAY	JUN	JUL	AGO	SEP	OCT	NOV	DIC	ANUAL
219	SD OBS	0	0	8	19	60	97	105	68	43	14	9	0	207
219	MAX OBS	0	0	30	90	229	367	447	297	201	50	40	1	883
219	MIN OBS	0	0	0	0	0	0	0	0	0	0	0	0	34
219	NDLLM OBS	0	0	0	1	3	4	4	3	2	1	0	0	18
219	P(HS)	0.0	0.0	0.0	0.0	0.1	0.1	0.1	0.1	0.1	0.0	0.0	0.0	0.0
219	P(HH)	0.0	0.0	0.2	0.2	0.3	0.4	0.4	0.3	0.2	0.1	0.3	0.0	0.2
219	alfa	0.0	0.0	3.9	0.9	1.1	1.4	1.4	1.1	1.0	1.2	2.6	0.0	1.2
219	beta	0.0	0.0	2.8	12.7	18.2	16.9	17.6	20.1	14.9	9.4	4.2	0.0	9.7
220	MEDIA OBS	2	3	5	10	59	83	93	61	26	8	4	2	355
220	SD OBS	3	4	7	14	59	91	107	55	37	12	7	3	190
220	MAX OBS	11	16	27	62	212	356	424	194	171	48	24	9	771
220	MIN OBS	0	0	0	0	0	2	0	0	0	0	0	0	66
220	NDLLM OBS	3	3	2	2	6	7	6	5	4	2	2	2	43
220	P(HS)	0.1	0.1	0.0	0.0	0.1	0.1	0.1	0.1	0.1	0.0	0.0	0.0	0.1
220	P(HH)	0.4	0.3	0.3	0.4	0.4	0.4	0.5	0.4	0.3	0.3	0.2	0.3	0.4
220	alfa	5.5	5.0	0.4	0.4	0.4	0.5	0.5	0.5	0.4	0.4	0.7	1.9	1.4
220	beta	0.2	0.2	6.0	10.4	28.1	24.8	28.6	25.6	17.7	11.0	3.9	0.4	13.1
221	MEDIA OBS	0	0	3	9	37	58	74	46	15	6	1	0	251
221	SD OBS	1	0	7	23	44	64	96	48	23	15	3	0	167
221	MAX OBS	4	0	28	120	153	220	396	210	80	58	16	0	725
221	MIN OBS	0	0	0	0	0	0	0	0	0	0	0	0	17
221	NDLLM OBS	0	0	0	1	2	3	4	3	2	1	0	0	16
221	P(HS)	0.0	0.0	0.0	0.0	0.1	0.1	0.1	0.1	0.0	0.0	0.0	0.0	0.0
221	P(HH)	0.2	0.0	0.0	0.1	0.2	0.3	0.3	0.3	0.1	0.0	0.1	0.0	0.1
221	alfa	1.6	0.0	1.1	0.6	0.8	1.1	0.9	0.8	0.9	0.5	2.5	0.0	0.9
221	beta	1.1	0.0	9.0	19.7	22.2	15.6	22.8	21.2	11.8	20.4	2.1	0.0	12.2
222	MEDIA OBS	0	0	3	9	60	84	94	62	23	7	3	0	345
222	SD OBS	0	0	7	16	64	98	114	57	37	12	5	2	200
222	MAX OBS	0	0	27	72	216	377	430	200	164	46	19	7	784
222	MIN OBS	0	0	0	0	0	0	0	0	0	0	0	0	25
222	NDLLM OBS	0	0	0	1	3	4	4	3	2	1	0	0	18
222	P(HS)	0.0	0.0	0.0	0.0	0.1	0.1	0.1	0.1	0.0	0.0	0.0	0.0	0.0
222	P(HH)	0.0	0.0	0.2	0.2	0.3	0.4	0.4	0.3	0.2	0.1	0.2	0.3	0.2
222	alfa	0.0	0.0	2.4	1.5	0.7	1.1	0.8	0.8	0.8	1.1	8.3	10.0	2.3
222	beta	0.0	0.0	3.2	7.3	28.3	22.1	29.8	25.4	15.9	9.3	0.8	0.4	11.9
223	MEDIA OBS	1	0	5	13	38	69	84	48	19	7	2	0	286
223	SD OBS	5	0	8	27	39	84	113	57	25	14	6	1	195
223	MAX OBS	30	1	30	136	168	424	461	291	103	63	31	2	903
223	MIN OBS	0	0	0	0	0	0	0	0	0	0	0	0	50
223	NDLLM OBS	0	0	1	1	3	4	4	4	3	1	0	0	22
223	P(HS)	0.0	0.0	0.0	0.0	0.1	0.1	0.1	0.1	0.1	0.0	0.0	0.0	0.0
223	P(HH)	0.1	0.0	0.1	0.3	0.3	0.3	0.4	0.3	0.3	0.1	0.1	0.1	0.2
223	alfa	2.3	40.5	0.7	0.4	0.6	0.8	0.6	0.6	0.5	0.4	0.5	2.2	4.2
223	beta	3.0	0.0	10.2	20.7	18.7	21.5	29.6	21.0	14.7	18.3	10.3	0.4	14.1
224	MEDIA OBS	0	0	4	6	41	60	71	43	14	6	2	0	247
224	SD OBS	1	0	7	11	49	64	94	41	23	15	4	0	154
224	MAX OBS	5	0	23	37	158	218	392	164	88	71	15	2	670
224	MIN OBS	0	0	0	0	0	0	0	0	0	0	0	0	27
224	NDLLM OBS	0	0	0	1	3	3	4	3	2	1	0	0	18
224	P(HS)	0.0	0.0	0.0	0.0	0.1	0.1	0.1	0.1	0.1	0.0	0.0	0.0	0.0

NID ESTACION	PARAMETRO	ENE	FEB	MAR	ABR	MAY	JUN	JUL	AGO	SEP	OCT	NOV	DIC	ANUAL
224	P(HH)	0.2	0.0	0.1	0.1	0.2	0.3	0.3	0.3	0.2	0.1	0.1	0.0	0.2
224	alfa	6.4	0.0	1.4	0.8	0.6	0.8	0.8	0.8	0.6	0.8	1.8	0.0	1.2
224	beta	0.3	0.0	6.1	7.8	22.8	22.5	22.4	18.7	12.7	11.8	2.5	0.0	10.6
225	MEDIA OBS	0	0	2	9	42	78	71	50	18	7	3	0	280
225	SD OBS	0	0	6	16	48	85	83	52	33	16	8	0	175
225	MAX OBS	3	0	26	62	180	295	357	243	157	66	42	0	770
225	MIN OBS	0	0	0	0	0	0	0	0	0	0	0	0	20
225	NDLLM OBS	0	0	0	1	2	3	3	2	1	1	0	0	14
225	P(HS)	0.0	0.0	0.0	0.0	0.1	0.1	0.1	0.1	0.0	0.0	0.0	0.0	0.0
225	P(HH)	0.0	0.0	0.0	0.1	0.2	0.3	0.2	0.2	0.1	0.1	0.0	0.0	0.1
225	alfa	0.0	0.0	0.9	0.8	0.9	1.0	1.3	1.1	0.7	0.7	0.6	0.0	0.7
225	beta	0.0	0.0	9.3	12.5	19.7	23.6	16.9	19.5	19.8	20.3	18.1	0.0	13.3
226	MEDIA OBS	0	0	5	10	49	75	80	55	22	8	3	0	307
226	SD OBS	2	0	8	16	52	76	99	54	30	15	6	0	192
226	MAX OBS	12	0	30	58	175	275	455	252	117	63	23	2	881
226	MIN OBS	0	0	0	0	0	0	0	0	0	0	0	0	32
226	NDLLM OBS	0	0	1	1	3	4	4	4	3	1	1	0	22
226	P(HS)	0.0	0.0	0.0	0.0	0.1	0.1	0.1	0.1	0.1	0.0	0.0	0.0	0.0
226	P(HH)	0.2	0.0	0.2	0.3	0.2	0.3	0.3	0.3	0.2	0.1	0.1	0.4	0.2
226	alfa	3.1	0.0	1.3	0.5	0.7	1.0	0.9	0.7	0.5	0.5	0.6	4.4	1.2
226	beta	1.4	0.0	7.4	16.3	24.6	18.8	20.6	22.0	14.7	13.4	7.9	0.1	12.3
227	MEDIA OBS	1	0	4	12	42	70	85	49	20	7	2	0	291
227	SD OBS	2	0	7	21	47	78	114	45	26	14	6	0	184
227	MAX OBS	14	0	25	77	185	317	498	198	98	56	31	0	844
227	MIN OBS	0	0	0	0	0	0	0	0	0	0	0	0	37
227	NDLLM OBS	0	0	1	2	3	4	4	4	3	1	0	0	21
227	P(HS)	0.0	0.0	0.0	0.0	0.1	0.1	0.1	0.1	0.1	0.0	0.0	0.0	0.0
227	P(HH)	0.2	0.0	0.1	0.2	0.2	0.3	0.3	0.3	0.2	0.1	0.1	0.0	0.2
227	alfa	1.7	0.0	1.1	0.4	0.7	0.9	0.8	0.8	0.6	0.5	1.8	0.0	0.8
227	beta	3.2	0.0	7.4	20.9	19.0	19.7	24.8	17.4	12.7	16.2	4.3	0.0	12.1
228	MEDIA OBS	0	0	4	8	59	83	88	59	24	7	4	0	335
228	SD OBS	1	0	7	13	60	93	100	53	36	12	7	1	184
228	MAX OBS	3	1	28	52	196	356	414	178	161	43	22	5	730
228	MIN OBS	0	0	0	0	0	0	0	0	0	0	0	0	33
228	NDLLM OBS	0	0	1	1	4	4	4	3	2	1	0	0	20
228	P(HS)	0.0	0.0	0.0	0.0	0.1	0.1	0.1	0.1	0.1	0.0	0.0	0.0	0.0
228	P(HH)	0.0	0.0	0.2	0.2	0.3	0.3	0.4	0.3	0.2	0.1	0.2	0.0	0.2
228	alfa	0.0	0.0	1.2	1.2	0.6	1.0	0.8	0.9	0.7	1.1	2.7	0.0	0.8
228	beta	0.0	0.0	6.5	7.8	24.8	19.6	23.9	20.6	14.7	8.8	3.0	0.0	10.8
229	MEDIA OBS	1	0	4	12	33	56	65	41	22	7	2	0	245
229	SD OBS	4	0	7	19	34	63	77	39	28	13	5	2	143
229	MAX OBS	19	1	29	77	131	275	324	173	114	58	28	10	644
229	MIN OBS	0	0	0	0	0	0	0	0	0	0	0	0	48
229	NDLLM OBS	0	0	0	1	3	4	4	3	2	1	0	0	20
229	P(HS)	0.0	0.0	0.0	0.0	0.1	0.1	0.1	0.1	0.1	0.0	0.0	0.0	0.0
229	P(HH)	0.1	0.0	0.0	0.2	0.2	0.3	0.3	0.3	0.2	0.1	0.1	0.0	0.2
229	alfa	3.2	0.0	1.9	0.8	0.8	0.9	0.9	0.9	0.9	0.6	1.5	1.4	1.2
229	beta	2.3	0.0	4.7	10.9	13.2	16.6	17.9	13.2	9.7	13.4	3.5	4.5	9.2
233	MEDIA OBS	1	0	4	10	30	51	57	36	20	6	2	0	219
233	SD OBS	3	2	6	15	31	54	67	32	24	11	6	1	125

NID ESTACION	PARAMETRO	ENE	FEB	MAR	ABR	MAY	JUN	JUL	AGO	SEP	OCT	NOV	DIC	ANUAL
233	MAX OBS	15	9	22	55	115	211	304	140	90	45	31	5	591
233	MIN OBS	0	0	0	0	0	0	0	0	0	0	0	0	59
233	NDLLM OBS	0	0	1	2	3	4	4	4	3	1	1	0	23
233	P(HS)	0.0	0.0	0.0	0.0	0.1	0.1	0.1	0.1	0.1	0.0	0.0	0.0	0.0
233	P(HH)	0.0	0.0	0.1	0.3	0.2	0.3	0.3	0.3	0.2	0.1	0.1	0.1	0.2
233	alfa	0.6	0.5	0.9	0.6	0.7	0.9	0.9	0.6	0.7	0.5	0.3	0.8	0.7
233	beta	8.1	5.2	6.7	10.8	13.2	14.3	15.0	14.1	9.9	12.7	12.4	2.5	10.4
234	MEDIA OBS	1	0	5	14	36	60	69	48	23	7	3	1	265
234	SD OBS	3	1	7	19	34	60	76	42	25	11	7	2	153
234	MAX OBS	16	8	24	74	121	248	346	163	104	44	38	8	683
234	MIN OBS	0	0	0	0	0	0	0	0	0	0	0	0	87
234	NDLLM OBS	0	0	1	1	3	4	4	4	3	1	1	0	22
234	P(HS)	0.0	0.0	0.0	0.0	0.1	0.1	0.1	0.1	0.1	0.0	0.0	0.0	0.0
234	P(HH)	0.1	0.0	0.0	0.2	0.2	0.2	0.3	0.3	0.2	0.2	0.1	0.0	0.2
234	alfa	0.9	1.2	2.2	1.0	0.9	1.0	1.0	0.8	0.7	0.5	0.3	1.6	1.0
234	beta	5.6	3.3	4.4	10.0	12.9	16.4	17.3	14.9	11.8	12.4	15.3	2.7	10.6
236	MEDIA OBS	0	0	4	9	43	66	76	46	19	7	2	0	272
236	SD OBS	2	0	8	15	48	71	94	42	26	16	4	0	171
236	MAX OBS	10	0	37	63	160	272	407	189	100	72	17	0	723
236	MIN OBS	0	0	0	0	0	0	0	0	0	0	0	0	40
236	NDLLM OBS	0	0	1	2	3	4	5	4	2	1	0	0	22
236	P(HS)	0.0	0.0	0.0	0.0	0.1	0.1	0.1	0.1	0.1	0.0	0.0	0.0	0.0
236	P(HH)	0.3	0.0	0.1	0.3	0.3	0.3	0.4	0.3	0.2	0.1	0.2	0.0	0.2
236	alfa	3.1	0.0	1.1	0.5	0.7	0.7	0.8	0.7	0.5	0.4	1.0	0.0	0.8
236	beta	1.6	0.0	8.7	11.1	17.6	20.4	20.1	16.8	15.0	19.7	4.8	0.0	11.3
237	MEDIA OBS	1	0	3	7	33	55	61	37	14	5	2	0	216
237	SD OBS	2	0	6	12	36	60	78	42	20	10	4	0	140
237	MAX OBS	12	0	28	54	135	223	343	216	76	46	18	0	684
237	MIN OBS	0	0	0	0	0	0	0	0	0	0	0	0	11
237	NDLLM OBS	0	0	0	1	3	4	4	3	2	1	0	0	18
237	P(HS)	0.0	0.0	0.0	0.0	0.1	0.1	0.1	0.1	0.1	0.0	0.0	0.0	0.0
237	P(HH)	0.0	0.0	0.0	0.2	0.2	0.3	0.3	0.2	0.2	0.0	0.1	0.0	0.1
237	alfa	0.6	0.0	1.1	0.7	0.9	0.7	0.9	0.8	0.6	0.6	2.1	0.0	0.7
237	beta	6.4	0.0	7.1	9.7	13.6	21.7	17.1	15.3	13.4	13.8	3.1	0.0	10.1
240	MEDIA OBS	0	0	4	10	42	65	71	46	20	7	2	0	265
240	SD OBS	1	0	8	18	48	62	77	39	24	16	4	0	148
240	MAX OBS	8	0	34	76	168	213	339	174	87	64	15	1	654
240	MIN OBS	0	0	0	0	0	0	0	0	0	0	0	0	27
240	NDLLM OBS	0	0	0	1	3	4	4	3	2	1	0	0	18
240	P(HS)	0.0	0.0	0.0	0.0	0.1	0.1	0.1	0.1	0.1	0.0	0.0	0.0	0.0
240	P(HH)	0.0	0.0	0.1	0.2	0.2	0.3	0.3	0.3	0.2	0.1	0.2	0.0	0.2
240	alfa	1.4	0.0	1.4	0.7	0.8	1.3	1.2	1.1	1.1	0.4	1.6	0.0	0.9
240	beta	3.8	0.0	7.4	12.9	17.8	13.5	14.6	13.6	8.9	25.9	4.1	0.0	10.2
241	MEDIA OBS	0	0	3	7	46	67	80	43	22	9	3	0	281
241	SD OBS	1	1	6	12	50	67	96	42	33	16	6	1	179
241	MAX OBS	5	8	25	49	183	227	412	199	109	68	19	3	738
241	MIN OBS	0	0	0	0	0	0	0	0	0	0	0	0	48
241	NDLLM OBS	0	0	0	1	3	4	4	3	3	1	1	0	20
241	P(HS)	0.0	0.0	0.0	0.0	0.1	0.1	0.1	0.1	0.1	0.0	0.0	0.0	0.0
241	P(HH)	0.1	0.0	0.0	0.2	0.2	0.3	0.3	0.3	0.1	0.2	0.1	0.0	0.2

NID ESTACION	PARAMETRO	ENE	FEB	MAR	ABR	MAY	JUN	JUL	AGO	SEP	OCT	NOV	DIC	ANUAL
241	alfa	3.3	1.0	1.7	1.4	0.8	0.9	1.1	0.9	0.6	0.4	1.5	3.6	1.4
241	beta	0.3	4.8	6.1	5.1	19.2	18.7	17.8	13.7	15.8	15.5	3.7	0.4	10.1
244	MEDIA OBS	1	0	5	16	43	67	75	49	26	7	4	1	293
244	SD OBS	4	1	8	24	43	68	85	45	26	13	8	4	159
244	MAX OBS	17	8	28	105	149	284	375	188	103	56	32	21	725
244	MIN OBS	0	0	0	0	2	0	0	0	0	0	0	0	92
244	NDLLM OBS	0	0	1	1	3	4	4	4	3	1	1	0	22
244	P(HS)	0.0	0.0	0.0	0.0	0.1	0.1	0.1	0.1	0.1	0.0	0.0	0.0	0.0
244	P(HH)	0.1	0.0	0.1	0.2	0.2	0.3	0.3	0.3	0.2	0.1	0.2	0.1	0.2
244	alfa	1.2	0.0	1.6	0.7	0.9	1.2	1.0	0.7	0.7	0.6	1.2	0.4	0.9
244	beta	4.9	0.0	5.1	15.5	15.2	14.1	17.1	16.7	12.6	11.1	4.9	12.1	10.8
245	MEDIA OBS	0	0	5	8	44	69	75	45	18	6	2	0	273
245	SD OBS	1	0	10	13	50	70	87	42	26	12	5	0	155
245	MAX OBS	8	0	37	46	193	253	394	192	98	54	23	2	712
245	MIN OBS	0	0	0	0	0	0	0	0	0	0	0	0	30
245	NDLLM OBS	0	0	1	1	3	4	4	3	2	1	0	0	19
245	P(HS)	0.0	0.0	0.0	0.0	0.1	0.1	0.1	0.1	0.1	0.0	0.0	0.0	0.0
245	P(HH)	0.2	0.0	0.2	0.1	0.2	0.3	0.3	0.3	0.2	0.1	0.0	0.0	0.2
245	alfa	2.8	0.0	1.3	1.2	0.8	0.9	1.0	1.0	0.7	0.6	1.5	0.0	1.0
245	beta	1.0	0.0	8.3	7.2	19.9	18.7	18.4	14.4	12.0	13.7	5.6	0.0	9.9
246	MEDIA OBS	0	0	4	8	47	76	71	46	17	9	3	0	280
246	SD OBS	0	1	9	13	52	78	86	36	25	18	8	1	161
246	MAX OBS	2	6	34	55	230	279	394	137	108	92	36	6	670
246	MIN OBS	0	0	0	0	0	0	0	0	0	0	0	0	21
246	NDLLM OBS	0	0	1	1	4	4	4	4	2	1	0	0	22
246	P(HS)	0.0	0.0	0.0	0.0	0.1	0.1	0.1	0.1	0.1	0.0	0.0	0.0	0.0
246	P(HH)	0.0	0.0	0.1	0.2	0.3	0.4	0.3	0.4	0.1	0.3	0.1	0.3	0.2
246	alfa	3.3	0.8	0.8	0.5	0.6	0.8	0.9	0.7	0.7	0.5	0.8	2.3	1.1
246	beta	0.4	2.7	9.9	10.6	21.8	22.3	18.3	17.7	10.7	15.3	10.1	0.9	11.7
247	MEDIA OBS	1	0	5	15	44	77	79	56	28	9	5	1	321
247	SD OBS	3	1	8	24	47	80	85	55	28	15	9	3	173
247	MAX OBS	16	2	28	92	144	345	393	253	101	68	36	12	803
247	MIN OBS	0	0	0	0	0	0	0	0	0	0	0	0	32
247	NDLLM OBS	0	0	1	1	3	4	4	4	3	1	1	0	21
247	P(HS)	0.0	0.0	0.0	0.0	0.1	0.1	0.1	0.1	0.1	0.0	0.0	0.0	0.0
247	P(HH)	0.1	0.0	0.1	0.2	0.2	0.3	0.4	0.3	0.2	0.1	0.2	0.0	0.2
247	alfa	1.9	102.7	1.6	0.9	1.0	1.1	1.1	1.1	1.4	0.8	1.5	1.0	9.7
247	beta	4.1	0.0	6.0	13.0	16.7	17.1	17.4	14.1	7.9	9.7	5.6	4.9	9.7
248	MEDIA OBS	1	1	3	11	36	64	69	43	19	6	3	0	256
248	SD OBS	2	4	7	20	38	71	83	42	26	13	7	0	146
248	MAX OBS	11	20	36	79	133	311	362	199	105	55	30	2	681
248	MIN OBS	0	0	0	0	0	0	0	0	0	0	0	0	57
248	NDLLM OBS	0	0	0	1	3	4	4	4	2	1	0	0	21
248	P(HS)	0.0	0.0	0.0	0.0	0.1	0.1	0.1	0.1	0.1	0.0	0.0	0.0	0.0
248	P(HH)	0.1	0.0	0.0	0.2	0.2	0.3	0.4	0.3	0.2	0.2	0.1	0.0	0.2
248	alfa	1.5	0.4	0.7	0.6	0.8	0.9	0.8	0.8	0.8	0.4	1.2	12.5	1.8
248	beta	2.7	15.4	10.8	14.8	15.7	17.1	20.7	15.2	10.1	16.2	6.5	0.1	12.1
249	MEDIA OBS	0	0	4	10	42	77	77	49	17	7	3	0	285
249	SD OBS	2	0	8	20	47	88	92	45	24	17	6	0	176
249	MAX OBS	9	1	34	85	179	316	382	212	85	68	32	1	737

NID ESTACION	PARAMETRO	ENE	FEB	MAR	ABR	MAY	JUN	JUL	AGO	SEP	OCT	NOV	DIC	ANUAL
249	MIN OBS	0	0	0	0	0	0	0	0	0	0	0	0	40
249	NDLLM OBS	0	0	0	1	3	4	4	3	2	1	0	0	18
249	P(HS)	0.0	0.0	0.0	0.0	0.1	0.1	0.1	0.1	0.0	0.0	0.0	0.0	0.0
249	P(HH)	0.2	0.0	0.0	0.1	0.2	0.3	0.3	0.3	0.2	0.1	0.1	0.0	0.2
249	alfa	4.7	0.0	1.1	0.6	0.8	1.1	1.1	1.1	1.0	0.4	1.0	0.0	1.1
249	beta	1.1	0.0	8.4	15.3	18.3	18.2	17.7	14.8	10.3	25.6	6.8	0.0	11.4
250	MEDIA OBS	0	0	4	8	46	74	83	49	19	7	3	0	293
250	SD OBS	0	1	9	14	51	82	96	44	34	15	6	0	168
250	MAX OBS	2	4	37	53	173	301	394	181	157	69	25	2	704
250	MIN OBS	0	0	0	0	0	0	0	0	0	0	0	0	48
250	NDLLM OBS	0	0	0	1	3	4	4	3	2	1	0	0	19
250	P(HS)	0.0	0.0	0.0	0.0	0.1	0.1	0.1	0.1	0.0	0.0	0.0	0.0	0.0
250	P(HH)	0.0	0.0	0.0	0.1	0.2	0.3	0.4	0.3	0.2	0.2	0.2	0.0	0.2
250	alfa	1.4	0.0	1.0	0.9	0.8	0.8	1.2	1.0	0.9	0.4	0.9	1.4	0.9
250	beta	0.9	0.0	9.6	8.3	20.2	22.9	16.5	16.1	12.9	18.9	9.0	0.8	11.3
252	MEDIA OBS	0	0	4	10	38	69	72	41	18	6	3	0	262
252	SD OBS	2	1	8	19	42	75	91	44	27	13	8	0	158
252	MAX OBS	10	8	38	73	161	320	376	217	111	60	37	0	717
252	MIN OBS	0	0	0	0	0	0	0	0	0	0	0	0	37
252	NDLLM OBS	0	0	0	1	3	4	4	3	2	1	0	0	20
252	P(HS)	0.0	0.0	0.0	0.0	0.1	0.1	0.1	0.1	0.0	0.0	0.0	0.0	0.0
252	P(HH)	0.2	0.0	0.0	0.2	0.2	0.3	0.3	0.3	0.2	0.1	0.3	0.0	0.2
252	alfa	1.4	0.6	0.8	0.6	0.7	1.0	0.8	0.9	0.8	0.4	1.0	0.0	0.8
252	beta	2.7	6.6	10.8	14.4	18.9	17.4	20.6	14.0	10.3	19.1	7.1	0.0	11.8
253	MEDIA OBS	1	0	3	12	61	108	110	70	26	10	4	0	404
253	SD OBS	2	1	5	26	62	112	123	67	42	22	9	2	235
253	MAX OBS	10	6	18	130	203	401	497	249	197	114	32	11	1064
253	MIN OBS	0	0	0	0	0	0	0	0	0	0	0	0	82
253	NDLLM OBS	0	0	0	1	4	5	5	4	2	1	0	0	22
253	P(HS)	0.0	0.0	0.0	0.0	0.1	0.1	0.1	0.1	0.1	0.0	0.0	0.0	0.0
253	P(HH)	0.0	0.0	0.0	0.3	0.3	0.3	0.4	0.3	0.3	0.2	0.2	0.2	0.2
253	alfa	5.0	37.3	1.4	0.6	0.8	0.9	0.8	0.8	0.8	0.6	1.7	19.4	5.8
253	beta	0.7	0.1	4.3	18.0	21.9	25.7	29.5	25.1	15.8	20.7	5.8	0.2	14.0
254	MEDIA OBS	2	1	5	14	43	75	82	47	27	7	5	1	307
254	SD OBS	5	2	8	23	44	83	101	52	27	11	8	3	177
254	MAX OBS	18	8	25	120	155	389	445	240	123	48	31	14	805
254	MIN OBS	0	0	0	0	0	0	0	0	0	0	0	0	77
254	NDLLM OBS	0	0	1	2	4	5	5	4	3	1	1	0	25
254	P(HS)	0.0	0.0	0.0	0.0	0.1	0.1	0.1	0.1	0.1	0.0	0.0	0.0	0.0
254	P(HH)	0.1	0.2	0.1	0.3	0.3	0.4	0.4	0.3	0.3	0.1	0.2	0.0	0.2
254	alfa	1.0	2.3	1.6	0.5	0.6	1.0	0.6	0.7	0.8	0.9	0.9	1.3	1.0
254	beta	6.3	1.7	5.6	14.1	17.3	15.8	25.8	15.2	12.6	7.4	7.2	2.9	11.0
256	MEDIA OBS	0	0	4	14	55	90	97	59	21	8	4	0	351
256	SD OBS	1	0	8	25	58	90	109	52	31	19	8	1	182
256	MAX OBS	8	1	30	110	221	318	475	214	116	84	37	4	834
256	MIN OBS	0	0	0	0	0	0	0	0	0	0	0	0	72
256	NDLLM OBS	0	0	1	2	4	5	5	4	3	1	0	0	23
256	P(HS)	0.0	0.0	0.0	0.0	0.1	0.1	0.1	0.1	0.1	0.0	0.0	0.0	0.0
256	P(HH)	0.2	0.0	0.1	0.3	0.3	0.3	0.4	0.3	0.2	0.2	0.2	0.0	0.2
256	alfa	0.9	0.0	1.0	0.6	0.7	0.9	1.0	0.8	0.5	0.5	1.2	3.1	0.9

NID ESTACION	PARAMETRO	ENE	FEB	MAR	ABR	MAY	JUN	JUL	AGO	SEP	OCT	NOV	DIC	ANUAL
256	beta	3.0	0.0	9.0	13.4	23.1	22.4	20.4	19.3	16.8	20.1	6.5	0.6	12.9
257	MEDIA OBS	1	0	4	11	36	71	64	40	18	5	4	0	254
257	SD OBS	4	1	6	19	36	80	74	39	25	10	9	0	149
257	MAX OBS	14	5	21	85	122	351	306	152	104	40	37	2	641
257	MIN OBS	0	0	0	0	0	0	0	0	0	0	0	0	41
257	NDLLM OBS	0	0	1	1	3	4	4	3	2	1	0	0	20
257	P(HS)	0.0	0.0	0.0	0.0	0.1	0.1	0.1	0.1	0.1	0.0	0.0	0.0	0.0
257	P(HH)	0.1	0.0	0.1	0.2	0.2	0.3	0.4	0.3	0.3	0.1	0.1	0.0	0.2
257	alfa	2.2	1.6	2.2	0.7	1.1	1.2	1.0	0.9	0.8	0.9	1.2	0.0	1.2
257	beta	2.9	1.5	3.4	12.9	11.7	14.3	15.6	14.0	10.1	8.1	9.0	0.0	8.6
258	MEDIA OBS	1	0	3	13	46	81	92	49	22	7	4	0	318
258	SD OBS	2	1	7	23	49	88	122	49	28	14	10	0	195
258	MAX OBS	9	5	30	100	180	405	560	246	110	66	41	2	846
258	MIN OBS	0	0	0	0	0	0	0	0	0	0	0	0	62
258	NDLLM OBS	0	0	0	1	3	4	5	3	2	1	0	0	21
258	P(HS)	0.0	0.0	0.0	0.0	0.1	0.1	0.1	0.1	0.1	0.0	0.0	0.0	0.0
258	P(HH)	0.1	0.0	0.1	0.2	0.3	0.4	0.4	0.3	0.3	0.1	0.2	0.0	0.2
258	alfa	3.5	144.5	1.6	0.6	0.7	1.1	0.7	0.8	1.0	0.4	1.0	17.0	14.4
258	beta	1.3	0.0	7.1	15.0	21.1	17.3	28.7	16.6	10.0	19.7	10.1	0.1	12.3
259	MEDIA OBS	0	0	2	11	52	85	85	48	17	7	3	0	313
259	SD OBS	0	2	5	25	58	91	99	45	27	16	8	1	188
259	MAX OBS	1	12	23	103	186	291	414	205	122	66	41	7	774
259	MIN OBS	0	0	0	0	0	0	1	0	0	0	0	0	39
259	NDLLM OBS	0	0	0	1	3	4	5	3	2	1	0	0	21
259	P(HS)	0.0	0.0	0.0	0.0	0.1	0.1	0.1	0.1	0.1	0.0	0.0	0.0	0.0
259	P(HH)	0.0	0.0	0.1	0.2	0.3	0.3	0.3	0.4	0.2	0.2	0.1	0.1	0.2
259	alfa	0.0	0.5	0.6	0.4	0.8	0.9	0.8	0.9	0.7	0.7	0.7	1.8	0.7
259	beta	0.0	9.4	8.9	20.5	19.9	21.9	21.6	16.3	12.4	12.9	11.8	1.2	13.1
260	MEDIA OBS	0	0	3	8	51	82	79	52	18	6	3	0	303
260	SD OBS	0	1	7	18	52	92	86	50	33	13	8	1	175
260	MAX OBS	2	5	32	90	185	333	348	199	154	58	33	4	659
260	MIN OBS	0	0	0	0	0	0	0	0	0	0	0	0	31
260	NDLLM OBS	0	0	0	1	3	4	4	3	2	1	0	0	18
260	P(HS)	0.0	0.0	0.0	0.0	0.1	0.1	0.1	0.1	0.0	0.0	0.0	0.0	0.0
260	P(HH)	0.0	0.0	0.1	0.1	0.3	0.3	0.4	0.3	0.3	0.1	0.3	0.5	0.2
260	alfa	9.6	0.0	1.1	0.7	1.0	1.3	1.2	1.1	1.0	0.6	1.1	9.5	2.3
260	beta	0.1	0.0	8.9	15.8	17.3	15.4	15.9	14.4	11.1	14.6	6.7	0.2	10.0
261	MEDIA OBS	1	1	4	12	39	69	63	41	18	6	4	0	258
261	SD OBS	4	2	7	20	39	76	72	37	23	12	10	0	152
261	MAX OBS	17	7	31	89	126	342	299	157	96	52	44	0	659
261	MIN OBS	0	0	0	0	0	0	0	0	0	0	0	0	57
261	NDLLM OBS	0	0	1	2	3	4	4	4	2	1	0	0	21
261	P(HS)	0.0	0.0	0.0	0.0	0.1	0.1	0.1	0.1	0.1	0.0	0.0	0.0	0.0
261	P(HH)	0.1	0.0	0.1	0.3	0.3	0.3	0.4	0.4	0.2	0.2	0.1	0.0	0.2
261	alfa	0.9	1.5	1.3	0.5	1.1	1.0	1.0	0.9	1.0	0.7	0.8	0.0	0.9
261	beta	5.8	2.0	6.4	13.7	11.9	15.4	15.6	12.6	9.0	9.9	13.3	0.0	9.6
262	MEDIA OBS	0	0	4	10	43	70	69	41	18	7	4	0	267
262	SD OBS	1	1	8	15	42	79	76	36	23	14	8	1	149
262	MAX OBS	5	6	35	53	152	291	329	157	92	59	37	3	649
262	MIN OBS	0	0	0	0	0	0	0	0	0	0	0	0	44

NID ESTACION	PARAMETRO	ENE	FEB	MAR	ABR	MAY	JUN	JUL	AGO	SEP	OCT	NOV	DIC	ANUAL
262	NDLLM OBS	0	0	1	2	5	5	6	5	3	1	1	0	29
262	P(HS)	0.0	0.0	0.0	0.0	0.1	0.1	0.1	0.1	0.1	0.0	0.0	0.0	0.1
262	P(HH)	0.1	0.0	0.0	0.3	0.3	0.4	0.4	0.4	0.3	0.1	0.2	0.1	0.2
262	alfa	1.1	1.8	0.7	0.6	0.5	0.5	0.7	0.6	0.5	0.3	0.7	3.2	0.9
262	beta	1.7	1.9	11.2	8.4	16.5	23.7	16.0	14.8	11.6	18.2	9.6	0.7	11.2
263	MEDIA OBS	1	0	4	11	34	63	59	35	16	6	4	0	232
263	SD OBS	2	1	6	16	34	77	74	37	19	11	10	1	141
263	MAX OBS	8	6	17	59	103	316	340	183	68	49	38	2	603
263	MIN OBS	0	0	0	0	0	0	0	0	0	0	0	0	35
263	NDLLM OBS	0	0	1	2	4	5	5	4	3	1	1	0	25
263	P(HS)	0.0	0.0	0.0	0.0	0.1	0.1	0.1	0.1	0.1	0.0	0.0	0.0	0.0
263	P(HH)	0.2	0.0	0.0	0.2	0.3	0.3	0.4	0.3	0.3	0.1	0.2	0.0	0.2
263	alfa	1.2	0.4	1.2	0.5	0.5	0.7	0.6	0.6	0.6	0.4	0.6	1.9	0.8
263	beta	2.1	4.6	5.6	11.5	16.6	18.4	18.4	14.9	9.1	13.1	12.1	0.6	10.6
264	MEDIA OBS	0	0	2	6	27	48	49	29	10	3	3	0	177
264	SD OBS	2	1	4	13	30	61	63	32	16	7	9	0	113
264	MAX OBS	6	4	15	64	99	215	251	134	67	38	42	0	440
264	MIN OBS	0	0	0	0	0	0	0	0	0	0	0	0	12
264	NDLLM OBS	0	0	1	1	4	5	4	4	2	1	0	0	22
264	P(HS)	0.0	0.0	0.0	0.0	0.1	0.1	0.1	0.1	0.1	0.0	0.0	0.0	0.0
264	P(HH)	0.2	0.0	0.2	0.2	0.3	0.4	0.4	0.4	0.2	0.2	0.2	0.0	0.2
264	alfa	0.8	0.9	0.9	0.2	0.4	0.5	0.5	0.5	0.7	0.2	0.5	0.0	0.5
264	beta	2.7	1.8	4.2	19.6	16.8	19.9	20.4	14.3	7.0	16.6	14.0	0.0	11.4
266	MEDIA OBS	0	0	4	14	73	111	111	64	26	10	4	1	417
266	SD OBS	1	2	8	23	78	118	128	54	35	21	9	3	230
266	MAX OBS	3	9	30	94	320	409	530	256	133	102	36	20	934
266	MIN OBS	0	0	0	0	0	0	1	0	0	0	0	0	71
266	NDLLM OBS	0	0	1	2	4	5	5	4	3	1	1	0	25
266	P(HS)	0.0	0.0	0.0	0.0	0.1	0.1	0.1	0.1	0.1	0.0	0.0	0.0	0.0
266	P(HH)	0.0	0.0	0.1	0.2	0.3	0.4	0.4	0.4	0.2	0.2	0.2	0.1	0.2
266	alfa	19.7	1.3	1.1	0.9	0.6	0.7	0.8	0.6	0.5	0.5	1.1	0.5	2.4
266	beta	0.1	4.0	7.7	10.3	30.6	30.0	27.0	28.0	16.9	18.7	6.5	7.1	15.6
267	MEDIA OBS	1	1	4	14	40	70	68	42	21	7	5	1	275
267	SD OBS	2	3	6	19	38	75	73	38	22	10	12	2	151
267	MAX OBS	10	10	22	77	120	326	341	174	75	37	52	10	658
267	MIN OBS	0	0	0	0	1	0	0	0	0	0	0	0	53
267	NDLLM OBS	0	0	1	2	4	5	5	4	3	1	1	0	27
267	P(HS)	0.0	0.0	0.0	0.0	0.1	0.1	0.1	0.1	0.1	0.0	0.0	0.0	0.1
267	P(HH)	0.1	0.0	0.1	0.3	0.3	0.4	0.4	0.4	0.2	0.1	0.2	0.2	0.2
267	alfa	1.3	1.9	1.5	0.7	0.7	0.9	0.9	0.8	0.9	0.9	0.4	0.9	1.0
267	beta	2.4	2.8	4.4	9.8	14.6	15.0	13.5	13.1	8.0	6.5	14.7	3.0	9.0
269	MEDIA OBS	2	1	4	10	40	64	65	45	19	7	5	0	263
269	SD OBS	5	3	8	18	42	72	72	44	25	12	12	1	145
269	MAX OBS	20	11	34	90	140	277	279	166	103	49	50	2	594
269	MIN OBS	0	0	0	0	0	0	0	0	0	0	0	0	32
269	NDLLM OBS	1	1	1	2	4	6	5	5	4	1	1	0	29
269	P(HS)	0.0	0.0	0.0	0.0	0.1	0.1	0.1	0.1	0.1	0.0	0.0	0.0	0.1
269	P(HH)	0.3	0.1	0.3	0.3	0.3	0.4	0.4	0.4	0.4	0.3	0.2	0.0	0.3
269	alfa	0.4	1.1	0.5	0.3	0.6	0.6	0.7	0.7	0.6	0.4	0.4	2.6	0.7
269	beta	8.3	2.0	9.3	16.6	17.0	18.0	17.0	15.1	9.9	12.5	17.9	0.4	12.0

NID ESTACION	PARAMETRO	ENE	FEB	MAR	ABR	MAY	JUN	JUL	AGO	SEP	OCT	NOV	DIC	ANUAL
270	MEDIA OBS	0	1	5	13	64	102	101	67	27	12	4	0	396
270	SD OBS	0	3	10	25	69	104	113	54	35	24	9	1	221
270	MAX OBS	0	18	36	113	265	367	478	207	129	111	39	6	911
270	MIN OBS	0	0	0	0	0	0	0	0	0	0	0	0	79
270	NDLLM OBS	0	0	0	1	3	4	5	3	2	1	1	0	22
270	P(HS)	0.0	0.0	0.0	0.0	0.1	0.1	0.1	0.1	0.1	0.0	0.0	0.0	0.0
270	P(HH)	0.0	0.0	0.0	0.2	0.3	0.3	0.4	0.3	0.2	0.1	0.1	0.2	0.2
270	alfa	0.0	0.6	1.4	0.7	0.8	0.9	1.0	1.0	0.8	0.6	1.0	1.6	0.9
270	beta	0.0	12.6	8.5	12.7	23.6	24.9	20.3	19.8	15.1	21.7	7.9	1.2	14.0
271	MEDIA OBS	2	2	6	19	53	91	89	60	32	13	7	2	378
271	SD OBS	5	8	9	22	48	93	90	55	25	17	14	6	195
271	MAX OBS	20	45	44	74	173	417	450	209	109	77	62	27	868
271	MIN OBS	0	0	0	0	3	0	0	0	0	0	0	0	96
271	NDLLM OBS	0	0	1	3	5	6	6	5	4	2	1	0	34
271	P(HS)	0.0	0.0	0.0	0.1	0.1	0.1	0.1	0.1	0.1	0.1	0.0	0.0	0.1
271	P(HH)	0.2	0.0	0.2	0.4	0.4	0.4	0.4	0.4	0.3	0.2	0.2	0.2	0.3
271	alfa	1.2	0.8	0.8	0.8	0.7	0.9	0.8	0.6	0.9	0.7	0.4	0.5	0.8
271	beta	4.8	7.8	6.9	9.7	16.6	17.1	19.8	17.4	8.6	9.7	15.4	9.2	11.9
272	MEDIA OBS	0	1	4	13	60	88	90	55	24	10	4	0	348
272	SD OBS	0	2	7	21	62	85	101	41	30	18	10	2	193
272	MAX OBS	3	10	30	81	231	281	461	147	110	84	50	10	780
272	MIN OBS	0	0	0	0	0	0	2	0	0	0	0	0	57
272	NDLLM OBS	0	0	1	2	4	5	5	4	3	1	0	0	26
272	P(HS)	0.0	0.0	0.0	0.0	0.1	0.1	0.1	0.1	0.1	0.0	0.0	0.0	0.1
272	P(HH)	0.0	0.0	0.1	0.3	0.3	0.4	0.4	0.3	0.2	0.2	0.2	0.1	0.2
272	alfa	12.5	1.4	0.7	0.9	0.7	0.8	0.8	0.7	0.6	0.5	0.7	5.5	2.2
272	beta	0.1	3.5	8.7	8.9	21.0	21.6	20.2	18.1	13.0	16.8	12.8	0.5	12.1
273	MEDIA OBS	3	5	10	30	82	138	130	87	38	19	11	3	556
273	SD OBS	6	10	15	43	78	147	132	100	33	24	20	8	293
273	MAX OBS	22	42	69	176	269	575	524	370	137	94	94	36	1197
273	MIN OBS	0	0	0	0	5	0	0	0	0	0	0	0	103
273	NDLLM OBS	1	1	1	3	4	6	6	4	4	2	1	1	32
273	P(HS)	0.0	0.0	0.0	0.1	0.1	0.1	0.1	0.1	0.1	0.0	0.0	0.0	0.1
273	P(HH)	0.1	0.2	0.1	0.3	0.3	0.4	0.4	0.3	0.3	0.2	0.2	0.1	0.3
273	alfa	1.0	0.8	1.0	0.8	0.7	0.9	0.8	0.7	1.0	0.8	0.7	1.1	0.9
273	beta	5.7	9.1	9.7	14.7	29.1	27.3	27.3	29.2	10.0	12.9	14.8	5.5	16.3
274	MEDIA OBS	0	1	4	9	40	72	67	42	16	6	4	0	261
274	SD OBS	1	4	7	17	40	82	69	43	18	13	9	0	151
274	MAX OBS	7	21	26	75	131	290	291	179	70	58	44	2	682
274	MIN OBS	0	0	0	0	0	0	0	0	0	0	0	0	40
274	NDLLM OBS	0	0	0	1	3	4	5	3	2	1	0	0	21
274	P(HS)	0.0	0.0	0.0	0.0	0.1	0.1	0.1	0.1	0.1	0.0	0.0	0.0	0.0
274	P(HH)	0.0	0.0	0.2	0.2	0.2	0.3	0.4	0.3	0.2	0.2	0.1	0.0	0.2
274	alfa	1.5	1.3	1.2	0.7	0.9	1.1	1.0	0.9	1.0	0.4	1.0	76.1	7.2
274	beta	1.8	8.2	6.8	12.0	13.5	15.8	14.3	14.3	6.9	17.0	8.5	0.0	9.9
275	MEDIA OBS	0	0	4	13	45	81	86	49	23	8	4	0	313
275	SD OBS	1	2	7	19	41	91	108	45	24	13	10	1	189
275	MAX OBS	5	14	27	74	144	360	487	182	103	50	46	6	821
275	MIN OBS	0	0	0	0	0	0	0	0	0	0	0	0	60
275	NDLLM OBS	0	0	0	1	4	5	5	3	2	1	0	0	22

NID ESTACION	PARAMETRO	ENE	FEB	MAR	ABR	MAY	JUN	JUL	AGO	SEP	OCT	NOV	DIC	ANUAL
275	P(HS)	0.0	0.0	0.0	0.0	0.1	0.1	0.1	0.1	0.1	0.0	0.0	0.0	0.0
275	P(HH)	0.0	0.0	0.0	0.2	0.3	0.3	0.4	0.3	0.2	0.1	0.2	0.0	0.2
275	alfa	0.0	0.0	1.4	0.9	0.8	1.0	0.9	0.9	1.4	1.0	1.7	4.9	1.3
275	beta	0.0	0.0	6.7	10.0	15.7	18.2	20.8	15.3	7.1	10.9	5.8	0.8	9.3
276	MEDIA OBS	0	1	4	13	48	85	85	54	19	6	4	0	320
276	SD OBS	2	3	7	21	48	103	108	56	23	13	10	1	202
276	MAX OBS	10	16	26	93	163	375	517	222	94	59	44	4	898
276	MIN OBS	0	0	0	0	0	0	0	0	0	0	0	0	60
276	NDLLM OBS	0	0	1	2	3	4	4	3	2	1	0	0	22
276	P(HS)	0.0	0.0	0.0	0.0	0.1	0.1	0.1	0.1	0.1	0.0	0.0	0.0	0.0
276	P(HH)	0.1	0.0	0.1	0.3	0.2	0.3	0.3	0.2	0.2	0.1	0.2	0.0	0.2
276	alfa	2.0	0.5	0.9	0.6	0.9	1.0	0.9	0.9	1.1	0.5	1.6	1.6	1.0
276	beta	1.5	15.4	7.3	13.9	16.1	20.0	22.2	16.9	7.6	18.2	6.8	1.8	12.3
277	MEDIA OBS	0	1	4	17	78	103	102	68	31	12	5	1	422
277	SD OBS	0	3	8	27	81	110	104	59	40	22	12	1	228
277	MAX OBS	2	13	36	102	316	424	445	241	170	104	50	7	1030
277	MIN OBS	0	0	0	0	0	0	5	0	0	0	0	0	77
277	NDLLM OBS	0	0	1	2	5	6	6	4	3	1	1	0	30
277	P(HS)	0.0	0.0	0.0	0.0	0.1	0.1	0.1	0.1	0.1	0.0	0.0	0.0	0.1
277	P(HH)	0.0	0.0	0.1	0.3	0.4	0.4	0.4	0.4	0.2	0.2	0.2	0.0	0.2
277	alfa	1.4	1.8	0.8	0.4	0.5	0.7	0.7	0.6	0.3	0.6	0.6	1.7	0.8
277	beta	0.5	4.1	8.3	19.8	34.1	26.9	24.2	26.2	28.1	14.6	12.4	1.4	16.7
278	MEDIA OBS	0	2	8	23	92	151	159	98	40	14	9	1	598
278	SD OBS	1	9	17	43	90	164	198	88	46	35	17	3	352
278	MAX OBS	7	53	68	198	325	697	965	365	197	177	62	16	1626
278	MIN OBS	0	0	0	0	0	0	1	0	0	0	0	0	133
278	NDLLM OBS	0	0	1	2	4	5	6	4	3	1	1	0	25
278	P(HS)	0.0	0.0	0.0	0.0	0.1	0.1	0.1	0.1	0.1	0.0	0.0	0.0	0.0
278	P(HH)	0.0	0.0	0.1	0.2	0.3	0.4	0.4	0.3	0.2	0.1	0.3	0.0	0.2
278	alfa	2.6	1.0	0.7	0.6	0.8	1.0	0.6	0.7	1.0	0.7	1.7	1.3	1.1
278	beta	1.6	32.2	24.2	23.2	29.5	29.1	44.6	34.7	14.9	22.8	9.3	4.8	22.6
279	MEDIA OBS	1	2	4	15	70	106	114	59	29	9	5	1	414
279	SD OBS	5	6	8	27	70	118	142	52	32	20	12	1	241
279	MAX OBS	26	24	32	120	228	493	621	170	119	84	46	7	1055
279	MIN OBS	0	0	0	0	0	0	0	0	0	0	0	0	84
279	NDLLM OBS	0	0	1	2	4	5	6	4	3	1	1	0	28
279	P(HS)	0.0	0.0	0.0	0.0	0.1	0.1	0.1	0.1	0.1	0.0	0.0	0.0	0.1
279	P(HH)	0.3	0.0	0.1	0.2	0.3	0.4	0.4	0.3	0.3	0.2	0.3	0.1	0.3
279	alfa	0.6	1.4	0.8	0.6	0.5	0.7	0.6	0.5	0.5	0.2	0.7	1.0	0.7
279	beta	7.5	7.8	9.3	15.1	29.5	29.1	35.4	26.7	15.2	29.4	12.0	2.0	18.3
280	MEDIA OBS	0	1	5	16	77	130	128	81	30	11	6	1	486
280	SD OBS	1	3	9	31	76	140	137	75	43	24	13	3	267
280	MAX OBS	3	14	35	138	237	496	574	317	209	110	61	13	1126
280	MIN OBS	0	0	0	0	0	0	1	0	1	0	0	0	98
280	NDLLM OBS	0	0	1	2	5	6	6	6	5	2	1	1	36
280	P(HS)	0.0	0.0	0.0	0.1	0.1	0.2	0.1	0.1	0.1	0.1	0.0	0.0	0.1
280	P(HH)	0.1	0.0	0.1	0.3	0.4	0.4	0.4	0.4	0.3	0.2	0.2	0.2	0.3
280	alfa	0.8	0.4	0.5	0.3	0.5	0.6	0.5	0.5	0.3	0.2	0.2	0.4	0.4
280	beta	0.8	7.7	13.9	22.9	29.3	36.4	38.3	30.1	23.5	30.5	21.3	4.3	21.6
281	MEDIA OBS	0	1	6	22	100	129	118	81	39	14	6	2	519
281	SD OBS	1	4	9	41	101	114	110	65	45	17	13	8	245

NID ESTACION	PARAMETRO	ENE	FEB	MAR	ABR	MAY	JUN	JUL	AGO	SEP	OCT	NOV	DIC	ANUAL
281	MAX OBS	5	21	31	180	401	462	424	266	178	56	48	36	1016
281	MIN OBS	0	0	0	0	0	0	0	0	0	0	0	0	126
281	NDLLM OBS	0	0	1	2	5	6	6	5	3	2	1	0	29
281	P(HS)	0.0	0.0	0.0	0.0	0.1	0.1	0.1	0.1	0.1	0.0	0.0	0.0	0.1
281	P(HH)	0.1	0.0	0.1	0.2	0.4	0.4	0.4	0.3	0.3	0.2	0.3	0.2	0.2
281	alfa	12.3	0.4	1.3	0.4	0.6	0.9	1.0	0.7	0.7	1.0	0.5	1.3	1.8
281	beta	0.1	13.0	6.6	31.2	38.5	26.0	20.0	25.5	18.1	9.1	17.0	4.8	17.5
282	MEDIA OBS	0	1	3	8	35	62	52	36	13	5	3	0	218
282	SD OBS	1	3	5	13	34	70	56	36	15	9	9	0	119
282	MAX OBS	6	17	17	63	107	245	222	148	60	48	45	2	508
282	MIN OBS	0	0	0	0	1	0	0	0	0	0	0	0	29
282	NDLLM OBS	0	0	1	2	4	5	5	4	3	1	1	0	26
282	P(HS)	0.0	0.0	0.0	0.0	0.1	0.1	0.1	0.1	0.1	0.0	0.0	0.0	0.1
282	P(HH)	0.3	0.1	0.2	0.2	0.3	0.3	0.4	0.4	0.3	0.2	0.2	0.1	0.2
282	alfa	1.3	0.3	1.0	0.5	0.7	0.6	0.7	0.7	0.7	0.4	0.6	2.8	0.9
282	beta	1.2	10.4	4.8	10.5	13.1	20.3	13.4	11.5	7.1	12.4	10.5	0.2	9.6
283	MEDIA OBS	0	1	3	10	38	70	57	38	15	6	4	1	243
283	SD OBS	1	3	6	17	39	78	59	38	18	12	11	2	141
283	MAX OBS	6	16	22	67	126	261	249	165	84	56	56	11	608
283	MIN OBS	0	0	0	0	1	0	1	0	0	0	0	0	67
283	NDLLM OBS	0	0	0	2	4	5	5	4	2	1	0	0	24
283	P(HS)	0.0	0.0	0.0	0.0	0.1	0.1	0.1	0.1	0.1	0.0	0.0	0.0	0.0
283	P(HH)	0.1	0.1	0.1	0.3	0.2	0.3	0.3	0.3	0.3	0.2	0.1	0.1	0.2
283	alfa	3.1	0.5	1.0	0.7	0.7	0.7	1.0	0.7	0.8	0.4	1.0	1.1	1.0
283	beta	0.7	8.5	6.7	10.0	15.0	19.8	12.1	13.5	8.1	15.4	10.9	3.6	10.4
285	MEDIA OBS	0	1	5	20	90	145	135	86	43	15	7	1	549
285	SD OBS	0	4	9	33	90	156	152	78	51	26	15	5	299
285	MAX OBS	2	18	34	137	391	580	641	343	196	105	72	22	1319
285	MIN OBS	0	0	0	0	0	1	3	0	0	0	0	0	139
285	NDLLM OBS	0	0	1	2	5	6	6	5	5	2	1	0	34
285	P(HS)	0.0	0.0	0.0	0.1	0.1	0.1	0.1	0.1	0.1	0.1	0.0	0.0	0.1
285	P(HH)	0.0	0.0	0.2	0.2	0.4	0.4	0.4	0.3	0.3	0.2	0.2	0.1	0.2
285	alfa	1.2	1.0	0.9	0.5	0.5	0.6	0.7	0.5	0.3	0.3	0.3	0.6	0.6
285	beta	0.8	8.7	9.7	19.2	32.9	41.2	33.4	34.4	27.8	21.1	23.9	6.8	21.7
287	MEDIA OBS	0	1	7	29	128	163	186	116	53	15	8	1	708
287	SD OBS	1	4	11	52	124	145	186	96	65	28	18	4	331
287	MAX OBS	3	23	41	224	488	634	786	362	251	107	82	17	1366
287	MIN OBS	0	0	0	0	0	0	0	0	0	0	0	0	138
287	NDLLM OBS	0	0	1	2	5	6	6	5	4	2	1	0	33
287	P(HS)	0.0	0.0	0.0	0.1	0.1	0.1	0.1	0.1	0.1	0.0	0.0	0.0	0.1
287	P(HH)	0.0	0.1	0.1	0.2	0.4	0.4	0.4	0.4	0.3	0.2	0.2	0.1	0.2
287	alfa	1.0	0.4	1.2	0.3	0.4	0.6	0.7	0.5	0.4	0.3	0.5	1.2	0.6
287	beta	1.1	13.7	7.3	41.7	56.3	40.7	41.0	44.5	38.3	26.6	19.9	4.6	28.0
288	MEDIA OBS	0	1	4	17	78	124	114	74	33	11	6	2	463
288	SD OBS	0	4	8	29	80	134	116	65	49	21	13	7	269
288	MAX OBS	1	19	30	140	282	505	484	263	201	98	56	37	1141
288	MIN OBS	0	0	0	0	0	0	0	0	0	0	0	0	104
288	NDLLM OBS	0	0	1	2	6	7	8	6	4	2	1	0	37
288	P(HS)	0.0	0.0	0.0	0.1	0.1	0.1	0.1	0.1	0.1	0.0	0.0	0.0	0.1
288	P(HH)	0.1	0.1	0.2	0.3	0.5	0.4	0.5	0.4	0.3	0.3	0.2	0.1	0.3
288	alfa	1.9	0.3	0.5	0.3	0.5	0.5	0.5	0.6	0.3	0.2	0.4	0.2	0.5

NID ESTACION	PARAMETRO	ENE	FEB	MAR	ABR	MAY	JUN	JUL	AGO	SEP	OCT	NOV	DIC	ANUAL
288	beta	0.3	10.5	12.3	23.4	30.0	36.4	31.2	22.4	23.5	24.1	18.4	21.8	21.2
289	MEDIA OBS	0	2	6	23	103	159	176	106	55	15	8	2	653
289	SD OBS	1	5	10	48	95	159	191	87	67	24	16	6	331
289	MAX OBS	3	25	36	243	337	673	829	378	289	84	62	26	1428
289	MIN OBS	0	0	0	0	0	0	6	0	0	0	0	0	143
289	NDLLM OBS	0	0	1	2	4	5	5	4	3	1	1	0	26
289	P(HS)	0.0	0.0	0.0	0.0	0.1	0.1	0.1	0.1	0.1	0.0	0.0	0.0	0.1
289	P(HH)	0.0	0.0	0.1	0.2	0.3	0.4	0.4	0.3	0.2	0.1	0.2	0.0	0.2
289	alfa	0.0	1.5	1.2	0.5	0.7	0.8	0.7	0.8	0.6	0.6	0.7	1.3	0.8
289	beta	0.0	8.3	10.6	24.9	35.0	35.8	45.9	35.2	32.0	18.7	16.4	6.0	22.4
290	MEDIA OBS	0	1	4	19	72	119	103	67	32	10	5	1	433
290	SD OBS	0	4	9	35	68	133	108	59	42	23	14	3	237
290	MAX OBS	0	17	32	137	219	508	466	245	173	116	67	14	1016
290	MIN OBS	0	0	0	0	0	0	0	0	0	0	0	0	55
290	NDLLM OBS	0	0	0	2	5	5	5	5	3	1	0	0	27
290	P(HS)	0.0	0.0	0.0	0.0	0.1	0.1	0.1	0.1	0.1	0.0	0.0	0.0	0.1
290	P(HH)	0.0	0.0	0.1	0.2	0.3	0.3	0.4	0.4	0.2	0.2	0.2	0.1	0.2
290	alfa	0.0	1.4	1.0	0.3	0.6	0.7	0.7	0.6	0.4	0.6	0.5	48.0	4.6
290	beta	0.0	6.5	10.0	27.1	27.5	30.6	26.9	24.2	22.9	21.0	24.5	0.1	18.4
291	MEDIA OBS	2	2	8	23	65	101	99	70	35	14	8	3	431
291	SD OBS	5	4	11	35	59	98	96	63	33	20	17	9	203
291	MAX OBS	26	17	36	155	199	365	467	223	116	88	83	48	902
291	MIN OBS	0	0	0	0	3	0	0	0	0	0	0	0	143
291	NDLLM OBS	0	1	1	2	5	6	6	5	4	2	1	0	33
291	P(HS)	0.0	0.0	0.0	0.0	0.1	0.1	0.1	0.1	0.1	0.0	0.0	0.0	0.1
291	P(HH)	0.2	0.1	0.2	0.3	0.3	0.4	0.4	0.4	0.3	0.3	0.3	0.0	0.3
291	alfa	1.1	3.0	0.9	0.7	0.9	1.0	0.7	1.0	0.8	0.7	0.6	0.3	1.0
291	beta	4.3	1.2	9.6	13.7	15.5	16.7	22.6	14.6	11.2	11.1	15.9	22.9	13.3
293	MEDIA OBS	3	5	10	24	69	106	102	68	38	17	11	5	459
293	SD OBS	8	8	11	30	59	107	112	67	32	26	20	10	231
293	MAX OBS	35	27	39	139	208	397	528	248	118	113	97	49	1062
293	MIN OBS	0	0	0	0	5	0	0	0	0	0	0	0	122
293	NDLLM OBS	1	1	1	3	5	6	6	5	5	2	1	1	38
293	P(HS)	0.0	0.0	0.0	0.1	0.1	0.1	0.1	0.1	0.1	0.1	0.0	0.0	0.1
293	P(HH)	0.2	0.1	0.3	0.3	0.3	0.4	0.5	0.4	0.4	0.3	0.3	0.2	0.3
293	alfa	1.0	1.5	1.2	0.7	0.7	0.8	0.7	0.7	0.7	0.5	0.5	0.6	0.8
293	beta	4.7	3.3	5.4	14.3	20.0	22.0	24.4	18.3	10.7	14.2	16.7	7.7	13.5
294	MEDIA OBS	0	1	4	15	73	103	102	66	25	10	3	1	405
294	SD OBS	0	4	7	27	76	108	114	56	35	20	9	4	219
294	MAX OBS	0	22	30	135	276	418	513	190	183	97	46	15	900
294	MIN OBS	0	0	0	0	0	0	0	0	0	0	0	0	74
294	NDLLM OBS	0	0	0	1	4	5	5	4	3	1	0	0	24
294	P(HS)	0.0	0.0	0.0	0.0	0.1	0.1	0.1	0.1	0.1	0.0	0.0	0.0	0.0
294	P(HH)	0.0	0.2	0.2	0.2	0.3	0.3	0.4	0.3	0.2	0.2	0.1	0.1	0.2
294	alfa	0.0	0.8	1.7	0.4	0.6	1.0	0.6	0.7	0.5	0.7	0.7	1.4	0.8
294	beta	0.0	10.7	5.6	23.9	29.9	21.8	33.6	22.7	21.2	17.6	16.5	3.3	17.2
295	MEDIA OBS	3	4	7	14	60	91	89	65	31	12	10	1	388
295	SD OBS	6	9	9	23	56	96	86	64	31	16	21	2	190
295	MAX OBS	26	42	32	116	164	353	338	231	124	64	99	9	781
295	MIN OBS	0	0	0	0	0	0	0	0	0	0	0	0	68
295	NDLLM OBS	1	1	1	2	4	6	6	5	4	2	1	1	36

NID ESTACION	PARAMETRO	ENE	FEB	MAR	ABR	MAY	JUN	JUL	AGO	SEP	OCT	NOV	DIC	ANUAL
295	P(HS)	0.0	0.0	0.0	0.0	0.1	0.1	0.1	0.1	0.1	0.1	0.0	0.0	0.1
295	P(HH)	0.2	0.2	0.3	0.3	0.3	0.4	0.5	0.4	0.4	0.3	0.2	0.2	0.3
295	alfa	0.7	0.4	0.7	0.5	0.8	0.7	0.8	0.7	0.6	0.5	0.3	0.6	0.6
295	beta	4.5	11.9	6.3	13.6	17.0	19.8	18.4	18.4	12.7	11.7	32.1	2.9	14.1
297	MEDIA OBS	1	3	7	22	63	99	96	75	46	20	11	5	448
297	SD OBS	4	10	9	27	51	98	88	63	30	22	19	12	193
297	MAX OBS	15	41	28	122	167	352	445	273	122	79	87	47	884
297	MIN OBS	0	0	0	0	2	0	0	1	2	0	0	0	151
297	NDLLM OBS	0	0	1	3	5	7	7	6	6	3	1	1	41
297	P(HS)	0.0	0.0	0.0	0.1	0.1	0.1	0.2	0.1	0.1	0.1	0.0	0.0	0.1
297	P(HH)	0.1	0.0	0.1	0.3	0.3	0.4	0.5	0.4	0.4	0.3	0.2	0.1	0.3
297	alfa	1.4	0.4	0.9	0.6	0.7	0.7	0.6	0.6	0.6	0.5	0.3	0.5	0.6
297	beta	2.6	21.1	8.0	13.5	17.9	20.9	22.9	20.4	12.4	12.2	26.2	15.2	16.1
298	MEDIA OBS	1	2	7	17	67	100	87	66	38	17	8	2	411
298	SD OBS	3	6	10	16	62	93	80	57	34	22	19	7	190
298	MAX OBS	15	28	36	52	200	370	402	219	139	84	99	38	910
298	MIN OBS	0	0	0	0	2	0	0	0	0	0	0	0	122
298	NDLLM OBS	0	0	1	2	4	6	5	5	4	2	1	0	31
298	P(HS)	0.0	0.0	0.0	0.1	0.1	0.1	0.1	0.1	0.1	0.0	0.0	0.0	0.1
298	P(HH)	0.1	0.1	0.2	0.2	0.3	0.4	0.4	0.4	0.3	0.3	0.1	0.0	0.2
298	alfa	0.7	0.3	1.2	0.6	1.0	1.2	1.0	1.0	0.7	0.9	0.4	0.3	0.8
298	beta	4.1	17.0	7.9	12.1	16.2	14.8	15.6	13.6	13.0	11.0	23.9	18.7	14.0
300	MEDIA OBS	0	1	4	13	61	92	77	57	24	9	4	2	345
300	SD OBS	1	4	7	21	61	95	77	49	30	12	10	7	173
300	MAX OBS	7	18	25	95	229	369	381	207	141	49	52	37	732
300	MIN OBS	0	0	0	0	1	1	0	0	1	0	0	0	77
300	NDLLM OBS	0	0	1	2	5	6	6	5	4	2	1	0	33
300	P(HS)	0.0	0.0	0.0	0.0	0.1	0.1	0.1	0.1	0.1	0.1	0.0	0.0	0.1
300	P(HH)	0.1	0.1	0.1	0.3	0.3	0.4	0.4	0.3	0.3	0.2	0.2	0.1	0.2
300	alfa	1.8	0.6	1.0	0.5	0.6	0.7	0.9	0.6	0.4	0.3	0.2	0.4	0.7
300	beta	1.0	7.7	6.8	12.2	20.5	21.8	14.1	20.2	14.2	13.0	19.5	12.2	13.6
301	MEDIA OBS	1	3	6	18	54	83	78	55	30	12	8	2	349
301	SD OBS	2	7	9	23	48	83	71	46	29	18	16	7	155
301	MAX OBS	9	26	29	100	190	280	344	180	116	63	73	37	747
301	MIN OBS	0	0	0	0	2	1	0	1	1	0	0	0	112
301	NDLLM OBS	0	0	1	3	6	7	7	6	5	2	1	1	38
301	P(HS)	0.0	0.0	0.0	0.1	0.1	0.2	0.1	0.1	0.1	0.1	0.0	0.0	0.1
301	P(HH)	0.1	0.1	0.1	0.3	0.4	0.4	0.5	0.3	0.4	0.2	0.3	0.1	0.3
301	alfa	0.9	0.5	1.1	0.5	0.6	0.6	0.7	0.5	0.5	0.4	0.4	0.3	0.6
301	beta	2.1	14.0	6.8	12.1	17.8	19.6	17.3	18.9	10.7	15.4	18.7	12.8	13.9
302	MEDIA OBS	0	1	4	17	71	100	99	61	24	8	5	1	390
302	SD OBS	0	4	6	32	69	101	105	52	33	16	12	4	203
302	MAX OBS	0	21	21	136	241	368	502	197	151	66	51	16	774
302	MIN OBS	0	0	0	0	0	0	0	0	0	0	0	0	49
302	NDLLM OBS	0	0	1	2	5	6	6	4	3	1	1	0	28
302	P(HS)	0.0	0.0	0.0	0.0	0.1	0.1	0.1	0.1	0.1	0.0	0.0	0.0	0.1
302	P(HH)	0.2	0.1	0.1	0.2	0.4	0.4	0.4	0.4	0.2	0.2	0.1	0.1	0.2
302	alfa	13.6	0.2	1.2	0.4	0.5	0.7	0.5	0.6	0.4	0.3	0.4	1.7	1.7
302	beta	0.0	18.1	5.8	28.4	28.7	23.8	36.0	22.5	23.6	19.9	23.7	2.4	19.4
303	MEDIA OBS	0	1	3	18	72	113	99	69	28	7	3	1	414

NID ESTACION	PARAMETRO	ENE	FEB	MAR	ABR	MAY	JUN	JUL	AGO	SEP	OCT	NOV	DIC	ANUAL
303	SD OBS	0	5	7	33	71	123	107	58	41	15	9	4	227
303	MAX OBS	1	28	28	135	261	462	477	204	197	74	33	17	912
303	MIN OBS	0	0	0	0	0	0	0	0	0	0	0	0	58
303	NDLLM OBS	0	0	0	1	4	5	5	4	3	1	0	0	25
303	P(HS)	0.0	0.0	0.0	0.0	0.1	0.1	0.1	0.1	0.1	0.0	0.0	0.0	0.1
303	P(HH)	0.0	0.0	0.0	0.2	0.3	0.3	0.4	0.3	0.2	0.2	0.1	0.1	0.2
303	alfa	0.0	0.6	1.0	0.5	0.5	0.8	0.6	0.7	0.4	0.6	1.3	1.7	0.7
303	beta	0.0	14.2	9.0	25.2	31.9	26.4	32.4	22.1	25.8	17.4	8.8	2.3	18.0
304	MEDIA OBS	1	3	7	26	66	102	98	73	48	20	11	5	460
304	SD OBS	4	8	10	31	53	103	80	63	35	24	23	16	198
304	MAX OBS	17	42	39	138	161	396	395	228	146	83	102	66	908
304	MIN OBS	0	0	0	0	5	2	0	3	0	0	0	0	138
304	NDLLM OBS	0	0	1	2	4	6	6	5	5	2	1	0	33
304	P(HS)	0.0	0.0	0.0	0.1	0.1	0.1	0.1	0.1	0.1	0.1	0.0	0.0	0.1
304	P(HH)	0.3	0.0	0.2	0.2	0.3	0.4	0.4	0.4	0.4	0.2	0.2	0.1	0.3
304	alfa	1.7	0.8	1.0	1.0	1.0	0.9	1.0	0.9	1.0	0.8	0.4	0.5	0.9
304	beta	2.6	14.9	8.4	11.5	14.6	18.5	15.5	16.0	10.3	11.7	31.0	34.4	15.8
306	MEDIA OBS	0	0	1	7	45	78	64	42	14	4	3	0	259
306	SD OBS	1	1	3	15	44	95	75	44	23	11	7	1	152
306	MAX OBS	2	7	13	74	130	366	303	182	106	59	35	4	553
306	MIN OBS	0	0	0	0	0	0	0	0	0	0	0	0	29
306	NDLLM OBS	0	0	1	2	5	6	6	5	3	1	1	0	28
306	P(HS)	0.0	0.0	0.0	0.0	0.1	0.1	0.1	0.1	0.1	0.0	0.0	0.0	0.1
306	P(HH)	0.1	0.0	0.2	0.2	0.4	0.4	0.5	0.3	0.3	0.2	0.3	0.1	0.2
306	alfa	4.6	0.5	0.6	0.3	0.4	0.4	0.4	0.5	0.5	0.2	0.4	2.4	0.9
306	beta	0.2	4.5	5.3	18.5	20.5	30.0	27.0	16.9	11.2	26.3	10.5	0.7	14.3
308	MEDIA OBS	4	6	9	23	72	111	93	69	32	12	9	4	444
308	SD OBS	10	10	11	32	64	117	91	67	29	14	18	7	218
308	MAX OBS	39	34	39	127	213	411	361	241	122	58	74	31	981
308	MIN OBS	0	0	0	0	7	0	0	0	0	0	0	0	117
308	NDLLM OBS	1	1	1	2	5	6	6	5	4	2	1	1	34
308	P(HS)	0.0	0.0	0.0	0.1	0.1	0.1	0.1	0.1	0.1	0.0	0.0	0.0	0.1
308	P(HH)	0.2	0.1	0.2	0.2	0.3	0.4	0.4	0.4	0.3	0.2	0.2	0.1	0.3
308	alfa	0.7	1.2	1.2	0.8	1.0	1.0	1.0	0.9	0.9	0.9	0.4	0.6	0.9
308	beta	8.0	5.1	6.5	13.2	15.4	18.4	15.9	15.3	9.6	7.4	27.2	8.0	12.5
309	MEDIA OBS	0	1	3	15	51	87	73	51	20	8	4	2	314
309	SD OBS	1	2	6	23	46	90	74	48	29	15	9	6	162
309	MAX OBS	3	9	17	84	137	314	303	191	128	72	47	32	732
309	MIN OBS	0	0	0	0	2	0	0	0	0	0	0	0	79
309	NDLLM OBS	0	0	0	2	4	5	5	4	2	1	1	0	25
309	P(HS)	0.0	0.0	0.0	0.0	0.1	0.1	0.1	0.1	0.1	0.0	0.0	0.0	0.1
309	P(HH)	0.2	0.0	0.1	0.2	0.3	0.4	0.4	0.3	0.2	0.2	0.2	0.0	0.2
309	alfa	3.8	3.1	2.4	0.9	0.8	0.9	1.0	1.0	1.0	0.4	0.5	0.4	1.4
309	beta	0.5	1.5	3.4	10.8	14.3	17.9	14.9	13.5	7.8	15.4	15.2	12.6	10.7
310	MEDIA OBS	0	1	3	14	62	97	83	54	20	6	4	1	345
310	SD OBS	0	3	6	24	55	98	86	47	30	12	9	3	181
310	MAX OBS	0	15	23	98	162	345	360	195	126	59	41	11	775
310	MIN OBS	0	0	0	0	1	0	0	0	0	0	0	0	67
310	NDLLM OBS	0	0	0	1	4	6	5	4	3	1	1	0	26
310	P(HS)	0.0	0.0	0.0	0.0	0.1	0.1	0.1	0.1	0.1	0.0	0.0	0.0	0.1

NID ESTACION	PARAMETRO	ENE	FEB	MAR	ABR	MAY	JUN	JUL	AGO	SEP	OCT	NOV	DIC	ANUAL
310	P(HH)	0.0	0.0	0.0	0.2	0.3	0.4	0.4	0.3	0.2	0.1	0.2	0.1	0.2
310	alfa	0.0	0.9	1.9	0.5	0.7	0.9	0.7	0.8	0.5	0.7	0.6	1.6	0.8
310	beta	0.0	7.3	5.6	17.4	20.4	20.5	22.1	16.0	13.9	8.6	12.7	2.1	12.2
311	MEDIA OBS	2	4	9	27	112	162	154	110	51	19	13	3	666
311	SD OBS	5	11	12	40	104	168	145	107	56	29	33	7	329
311	MAX OBS	28	49	42	192	340	622	581	392	217	125	169	37	1411
311	MIN OBS	0	0	0	0	5	2	0	0	2	0	0	0	218
311	NDLLM OBS	1	1	1	3	6	7	7	6	5	2	1	1	41
311	P(HS)	0.0	0.0	0.0	0.1	0.1	0.2	0.1	0.1	0.1	0.1	0.0	0.0	0.1
311	P(HH)	0.2	0.1	0.2	0.3	0.4	0.4	0.5	0.4	0.3	0.3	0.2	0.1	0.3
311	alfa	0.6	0.2	0.7	0.4	0.5	0.7	0.6	0.6	0.5	0.4	0.2	0.6	0.5
311	beta	4.8	24.5	9.5	25.8	37.5	35.1	35.6	34.0	18.8	20.8	62.5	6.9	26.3
313	MEDIA OBS	0	1	5	23	75	95	91	63	32	9	5	1	401
313	SD OBS	0	5	9	32	64	84	81	45	37	13	12	3	188
313	MAX OBS	1	25	32	129	229	279	351	149	149	53	57	16	780
313	MIN OBS	0	0	0	0	0	0	0	0	0	0	0	0	50
313	NDLLM OBS	0	0	1	2	5	7	6	5	4	2	1	0	34
313	P(HS)	0.0	0.0	0.0	0.1	0.1	0.2	0.1	0.1	0.1	0.0	0.0	0.0	0.1
313	P(HH)	0.1	0.2	0.1	0.2	0.3	0.4	0.4	0.3	0.3	0.2	0.2	0.2	0.2
313	alfa	0.6	0.2	0.5	0.4	0.6	0.7	0.8	0.6	0.5	0.5	0.3	0.4	0.5
313	beta	0.6	17.1	10.9	21.9	24.0	19.9	18.5	21.0	19.1	10.0	16.0	6.5	15.5
315	MEDIA OBS	3	4	9	30	88	132	112	84	46	18	11	4	543
315	SD OBS	8	9	13	33	75	147	100	76	39	24	22	14	252
315	MAX OBS	33	34	47	125	279	599	460	321	146	80	97	69	1276
315	MIN OBS	0	0	0	0	8	7	0	0	0	0	0	0	151
315	NDLLM OBS	0	0	1	2	5	6	6	5	4	2	1	0	33
315	P(HS)	0.0	0.0	0.0	0.1	0.1	0.1	0.1	0.1	0.1	0.0	0.0	0.0	0.1
315	P(HH)	0.2	0.0	0.2	0.3	0.3	0.4	0.5	0.3	0.4	0.2	0.2	0.1	0.2
315	alfa	1.8	1.0	1.4	0.9	0.9	0.9	1.1	0.9	0.9	0.9	0.6	0.6	1.0
315	beta	4.3	10.5	7.0	13.2	20.4	23.4	16.9	19.9	12.7	10.9	20.8	15.6	14.6
316	MEDIA OBS	0	1	6	23	92	112	111	74	33	13	7	2	474
316	SD OBS	1	5	10	34	82	102	98	54	31	16	13	6	216
316	MAX OBS	4	20	34	148	258	382	390	178	142	76	48	28	933
316	MIN OBS	0	0	0	0	0	0	0	0	0	0	0	0	68
316	NDLLM OBS	0	0	1	2	5	7	7	5	4	2	1	0	35
316	P(HS)	0.0	0.0	0.0	0.1	0.1	0.2	0.2	0.1	0.1	0.1	0.0	0.0	0.1
316	P(HH)	0.0	0.1	0.2	0.2	0.4	0.5	0.4	0.4	0.3	0.3	0.2	0.1	0.2
316	alfa	4.6	0.8	1.2	0.6	0.6	0.8	0.8	0.7	0.7	0.6	0.5	0.9	1.1
316	beta	0.4	9.8	6.2	17.6	27.4	20.5	20.0	19.2	11.4	10.3	15.0	5.7	13.6
317	MEDIA OBS	7	8	11	41	98	171	136	107	54	18	17	5	673
317	SD OBS	14	12	13	46	87	189	151	112	55	23	29	12	348
317	MAX OBS	58	38	43	201	370	816	646	414	232	96	139	53	1464
317	MIN OBS	0	0	0	0	8	2	0	1	0	0	0	0	159
317	NDLLM OBS	1	1	2	4	6	8	8	6	5	2	2	1	45
317	P(HS)	0.0	0.0	0.0	0.1	0.2	0.2	0.1	0.1	0.1	0.1	0.0	0.0	0.1
317	P(HH)	0.3	0.2	0.2	0.4	0.4	0.5	0.5	0.4	0.4	0.2	0.3	0.0	0.3
317	alfa	1.2	1.1	1.1	0.7	0.6	0.5	0.6	0.5	0.6	0.8	0.4	0.4	0.7
317	beta	6.4	6.7	6.3	16.8	25.9	42.7	28.5	32.9	20.1	9.9	26.9	14.4	19.8
319	MEDIA OBS	0	1	3	15	66	81	79	49	22	6	3	1	326
319	SD OBS	0	3	6	27	64	77	79	42	31	10	8	5	170

NID ESTACION	PARAMETRO	ENE	FEB	MAR	ABR	MAY	JUN	JUL	AGO	SEP	OCT	NOV	DIC	ANUAL
319	MAX OBS	0	17	21	106	230	297	355	146	138	41	32	27	613
319	MIN OBS	0	0	0	0	0	0	0	0	0	0	0	0	34
319	NDLLM OBS	0	0	0	2	6	6	7	5	3	1	1	0	30
319	P(HS)	0.0	0.0	0.0	0.0	0.1	0.1	0.2	0.1	0.1	0.0	0.0	0.0	0.1
319	P(HH)	0.0	0.0	0.1	0.2	0.4	0.4	0.5	0.4	0.3	0.4	0.2	0.1	0.2
319	alfa	0.0	0.6	1.2	0.5	0.5	0.7	0.5	0.8	0.6	0.4	0.5	0.7	0.6
319	beta	0.0	12.3	8.0	19.3	24.4	18.4	21.4	13.1	13.1	10.5	11.7	9.8	13.5
320	MEDIA OBS	1	3	6	24	72	111	103	77	41	16	10	3	466
320	SD OBS	2	8	8	31	56	108	94	67	39	21	18	10	206
320	MAX OBS	9	42	23	118	187	420	429	252	154	74	81	51	926
320	MIN OBS	0	0	0	0	6	2	0	0	0	0	0	0	132
320	NDLLM OBS	0	0	1	3	6	7	6	6	5	2	1	0	38
320	P(HS)	0.0	0.0	0.0	0.1	0.1	0.1	0.1	0.1	0.1	0.1	0.0	0.0	0.1
320	P(HH)	0.1	0.1	0.2	0.3	0.4	0.4	0.4	0.4	0.4	0.2	0.2	0.1	0.3
320	alfa	1.6	0.6	1.1	0.7	0.6	0.9	0.9	0.6	0.6	0.5	0.3	0.3	0.7
320	beta	1.5	10.2	6.2	13.2	18.8	19.1	17.7	21.6	13.2	15.3	22.9	22.0	15.2
321	MEDIA OBS	0	1	4	14	73	102	89	63	29	10	5	1	393
321	SD OBS	1	3	7	19	64	96	89	50	32	15	11	3	186
321	MAX OBS	4	16	25	72	244	328	381	187	127	71	46	13	759
321	MIN OBS	0	0	0	0	0	0	0	0	0	0	0	0	59
321	NDLLM OBS	0	0	1	2	5	7	6	5	4	2	1	0	33
321	P(HS)	0.0	0.0	0.0	0.1	0.1	0.2	0.1	0.1	0.1	0.1	0.0	0.0	0.1
321	P(HH)	0.2	0.1	0.2	0.2	0.4	0.4	0.4	0.4	0.3	0.2	0.2	0.1	0.2
321	alfa	1.3	0.8	0.8	0.6	0.6	0.8	0.8	0.7	0.6	0.6	0.4	1.6	0.8
321	beta	1.3	6.2	7.2	11.4	23.1	19.8	17.4	18.4	13.6	9.4	16.0	1.3	12.1
322	MEDIA OBS	0	1	3	18	70	120	102	64	27	7	5	2	419
322	SD OBS	1	3	5	29	63	122	97	58	36	13	11	5	211
322	MAX OBS	4	14	19	115	213	445	401	237	158	57	50	28	923
322	MIN OBS	0	0	0	0	0	1	0	0	0	0	0	0	95
322	NDLLM OBS	0	0	1	2	5	7	6	5	4	1	1	0	33
322	P(HS)	0.0	0.0	0.0	0.1	0.1	0.2	0.1	0.1	0.1	0.0	0.0	0.0	0.1
322	P(HH)	0.0	0.1	0.0	0.3	0.4	0.4	0.4	0.4	0.3	0.2	0.2	0.1	0.2
322	alfa	0.9	1.1	0.8	0.4	0.6	0.7	0.7	0.6	0.4	0.4	0.5	0.6	0.6
322	beta	2.0	3.1	7.2	17.9	22.4	26.7	23.4	20.3	16.1	12.8	16.6	6.5	14.6
325	MEDIA OBS	0	1	4	17	85	112	101	70	33	10	7	1	441
325	SD OBS	0	5	8	23	73	110	100	55	35	18	15	3	209
325	MAX OBS	2	25	30	101	247	413	421	215	160	82	60	17	863
325	MIN OBS	0	0	0	0	0	0	0	0	0	0	0	0	60
325	NDLLM OBS	0	0	0	1	4	5	5	4	2	1	0	0	24
325	P(HS)	0.0	0.0	0.0	0.0	0.1	0.1	0.1	0.1	0.1	0.0	0.0	0.0	0.0
325	P(HH)	0.0	0.0	0.1	0.1	0.3	0.4	0.3	0.3	0.2	0.1	0.2	0.0	0.2
325	alfa	0.0	2.6	3.2	1.5	1.0	1.2	1.3	1.1	1.2	0.9	1.1	2.2	1.4
325	beta	0.0	5.9	3.1	8.1	20.5	18.2	16.0	15.7	11.6	11.6	13.5	4.3	10.7
326	MEDIA OBS	4	3	8	44	101	166	127	102	60	22	16	4	658
326	SD OBS	17	8	12	54	83	170	117	105	60	29	28	12	313
326	MAX OBS	90	36	41	217	282	679	440	342	267	121	112	48	1513
326	MIN OBS	0	0	0	0	0	6	0	0	0	0	0	0	136
326	NDLLM OBS	0	0	1	3	6	7	6	5	4	2	1	0	35
326	P(HS)	0.0	0.0	0.0	0.1	0.1	0.1	0.1	0.1	0.1	0.1	0.0	0.0	0.1
326	P(HH)	0.2	0.0	0.2	0.3	0.4	0.5	0.4	0.3	0.4	0.2	0.2	0.1	0.3

NID ESTACION	PARAMETRO	ENE	FEB	MAR	ABR	MAY	JUN	JUL	AGO	SEP	OCT	NOV	DIC	ANUAL
326	alfa	1.9	1.2	1.3	1.0	0.9	1.2	1.1	0.9	1.1	0.9	0.7	0.7	1.1
326	beta	9.5	6.9	9.1	16.1	19.2	20.3	20.2	22.7	13.5	11.4	23.7	15.2	15.6
327	MEDIA OBS	0	1	1	19	76	114	110	73	29	6	4	2	436
327	SD OBS	0	4	4	30	68	120	105	67	36	12	9	9	207
327	MAX OBS	1	19	12	126	212	479	412	253	154	52	40	48	817
327	MIN OBS	0	0	0	0	0	0	0	0	0	0	0	0	86
327	NDLLM OBS	0	0	0	2	5	6	7	5	4	1	1	0	33
327	P(HS)	0.0	0.0	0.0	0.0	0.1	0.2	0.1	0.1	0.1	0.0	0.0	0.0	0.1
327	P(HH)	0.0	0.0	0.0	0.3	0.4	0.4	0.5	0.4	0.3	0.2	0.3	0.3	0.3
327	alfa	0.0	0.7	1.7	0.4	0.5	0.6	0.6	0.6	0.4	0.3	0.4	0.3	0.5
327	beta	0.0	9.9	3.4	20.6	26.5	32.2	28.6	25.5	17.3	14.6	13.9	28.5	18.4
329	MEDIA OBS	0	2	4	24	89	114	113	72	37	12	6	2	474
329	SD OBS	0	7	9	38	74	111	107	57	39	21	12	6	217
329	MAX OBS	2	33	37	159	237	416	447	217	162	103	54	27	852
329	MIN OBS	0	0	0	0	0	0	0	0	0	0	0	0	151
329	NDLLM OBS	0	0	0	2	5	6	6	4	2	1	1	0	26
329	P(HS)	0.0	0.0	0.0	0.0	0.1	0.1	0.1	0.1	0.1	0.0	0.0	0.0	0.1
329	P(HH)	0.0	0.0	0.1	0.2	0.3	0.3	0.3	0.3	0.2	0.2	0.1	0.2	0.2
329	alfa	0.0	0.6	1.3	0.7	1.0	1.1	1.0	1.2	1.0	1.0	0.9	3.5	1.1
329	beta	0.0	18.3	7.9	20.5	20.5	18.6	19.0	15.0	15.4	11.2	11.9	2.4	13.4
330	MEDIA OBS	0	2	3	23	94	159	135	86	37	10	6	2	556
330	SD OBS	1	5	6	35	81	161	130	77	44	15	13	5	271
330	MAX OBS	4	22	22	161	253	642	513	291	182	63	53	24	1159
330	MIN OBS	0	0	0	0	0	1	0	0	0	0	0	0	123
330	NDLLM OBS	0	0	0	2	5	6	6	5	3	1	1	0	31
330	P(HS)	0.0	0.0	0.0	0.0	0.1	0.2	0.1	0.1	0.1	0.0	0.0	0.0	0.1
330	P(HH)	0.0	0.0	0.1	0.2	0.3	0.4	0.4	0.4	0.3	0.1	0.3	0.1	0.2
330	alfa	73.2	1.4	3.0	0.5	0.8	0.8	0.7	0.7	0.7	0.6	0.9	1.6	7.1
330	beta	0.0	7.1	2.8	23.3	24.4	33.2	30.9	24.5	15.7	10.9	9.9	3.6	15.5
331	MEDIA OBS	9	8	14	60	137	197	173	127	72	19	16	8	841
331	SD OBS	20	14	22	77	110	197	185	130	63	25	24	15	393
331	MAX OBS	88	54	90	361	404	843	778	492	256	105	96	56	1867
331	MIN OBS	0	0	0	0	0	4	0	0	0	0	0	0	165
331	NDLLM OBS	1	1	1	3	6	7	7	5	5	2	1	1	41
331	P(HS)	0.0	0.0	0.0	0.1	0.1	0.2	0.1	0.1	0.1	0.1	0.0	0.0	0.1
331	P(HH)	0.2	0.2	0.2	0.4	0.4	0.5	0.5	0.4	0.4	0.2	0.2	0.2	0.3
331	alfa	0.9	0.8	0.8	0.9	0.9	0.9	0.8	0.8	0.9	0.7	0.8	0.9	0.9
331	beta	12.6	8.8	16.1	20.8	22.6	29.6	31.7	30.8	17.2	13.9	14.0	8.9	18.9
332	MEDIA OBS	0	2	3	22	95	143	118	83	36	9	6	2	518
332	SD OBS	0	6	7	37	80	138	111	69	42	16	14	6	246
332	MAX OBS	0	29	20	171	247	517	481	234	174	73	50	28	1042
332	MIN OBS	0	0	0	0	0	0	0	0	0	0	0	0	83
332	NDLLM OBS	0	0	0	2	5	6	6	4	3	1	0	0	28
332	P(HS)	0.0	0.0	0.0	0.0	0.1	0.1	0.1	0.1	0.1	0.0	0.0	0.0	0.1
332	P(HH)	0.0	0.1	0.1	0.2	0.4	0.4	0.4	0.4	0.3	0.2	0.2	0.2	0.2
332	alfa	0.0	0.8	7.1	0.6	0.8	0.9	0.9	0.8	0.9	0.8	1.0	1.6	1.3
332	beta	0.0	12.1	1.5	22.1	24.5	27.5	23.2	22.9	13.9	12.3	13.6	4.8	14.9
333	MEDIA OBS	0	3	7	24	100	135	125	87	47	15	8	3	554
333	SD OBS	1	8	13	38	90	122	92	69	42	22	15	7	237
333	MAX OBS	8	31	56	168	334	480	377	257	168	103	52	26	1093

NID ESTACION	PARAMETRO	ENE	FEB	MAR	ABR	MAY	JUN	JUL	AGO	SEP	OCT	NOV	DIC	ANUAL
333	MIN OBS	0	0	0	0	1	4	0	0	1	0	0	0	165
333	NDLLM OBS	0	0	1	3	8	11	11	9	6	3	1	1	55
333	P(HS)	0.0	0.0	0.0	0.1	0.2	0.2	0.2	0.2	0.1	0.1	0.0	0.0	0.1
333	P(HH)	0.2	0.1	0.1	0.3	0.4	0.6	0.5	0.4	0.4	0.3	0.2	0.3	0.3
333	alfa	1.3	0.7	0.7	0.3	0.4	0.5	0.4	0.3	0.4	0.4	0.3	0.9	0.5
333	beta	1.6	11.2	8.8	23.9	29.6	25.5	25.6	30.5	22.3	14.1	22.1	5.4	18.4
334	MEDIA OBS	0	2	5	20	94	123	112	79	41	13	9	2	499
334	SD OBS	1	6	8	33	79	124	105	56	47	19	17	6	236
334	MAX OBS	8	25	32	168	266	471	453	173	194	80	70	25	1074
334	MIN OBS	0	0	0	0	0	0	0	0	0	0	0	0	67
334	NDLLM OBS	0	0	1	2	5	6	6	4	3	1	1	0	28
334	P(HS)	0.0	0.0	0.0	0.0	0.1	0.1	0.1	0.1	0.1	0.0	0.0	0.0	0.1
334	P(HH)	0.3	0.0	0.2	0.2	0.3	0.4	0.4	0.3	0.3	0.2	0.2	0.2	0.2
334	alfa	1.3	1.3	2.1	0.9	0.8	0.9	0.9	1.0	0.6	1.1	0.8	2.5	1.2
334	beta	1.9	10.5	3.9	13.9	24.5	23.3	21.5	18.3	20.6	8.4	20.0	2.3	14.1
335	MEDIA OBS	1	3	6	25	111	154	136	93	56	17	10	4	616
335	SD OBS	2	8	8	33	89	149	122	82	50	20	14	10	270
335	MAX OBS	7	29	26	154	330	597	523	322	221	78	47	46	1173
335	MIN OBS	0	0	0	0	3	4	0	0	0	0	0	0	136
335	NDLLM OBS	0	1	1	3	7	9	9	7	6	3	2	1	49
335	P(HS)	0.0	0.0	0.0	0.1	0.2	0.2	0.2	0.2	0.1	0.1	0.0	0.0	0.1
335	P(HH)	0.2	0.1	0.2	0.4	0.4	0.5	0.6	0.4	0.5	0.2	0.2	0.1	0.3
335	alfa	2.9	0.6	0.5	0.5	0.6	0.6	0.6	0.5	0.6	0.4	0.4	0.5	0.7
335	beta	0.6	10.1	8.6	17.4	24.2	30.0	24.2	24.6	17.6	13.3	14.5	8.3	16.1
336	MEDIA OBS	0	2	5	24	96	128	106	79	39	13	7	3	503
336	SD OBS	0	7	10	37	83	120	93	60	48	19	12	12	232
336	MAX OBS	1	30	32	166	259	454	423	183	198	85	49	64	974
336	MIN OBS	0	0	0	0	0	0	0	0	0	0	0	0	76
336	NDLLM OBS	0	0	1	2	5	7	7	5	3	2	1	0	32
336	P(HS)	0.0	0.0	0.0	0.0	0.1	0.2	0.1	0.1	0.1	0.0	0.0	0.0	0.1
336	P(HH)	0.0	0.1	0.1	0.2	0.4	0.4	0.5	0.4	0.3	0.2	0.2	0.1	0.2
336	alfa	0.0	0.8	1.9	0.6	0.8	0.8	0.8	0.9	0.7	0.6	0.5	0.6	0.7
336	beta	0.0	15.3	4.9	22.6	23.1	23.1	19.7	18.5	17.6	12.7	17.5	21.7	16.4
338	MEDIA OBS	0	3	9	36	132	172	167	111	53	21	7	3	714
338	SD OBS	0	8	16	45	114	151	135	79	50	31	13	7	290
338	MAX OBS	2	35	78	196	392	651	595	327	194	153	60	32	1252
338	MIN OBS	0	0	0	0	0	2	0	0	0	0	0	0	223
338	NDLLM OBS	0	0	1	2	7	9	8	7	4	2	1	1	42
338	P(HS)	0.0	0.0	0.0	0.1	0.1	0.2	0.2	0.1	0.1	0.1	0.0	0.0	0.1
338	P(HH)	0.2	0.1	0.2	0.3	0.4	0.5	0.5	0.5	0.3	0.2	0.1	0.1	0.3
338	alfa	2.1	0.6	1.3	0.5	0.6	0.7	0.6	0.7	0.5	0.8	0.4	0.9	0.8
338	beta	0.4	14.5	7.1	27.3	34.9	28.7	33.4	25.3	23.3	14.0	15.7	6.3	19.2
340	MEDIA OBS	0	3	6	23	81	103	90	66	43	17	9	3	446
340	SD OBS	2	7	8	28	63	94	74	50	39	21	12	10	176
340	MAX OBS	8	29	26	117	225	413	329	171	182	99	47	45	870
340	MIN OBS	0	0	0	0	3	1	0	0	1	0	0	0	105
340	NDLLM OBS	0	0	1	4	7	10	8	7	6	4	2	1	51
340	P(HS)	0.0	0.0	0.0	0.1	0.2	0.2	0.2	0.2	0.1	0.1	0.0	0.0	0.1
340	P(HH)	0.1	0.1	0.1	0.3	0.4	0.5	0.5	0.5	0.4	0.3	0.2	0.1	0.3
340	alfa	0.5	0.7	0.7	0.3	0.5	0.5	0.6	0.5	0.5	0.3	0.4	0.5	0.5
340	beta	3.1	9.7	8.1	19.0	20.8	20.6	16.7	18.7	14.9	16.1	12.3	8.6	14.0

NID ESTACION	PARAMETRO	ENE	FEB	MAR	ABR	MAY	JUN	JUL	AGO	SEP	OCT	NOV	DIC	ANUAL
341	MEDIA OBS	0	3	7	25	98	126	118	86	41	18	8	3	531
341	SD OBS	2	10	12	29	80	105	91	63	38	25	13	12	218
341	MAX OBS	10	45	42	146	274	441	402	232	158	112	50	50	1006
341	MIN OBS	0	0	0	0	0	0	0	0	0	0	0	0	135
341	NDLLM OBS	0	0	1	2	6	8	7	5	4	2	1	0	36
341	P(HS)	0.0	0.0	0.0	0.1	0.1	0.2	0.1	0.1	0.1	0.0	0.0	0.0	0.1
341	P(HH)	0.2	0.0	0.2	0.2	0.4	0.5	0.5	0.4	0.3	0.2	0.2	0.1	0.3
341	alfa	0.8	2.3	1.7	1.2	0.9	1.0	1.2	0.9	0.8	0.9	0.9	1.4	1.2
341	beta	4.5	9.0	5.7	9.1	19.9	16.0	13.8	16.7	14.1	11.1	9.7	6.3	11.3
343	MEDIA OBS	13	11	17	51	180	257	220	157	95	29	23	11	1065
343	SD OBS	21	13	22	71	157	249	224	166	97	24	31	13	483
343	MAX OBS	84	51	94	319	564	1056	895	590	407	86	141	48	1949
343	MIN OBS	0	0	0	0	6	9	0	2	0	0	0	0	245
343	NDLLM OBS	2	2	2	4	9	10	10	8	7	4	3	2	62
343	P(HS)	0.0	0.1	0.1	0.1	0.2	0.2	0.2	0.2	0.2	0.1	0.1	0.0	0.1
343	P(HH)	0.4	0.3	0.3	0.3	0.5	0.5	0.6	0.5	0.5	0.3	0.3	0.3	0.4
343	alfa	0.5	1.2	0.5	0.3	0.4	0.4	0.4	0.4	0.3	0.7	0.3	1.4	0.6
343	beta	12.1	3.8	13.0	42.0	55.8	59.5	63.5	50.0	40.0	9.8	34.2	3.9	32.3
344	MEDIA OBS	1	2	7	32	128	174	156	113	67	20	12	4	717
344	SD OBS	4	6	9	41	100	154	124	99	59	23	16	10	300
344	MAX OBS	18	24	28	200	364	630	501	368	245	87	46	45	1334
344	MIN OBS	0	0	0	0	1	2	0	0	0	0	0	0	188
344	NDLLM OBS	0	0	1	3	7	8	8	7	5	3	1	1	43
344	P(HS)	0.0	0.0	0.0	0.1	0.1	0.2	0.2	0.1	0.1	0.1	0.0	0.0	0.1
344	P(HH)	0.2	0.1	0.2	0.3	0.5	0.5	0.5	0.4	0.4	0.2	0.3	0.2	0.3
344	alfa	1.4	0.5	1.3	0.7	0.9	1.0	0.9	0.7	0.8	0.6	0.7	1.1	0.9
344	beta	2.7	9.2	5.7	16.7	21.4	23.1	22.4	23.0	16.4	13.2	12.9	5.7	14.4
346	MEDIA OBS	0	2	6	25	121	179	147	104	46	14	8	4	657
346	SD OBS	1	7	10	31	98	171	132	86	46	17	15	14	295
346	MAX OBS	6	33	36	139	337	673	609	267	206	71	57	66	1517
346	MIN OBS	0	0	0	0	0	1	3	0	0	0	0	0	118
346	NDLLM OBS	0	0	1	2	6	8	6	5	3	2	1	0	34
346	P(HS)	0.0	0.0	0.0	0.1	0.1	0.2	0.1	0.1	0.1	0.0	0.0	0.0	0.1
346	P(HH)	0.3	0.0	0.2	0.2	0.4	0.5	0.4	0.4	0.3	0.1	0.2	0.1	0.3
346	alfa	2.7	0.6	1.2	0.8	0.7	0.7	0.8	0.7	0.9	0.9	0.5	0.7	0.9
346	beta	1.1	18.0	7.9	16.1	29.8	31.5	28.7	30.6	14.7	9.5	18.6	16.9	18.6
347	MEDIA OBS	0	2	9	27	105	134	120	87	46	16	8	3	556
347	SD OBS	1	7	13	31	87	109	92	65	47	24	14	9	234
347	MAX OBS	6	35	45	139	313	449	429	269	214	124	54	39	1023
347	MIN OBS	0	0	0	0	0	2	0	0	0	0	0	0	146
347	NDLLM OBS	0	0	1	2	6	7	7	5	3	1	1	0	34
347	P(HS)	0.0	0.0	0.0	0.1	0.1	0.2	0.1	0.1	0.1	0.0	0.0	0.0	0.1
347	P(HH)	0.0	0.1	0.2	0.2	0.3	0.4	0.4	0.3	0.3	0.1	0.1	0.1	0.2
347	alfa	1.0	0.8	1.4	1.0	0.9	1.2	1.3	1.0	0.8	1.6	1.0	1.6	1.1
347	beta	3.6	11.1	6.9	13.4	21.0	15.5	14.0	17.3	17.7	6.7	12.2	5.8	12.1
348	MEDIA OBS	9	6	8	41	134	193	165	116	59	18	14	7	769
348	SD OBS	19	8	12	61	111	167	155	114	53	20	22	10	338
348	MAX OBS	86	31	43	258	361	601	596	419	210	76	99	42	1448
348	MIN OBS	0	0	0	0	4	4	0	0	0	0	0	0	181
348	NDLLM OBS	2	2	2	3	7	9	9	7	6	3	2	2	52

NID ESTACION	PARAMETRO	ENE	FEB	MAR	ABR	MAY	JUN	JUL	AGO	SEP	OCT	NOV	DIC	ANUAL
348	P(HS)	0.0	0.0	0.0	0.1	0.2	0.2	0.2	0.1	0.1	0.1	0.0	0.0	0.1
348	P(HH)	0.5	0.2	0.3	0.3	0.5	0.5	0.6	0.5	0.4	0.3	0.2	0.3	0.4
348	alfa	0.3	0.7	0.4	0.4	0.6	0.7	0.6	0.6	0.6	0.5	0.3	0.7	0.5
348	beta	18.2	5.1	10.1	33.0	29.7	31.6	33.3	28.6	18.4	11.8	29.4	6.1	21.3
349	MEDIA OBS	1	3	8	25	92	112	113	75	41	18	10	4	504
349	SD OBS	2	7	16	30	78	92	79	53	31	23	14	8	188
349	MAX OBS	7	26	66	122	258	451	323	243	130	113	57	31	909
349	MIN OBS	0	0	0	0	3	6	0	2	0	0	0	0	164
349	NDLLM OBS	1	1	2	4	9	11	9	8	5	3	2	1	56
349	P(HS)	0.0	0.0	0.0	0.1	0.2	0.2	0.2	0.2	0.1	0.1	0.1	0.0	0.1
349	P(HH)	0.1	0.1	0.2	0.4	0.5	0.5	0.5	0.5	0.4	0.2	0.2	0.1	0.3
349	alfa	1.4	0.6	0.3	0.3	0.6	0.6	0.6	0.6	0.7	0.7	0.3	0.7	0.6
349	beta	1.5	8.1	18.6	19.7	18.3	17.2	21.1	15.8	11.9	8.3	15.6	7.4	13.6
350	MEDIA OBS	1	2	6	26	92	137	107	82	49	20	10	5	537
350	SD OBS	3	7	9	29	71	120	78	63	44	22	16	14	202
350	MAX OBS	20	36	27	110	227	540	326	217	178	95	57	62	1083
350	MIN OBS	0	0	0	0	2	3	0	0	3	0	0	0	114
350	NDLLM OBS	0	0	1	3	8	11	10	8	6	3	2	1	52
350	P(HS)	0.0	0.0	0.0	0.1	0.2	0.3	0.2	0.2	0.1	0.1	0.0	0.0	0.1
350	P(HH)	0.2	0.0	0.1	0.4	0.4	0.5	0.5	0.5	0.4	0.3	0.2	0.1	0.3
350	alfa	0.7	0.5	1.0	0.4	0.6	0.6	0.6	0.6	0.5	0.6	0.4	0.7	0.6
350	beta	6.1	14.6	6.4	18.1	18.9	21.1	18.4	19.8	15.8	10.6	16.7	10.1	14.7
351	MEDIA OBS	1	3	6	31	105	145	125	89	54	23	12	6	601
351	SD OBS	4	12	10	30	84	129	98	69	44	26	18	17	232
351	MAX OBS	24	64	37	130	273	621	475	250	191	116	61	73	1270
351	MIN OBS	0	0	0	0	0	1	0	0	0	0	0	0	143
351	NDLLM OBS	0	0	1	3	6	8	7	6	5	2	1	0	41
351	P(HS)	0.0	0.0	0.0	0.1	0.1	0.2	0.1	0.1	0.1	0.1	0.0	0.0	0.1
351	P(HH)	0.2	0.1	0.1	0.3	0.4	0.5	0.5	0.4	0.4	0.2	0.2	0.1	0.3
351	alfa	0.5	0.5	0.9	0.8	0.9	1.1	1.2	0.8	0.9	1.2	0.6	1.2	0.9
351	beta	15.7	17.3	7.5	12.7	18.5	16.7	15.0	16.9	12.2	8.3	16.2	10.2	13.9
352	MEDIA OBS	0	2	7	28	120	165	139	100	53	18	10	4	647
352	SD OBS	2	8	13	32	96	141	102	78	54	23	15	11	262
352	MAX OBS	11	41	49	123	325	600	425	295	234	104	55	50	1263
352	MIN OBS	0	0	0	0	3	2	0	0	0	0	0	0	104
352	NDLLM OBS	0	0	1	3	7	8	8	7	4	2	1	1	42
352	P(HS)	0.0	0.0	0.0	0.1	0.1	0.2	0.1	0.1	0.1	0.1	0.0	0.0	0.1
352	P(HH)	0.1	0.1	0.2	0.3	0.4	0.5	0.5	0.4	0.3	0.3	0.2	0.1	0.3
352	alfa	0.6	0.6	1.0	0.6	0.8	0.9	0.9	0.7	0.5	0.7	0.9	1.5	0.8
352	beta	5.1	17.0	8.6	16.8	22.7	22.8	19.9	21.6	22.3	11.3	11.0	5.2	15.4
353	MEDIA OBS	2	4	7	46	148	203	171	125	76	29	19	8	837
353	SD OBS	7	13	10	53	116	165	124	95	62	31	23	20	302
353	MAX OBS	37	68	36	252	407	675	467	319	262	113	75	87	1597
353	MIN OBS	0	0	0	0	0	11	0	0	4	0	0	0	173
353	NDLLM OBS	1	1	1	4	8	9	9	8	7	3	3	1	54
353	P(HS)	0.0	0.0	0.0	0.1	0.2	0.2	0.2	0.2	0.2	0.1	0.1	0.0	0.1
353	P(HH)	0.1	0.2	0.2	0.4	0.5	0.5	0.5	0.5	0.4	0.3	0.3	0.2	0.3
353	alfa	0.2	0.3	0.5	0.5	0.7	0.9	0.8	0.6	0.6	0.5	0.3	0.3	0.5
353	beta	14.9	19.5	10.6	25.0	26.4	25.7	23.3	26.5	19.4	15.1	25.6	20.4	21.0
354	MEDIA OBS	0	2	9	36	138	205	167	121	62	20	10	4	775

NID ESTACION	PARAMETRO	ENE	FEB	MAR	ABR	MAY	JUN	JUL	AGO	SEP	OCT	NOV	DIC	ANUAL
354	SD OBS	1	9	14	43	111	175	129	93	62	30	17	12	298
354	MAX OBS	5	45	49	194	390	764	544	436	263	139	70	62	1478
354	MIN OBS	0	0	0	0	3	5	0	0	0	0	0	0	186
354	NDLLM OBS	0	0	1	3	7	8	7	6	4	2	1	0	39
354	P(HS)	0.0	0.0	0.0	0.1	0.2	0.2	0.2	0.1	0.1	0.0	0.0	0.0	0.1
354	P(HH)	0.0	0.1	0.2	0.3	0.4	0.5	0.5	0.4	0.3	0.2	0.1	0.1	0.3
354	alfa	2.3	0.5	1.3	0.6	0.8	1.0	1.0	0.8	0.7	1.0	0.7	1.2	1.0
354	beta	1.5	25.9	8.1	22.5	26.5	25.6	22.1	24.1	23.0	11.5	16.0	8.3	17.9
355	MEDIA OBS	1	3	9	32	102	131	122	86	48	18	9	4	565
355	SD OBS	3	8	16	44	81	102	76	64	45	24	16	10	211
355	MAX OBS	15	37	59	236	309	465	291	300	207	127	53	43	993
355	MIN OBS	0	0	0	0	0	6	2	0	1	0	0	0	149
355	NDLLM OBS	0	0	1	2	6	9	8	6	4	2	1	1	40
355	P(HS)	0.0	0.0	0.0	0.1	0.1	0.2	0.2	0.1	0.1	0.1	0.0	0.0	0.1
355	P(HH)	0.1	0.1	0.2	0.2	0.4	0.5	0.5	0.4	0.3	0.2	0.1	0.2	0.3
355	alfa	1.0	0.9	0.8	0.8	1.0	1.0	1.1	0.9	1.0	1.3	0.5	0.7	0.9
355	beta	3.5	10.9	14.1	16.5	17.1	14.8	14.1	14.9	11.7	6.8	16.5	9.8	12.6
356	MEDIA OBS	1	4	9	35	125	184	156	112	58	24	13	5	726
356	SD OBS	3	12	13	42	98	174	129	88	58	23	18	13	313
356	MAX OBS	14	56	44	201	335	722	537	370	232	99	80	54	1495
356	MIN OBS	0	0	0	0	7	6	1	1	1	0	0	0	147
356	NDLLM OBS	0	0	1	4	8	10	9	8	6	4	2	1	52
356	P(HS)	0.0	0.0	0.0	0.1	0.2	0.2	0.2	0.2	0.1	0.1	0.0	0.0	0.1
356	P(HH)	0.1	0.1	0.1	0.4	0.5	0.5	0.5	0.5	0.3	0.3	0.2	0.1	0.3
356	alfa	0.8	0.5	0.9	0.4	0.6	0.6	0.6	0.6	0.5	0.4	0.4	0.5	0.6
356	beta	2.9	23.0	8.3	23.7	26.7	31.9	31.5	26.4	21.1	14.0	19.0	10.7	19.9
357	MEDIA OBS	1	3	10	35	142	184	163	114	65	23	11	5	757
357	SD OBS	3	9	17	41	105	146	122	84	64	25	18	10	305
357	MAX OBS	17	38	80	178	330	659	499	377	243	105	81	42	1401
357	MIN OBS	0	0	0	0	1	4	2	3	3	0	0	0	216
357	NDLLM OBS	0	1	1	3	7	8	9	7	5	3	1	1	46
357	P(HS)	0.0	0.0	0.0	0.1	0.2	0.2	0.2	0.1	0.1	0.1	0.0	0.0	0.1
357	P(HH)	0.2	0.1	0.2	0.3	0.5	0.5	0.5	0.5	0.4	0.3	0.3	0.2	0.3
357	alfa	1.2	0.4	0.9	0.7	0.8	1.3	1.1	1.0	0.8	0.9	0.4	1.0	0.9
357	beta	2.5	15.8	11.1	15.9	23.4	18.1	17.6	16.5	15.7	9.7	22.1	6.9	14.6
358	MEDIA OBS	2	3	5	32	118	156	138	96	58	22	12	5	648
358	SD OBS	8	10	10	43	97	128	114	83	55	25	17	12	265
358	MAX OBS	36	49	41	201	318	536	489	283	200	112	63	54	1076
358	MIN OBS	0	0	0	0	2	4	1	0	0	0	0	0	144
358	NDLLM OBS	1	1	1	3	8	10	9	7	5	3	2	1	51
358	P(HS)	0.0	0.0	0.0	0.1	0.2	0.2	0.2	0.1	0.1	0.1	0.0	0.0	0.1
358	P(HH)	0.3	0.1	0.3	0.3	0.5	0.5	0.6	0.5	0.4	0.3	0.3	0.2	0.4
358	alfa	0.5	0.3	0.5	0.4	0.5	0.7	0.5	0.6	0.6	0.4	0.4	0.8	0.5
358	beta	8.1	17.6	8.5	24.7	29.2	24.9	27.6	23.6	19.3	16.5	17.5	6.7	18.7
359	MEDIA OBS	3	6	13	62	198	267	225	172	105	45	25	12	1134
359	SD OBS	12	17	21	71	154	203	156	136	86	49	31	33	407
359	MAX OBS	64	77	100	336	553	876	587	574	322	218	124	150	2082
359	MIN OBS	0	0	0	0	18	22	0	0	0	0	0	0	312
359	NDLLM OBS	0	0	1	3	6	8	7	6	4	2	1	1	39
359	P(HS)	0.0	0.0	0.0	0.1	0.2	0.2	0.2	0.1	0.1	0.1	0.0	0.0	0.1

NID ESTACION	PARAMETRO	ENE	FEB	MAR	ABR	MAY	JUN	JUL	AGO	SEP	OCT	NOV	DIC	ANUAL
359	P(HH)	0.1	0.0	0.2	0.2	0.4	0.4	0.4	0.3	0.3	0.2	0.2	0.1	0.2
359	alfa	0.6	2.4	1.1	1.0	1.1	1.3	1.4	1.0	1.2	1.4	0.9	1.0	1.2
359	beta	19.5	9.7	13.0	23.8	27.6	26.6	23.8	28.3	21.1	14.1	23.1	21.9	21.0
360	MEDIA OBS	1	4	10	34	123	169	141	107	56	24	11	6	686
360	SD OBS	3	13	15	36	97	139	103	75	54	30	17	13	262
360	MAX OBS	17	57	56	172	333	590	459	331	220	147	75	56	1411
360	MIN OBS	0	0	0	0	8	7	1	6	2	0	0	0	140
360	NDLLM OBS	0	0	1	4	8	10	9	7	6	3	2	1	50
360	P(HS)	0.0	0.0	0.0	0.1	0.2	0.2	0.2	0.2	0.1	0.1	0.0	0.0	0.1
360	P(HH)	0.1	0.1	0.2	0.4	0.5	0.5	0.5	0.5	0.3	0.2	0.2	0.1	0.3
360	alfa	0.5	0.4	0.7	0.5	0.7	0.8	0.9	0.7	0.6	0.7	0.3	0.8	0.6
360	beta	3.6	22.2	11.3	19.7	23.4	20.4	19.4	20.4	17.8	12.0	20.7	8.1	16.6
361	MEDIA OBS	1	4	12	44	137	205	166	122	68	27	10	5	802
361	SD OBS	4	12	21	52	116	163	122	92	61	39	19	12	321
361	MAX OBS	19	60	97	243	440	685	511	457	234	204	91	48	1639
361	MIN OBS	0	0	0	0	7	4	1	5	5	0	0	0	238
361	NDLLM OBS	0	0	1	3	7	9	8	7	5	3	1	1	45
361	P(HS)	0.0	0.0	0.0	0.1	0.2	0.2	0.2	0.2	0.1	0.1	0.0	0.0	0.1
361	P(HH)	0.0	0.1	0.2	0.2	0.4	0.5	0.5	0.4	0.3	0.2	0.1	0.1	0.3
361	alfa	0.6	0.6	0.8	0.5	0.9	0.9	0.9	0.8	0.8	0.6	0.3	0.8	0.7
361	beta	5.6	18.7	14.3	26.0	23.6	24.9	23.5	23.5	20.0	18.9	28.7	8.9	19.7
362	MEDIA OBS	2	5	13	39	121	168	144	114	69	30	13	5	722
362	SD OBS	5	13	28	43	105	137	101	87	53	45	23	12	259
362	MAX OBS	20	55	130	192	343	620	391	420	252	240	97	50	1177
362	MIN OBS	0	0	0	0	0	0	0	0	5	0	0	0	221
362	NDLLM OBS	0	0	1	2	6	8	7	6	4	2	1	0	38
362	P(HS)	0.0	0.0	0.0	0.1	0.1	0.2	0.1	0.1	0.1	0.1	0.0	0.0	0.1
362	P(HH)	0.1	0.1	0.2	0.2	0.4	0.5	0.5	0.4	0.3	0.2	0.1	0.2	0.3
362	alfa	2.3	0.8	0.9	0.9	1.4	1.4	1.4	1.4	2.0	1.2	0.7	3.6	1.5
362	beta	2.1	15.5	17.5	18.5	15.5	14.7	15.5	13.2	9.4	11.3	21.8	2.9	13.1
363	MEDIA OBS	2	4	13	37	125	164	141	98	62	27	12	7	690
363	SD OBS	4	9	27	41	109	115	96	69	52	30	20	11	250
363	MAX OBS	21	32	117	173	469	503	398	328	211	136	80	39	1155
363	MIN OBS	0	0	0	0	11	9	5	1	8	0	0	0	205
363	NDLLM OBS	1	1	1	4	8	10	9	8	5	4	2	1	52
363	P(HS)	0.0	0.0	0.0	0.1	0.2	0.2	0.2	0.2	0.1	0.1	0.1	0.0	0.1
363	P(HH)	0.1	0.1	0.2	0.3	0.5	0.6	0.5	0.5	0.4	0.3	0.2	0.1	0.3
363	alfa	0.8	0.6	0.3	0.4	0.8	0.7	0.9	0.7	0.7	0.6	0.3	1.6	0.7
363	beta	4.4	9.2	32.1	23.5	21.9	21.3	18.1	18.7	17.5	12.6	26.4	4.6	17.5
364	MEDIA OBS	2	4	10	39	144	185	174	124	68	35	15	7	806
364	SD OBS	6	12	19	46	115	142	121	97	60	39	20	15	298
364	MAX OBS	29	50	91	231	385	612	494	420	244	192	87	67	1437
364	MIN OBS	0	0	0	0	7	5	0	13	7	0	0	0	219
364	NDLLM OBS	0	0	1	3	7	10	9	7	5	4	2	1	51
364	P(HS)	0.0	0.0	0.0	0.1	0.2	0.2	0.2	0.2	0.1	0.1	0.0	0.0	0.1
364	P(HH)	0.3	0.1	0.2	0.3	0.5	0.5	0.5	0.4	0.4	0.3	0.2	0.2	0.3
364	alfa	0.8	0.6	0.6	0.5	0.9	0.9	0.8	0.8	0.7	0.6	0.5	1.6	0.8
364	beta	5.6	15.0	14.2	26.0	21.9	20.7	24.2	20.5	18.8	16.0	18.1	4.7	17.1
365	MEDIA OBS	2	6	16	62	214	297	257	201	113	58	22	11	1258
365	SD OBS	7	19	22	70	170	230	170	142	100	63	28	25	481

NID ESTACION	PARAMETRO	ENE	FEB	MAR	ABR	MAY	JUN	JUL	AGO	SEP	OCT	NOV	DIC	ANUAL
365	MAX OBS	36	103	80	342	560	932	719	599	409	280	104	111	2353
365	MIN OBS	0	0	0	0	27	14	0	11	2	0	0	0	275
365	NDLLM OBS	0	0	1	3	7	9	8	7	5	3	2	1	47
365	P(HS)	0.0	0.0	0.0	0.1	0.2	0.2	0.2	0.2	0.1	0.1	0.1	0.0	0.1
365	P(HH)	0.1	0.0	0.1	0.3	0.5	0.5	0.5	0.4	0.3	0.2	0.1	0.1	0.3
365	alfa	1.5	0.5	1.1	0.7	0.9	1.1	1.1	1.0	0.8	1.0	0.5	0.9	0.9
365	beta	3.8	32.6	13.3	27.9	32.6	29.5	29.1	27.7	29.7	19.7	28.4	14.5	24.1
366	MEDIA OBS	1	5	13	45	111	162	127	87	59	23	10	6	649
366	SD OBS	4	11	25	55	88	113	96	73	56	36	17	17	224
366	MAX OBS	23	44	88	255	327	459	384	309	189	170	70	91	1093
366	MIN OBS	0	0	0	0	11	7	0	0	0	0	0	0	174
366	NDLLM OBS	0	1	1	4	7	9	8	7	4	2	1	1	44
366	P(HS)	0.0	0.0	0.0	0.1	0.2	0.2	0.2	0.2	0.1	0.1	0.0	0.0	0.1
366	P(HH)	0.1	0.1	0.3	0.3	0.4	0.5	0.5	0.4	0.3	0.2	0.2	0.1	0.3
366	alfa	2.6	0.7	0.5	0.7	1.2	1.1	1.1	0.9	1.0	0.9	0.8	0.8	1.0
366	beta	2.4	13.5	23.5	16.3	13.9	15.4	15.2	15.1	14.3	11.5	12.3	12.8	13.8
367	MEDIA OBS	2	3	11	35	117	160	132	98	56	23	12	6	657
367	SD OBS	7	9	19	39	93	121	94	69	49	28	20	12	236
367	MAX OBS	41	40	92	198	401	568	412	315	195	139	96	48	1076
367	MIN OBS	0	0	0	0	19	7	0	6	0	0	0	0	171
367	NDLLM OBS	0	0	1	3	7	9	8	7	5	3	1	1	47
367	P(HS)	0.0	0.0	0.0	0.1	0.2	0.2	0.2	0.2	0.1	0.1	0.0	0.0	0.1
367	P(HH)	0.1	0.1	0.2	0.4	0.4	0.5	0.5	0.4	0.3	0.3	0.1	0.1	0.3
367	alfa	0.7	0.6	0.7	0.7	0.7	1.0	1.0	0.8	0.9	0.8	0.4	1.8	0.9
367	beta	7.7	13.3	12.8	14.8	21.7	16.6	16.6	16.6	12.9	10.5	25.8	4.2	14.5
368	MEDIA OBS	7	7	12	53	192	257	228	167	98	39	18	11	1089
368	SD OBS	18	20	22	66	160	194	174	145	90	37	24	21	423
368	MAX OBS	91	104	91	314	493	854	727	626	380	146	102	92	1946
368	MIN OBS	0	0	0	0	5	10	3	0	0	0	0	0	264
368	NDLLM OBS	1	1	1	4	9	10	10	8	6	4	2	1	57
368	P(HS)	0.0	0.0	0.0	0.1	0.2	0.2	0.2	0.2	0.1	0.1	0.1	0.0	0.1
368	P(HH)	0.3	0.1	0.2	0.3	0.5	0.6	0.6	0.5	0.4	0.4	0.3	0.2	0.4
368	alfa	0.4	0.3	0.7	0.5	0.6	0.8	0.7	0.6	0.6	0.6	0.5	0.8	0.6
368	beta	15.4	27.5	12.1	28.3	36.4	31.1	35.1	34.5	27.0	15.9	19.0	10.8	24.4
369	MEDIA OBS	5	7	18	72	233	306	256	208	124	65	27	14	1334
369	SD OBS	15	20	27	72	180	219	164	149	102	66	29	28	488
369	MAX OBS	87	102	105	357	612	887	678	693	426	296	100	112	2487
369	MIN OBS	0	0	0	0	31	30	0	14	8	0	0	0	343
369	NDLLM OBS	1	1	1	5	10	12	11	10	7	6	3	1	67
369	P(HS)	0.0	0.0	0.0	0.1	0.2	0.3	0.2	0.2	0.2	0.1	0.1	0.0	0.1
369	P(HH)	0.1	0.1	0.2	0.4	0.5	0.6	0.6	0.6	0.4	0.5	0.3	0.3	0.4
369	alfa	0.2	0.4	0.7	0.5	0.6	0.8	0.8	0.7	0.6	0.5	0.4	0.6	0.6
369	beta	24.5	25.2	16.3	28.5	38.3	32.4	29.6	32.1	27.1	21.9	23.7	19.3	26.6
370	MEDIA OBS	2	4	8	30	145	177	150	101	53	17	9	4	701
370	SD OBS	4	9	19	40	136	138	124	79	54	20	19	8	281
370	MAX OBS	18	33	95	172	511	647	522	351	224	90	76	33	1303
370	MIN OBS	0	0	0	0	1	9	4	0	0	0	0	0	150
370	NDLLM OBS	1	1	2	4	10	12	11	9	6	4	2	1	62
370	P(HS)	0.0	0.0	0.0	0.1	0.2	0.3	0.2	0.2	0.1	0.1	0.0	0.0	0.1
370	P(HH)	0.3	0.1	0.3	0.4	0.5	0.6	0.6	0.5	0.4	0.3	0.3	0.2	0.4

NID ESTACION	PARAMETRO	ENE	FEB	MAR	ABR	MAY	JUN	JUL	AGO	SEP	OCT	NOV	DIC	ANUAL
370	alfa	0.6	0.3	0.2	0.2	0.5	0.5	0.4	0.4	0.4	0.5	0.2	0.3	0.4
370	beta	3.0	14.9	32.7	30.2	32.5	31.2	29.9	26.2	21.0	10.7	33.1	12.2	23.1
371	MEDIA OBS	2	4	12	37	108	161	126	93	56	28	13	8	650
371	SD OBS	7	12	18	42	82	113	86	68	50	32	19	20	229
371	MAX OBS	33	57	83	190	264	439	411	327	186	151	77	97	1155
371	MIN OBS	0	0	0	0	13	7	1	6	1	0	0	0	154
371	NDLLM OBS	0	0	1	3	7	9	8	7	5	3	1	1	47
371	P(HS)	0.0	0.0	0.0	0.1	0.2	0.2	0.2	0.2	0.1	0.1	0.0	0.0	0.1
371	P(HH)	0.1	0.1	0.2	0.3	0.4	0.5	0.5	0.4	0.3	0.3	0.1	0.1	0.3
371	alfa	1.0	0.5	0.9	0.7	1.0	0.9	1.1	0.8	0.8	0.7	0.6	0.9	0.8
371	beta	5.0	19.6	11.1	16.4	15.7	19.5	14.7	16.4	14.2	12.9	20.5	11.3	14.8
372	MEDIA OBS	2	3	8	33	111	118	117	78	49	20	9	5	553
372	SD OBS	5	8	22	42	92	106	99	71	53	31	17	9	261
372	MAX OBS	23	30	121	156	309	527	389	359	209	175	72	32	1262
372	MIN OBS	0	0	0	0	5	5	4	0	0	0	0	0	222
372	NDLLM OBS	0	0	1	2	6	7	7	6	4	2	1	0	37
372	P(HS)	0.0	0.0	0.0	0.1	0.1	0.2	0.2	0.1	0.1	0.1	0.0	0.0	0.1
372	P(HH)	0.1	0.0	0.2	0.2	0.4	0.4	0.4	0.4	0.3	0.2	0.1	0.0	0.2
372	alfa	1.8	2.2	1.1	0.6	1.0	1.3	1.0	0.7	1.0	1.5	0.5	1.2	1.2
372	beta	3.8	4.3	10.5	22.4	18.9	12.7	16.2	19.5	13.5	6.5	19.2	7.9	13.0
373	MEDIA OBS	4	9	17	74	238	319	275	213	116	53	23	13	1354
373	SD OBS	14	23	38	85	189	238	202	171	93	54	33	25	493
373	MAX OBS	62	118	201	378	652	1072	854	747	363	257	137	108	2415
373	MIN OBS	0	0	0	0	44	13	0	0	9	0	0	0	383
373	NDLLM OBS	0	0	1	3	8	9	8	7	5	3	1	1	48
373	P(HS)	0.0	0.0	0.0	0.1	0.2	0.2	0.2	0.2	0.1	0.1	0.0	0.0	0.1
373	P(HH)	0.2	0.0	0.1	0.3	0.5	0.5	0.5	0.4	0.4	0.3	0.2	0.2	0.3
373	alfa	1.5	0.7	0.5	0.7	0.9	1.0	1.0	1.0	0.9	0.9	0.6	1.5	0.9
373	beta	8.5	28.2	31.4	34.5	35.7	34.1	33.3	31.2	27.1	16.9	26.6	10.3	26.5
374	MEDIA OBS	3	6	20	62	187	258	219	171	96	50	22	11	1105
374	SD OBS	7	16	43	66	141	186	134	122	78	55	28	21	391
374	MAX OBS	38	77	234	319	521	812	555	558	301	246	92	88	2096
374	MIN OBS	0	0	0	0	33	18	0	10	3	0	0	0	287
374	NDLLM OBS	1	1	1	4	8	10	9	8	6	4	2	1	56
374	P(HS)	0.0	0.0	0.0	0.1	0.2	0.2	0.2	0.2	0.1	0.1	0.1	0.0	0.1
374	P(HH)	0.1	0.1	0.2	0.4	0.5	0.6	0.5	0.5	0.4	0.3	0.2	0.1	0.3
374	alfa	0.9	0.6	0.4	0.6	0.9	1.0	1.1	0.8	0.7	0.7	0.3	1.1	0.7
374	beta	5.0	20.2	34.8	24.6	25.8	25.6	21.3	25.6	23.8	17.9	30.8	10.8	22.2
375	MEDIA OBS	3	5	10	44	155	171	162	106	65	31	15	6	774
375	SD OBS	5	10	19	45	137	119	110	79	59	38	20	10	252
375	MAX OBS	23	43	74	200	554	524	457	357	281	185	73	45	1181
375	MIN OBS	0	0	0	0	3	19	14	0	2	0	0	0	342
375	NDLLM OBS	1	1	1	3	8	10	9	8	5	3	1	1	50
375	P(HS)	0.0	0.0	0.0	0.1	0.2	0.2	0.2	0.2	0.1	0.1	0.0	0.0	0.1
375	P(HH)	0.1	0.0	0.1	0.3	0.5	0.5	0.5	0.4	0.4	0.3	0.2	0.1	0.3
375	alfa	1.1	1.0	0.5	0.5	0.8	0.9	0.9	0.8	0.8	0.7	0.6	0.9	0.8
375	beta	4.4	8.6	19.9	27.4	23.3	18.8	19.8	18.0	16.6	13.2	18.6	7.6	16.3
376	MEDIA OBS	3	6	16	41	121	158	129	94	59	30	15	8	681
376	SD OBS	9	14	25	42	90	101	92	63	50	38	21	15	238
376	MAX OBS	44	51	114	192	345	419	370	288	202	193	99	64	1143

NID ESTACION	PARAMETRO	ENE	FEB	MAR	ABR	MAY	JUN	JUL	AGO	SEP	OCT	NOV	DIC	ANUAL
376	MIN OBS	0	0	0	0	18	15	0	12	0	0	0	0	167
376	NDLLM OBS	0	1	1	3	7	9	8	7	5	3	1	1	46
376	P(HS)	0.0	0.0	0.0	0.1	0.2	0.2	0.2	0.2	0.1	0.1	0.0	0.0	0.1
376	P(HH)	0.0	0.1	0.2	0.3	0.4	0.5	0.5	0.4	0.3	0.2	0.1	0.1	0.2
376	alfa	0.7	0.8	0.7	1.0	1.2	1.2	1.2	1.0	0.9	1.2	0.6	0.7	0.9
376	beta	9.6	13.5	19.9	13.4	14.2	14.3	13.2	14.0	13.3	8.5	20.8	13.8	14.0
377	MEDIA OBS	3	6	15	50	157	186	174	113	70	29	14	5	822
377	SD OBS	6	12	27	61	131	123	124	80	59	35	21	11	288
377	MAX OBS	20	43	115	295	447	549	518	378	257	162	81	59	1401
377	MIN OBS	0	0	0	0	6	18	7	4	7	0	0	0	320
377	NDLLM OBS	1	1	1	3	8	10	9	7	5	3	1	1	47
377	P(HS)	0.0	0.0	0.0	0.1	0.2	0.2	0.2	0.2	0.1	0.1	0.0	0.0	0.1
377	P(HH)	0.1	0.0	0.2	0.2	0.5	0.5	0.5	0.4	0.3	0.2	0.1	0.2	0.3
377	alfa	1.2	0.7	0.6	0.7	0.9	0.8	0.9	1.0	0.9	0.8	0.6	0.8	0.8
377	beta	4.0	14.7	22.2	25.4	22.2	24.0	22.9	16.3	16.8	13.9	19.1	9.1	17.6
378	MEDIA OBS	4	7	15	50	176	225	199	148	81	36	17	10	968
378	SD OBS	11	17	44	63	149	164	152	119	69	35	24	16	356
378	MAX OBS	43	77	249	270	479	780	601	510	272	135	105	65	1796
378	MIN OBS	0	0	0	0	4	9	8	0	4	0	0	0	231
378	NDLLM OBS	1	1	1	4	8	10	10	8	6	4	2	1	55
378	P(HS)	0.0	0.0	0.0	0.1	0.2	0.2	0.2	0.2	0.1	0.1	0.1	0.0	0.1
378	P(HH)	0.3	0.1	0.2	0.4	0.5	0.6	0.6	0.5	0.4	0.3	0.3	0.3	0.4
378	alfa	1.1	0.9	0.3	0.5	0.6	0.8	0.7	0.6	0.6	0.7	0.4	1.1	0.7
378	beta	5.9	11.8	43.9	29.8	32.8	27.0	30.5	30.1	22.9	13.9	24.5	8.0	23.4
379	MEDIA OBS	6	10	21	67	219	276	257	185	109	59	25	11	1245
379	SD OBS	14	23	53	76	166	191	177	140	106	58	30	21	443
379	MAX OBS	50	103	292	326	629	935	706	586	487	282	121	85	2129
379	MIN OBS	0	0	0	0	35	17	17	0	0	0	0	0	385
379	NDLLM OBS	1	1	1	3	7	9	8	7	5	4	1	1	48
379	P(HS)	0.0	0.0	0.0	0.1	0.2	0.2	0.2	0.2	0.1	0.1	0.0	0.0	0.1
379	P(HH)	0.1	0.1	0.1	0.3	0.5	0.5	0.5	0.4	0.3	0.3	0.1	0.1	0.3
379	alfa	1.2	0.8	0.4	0.8	1.3	1.7	1.3	1.3	1.1	1.1	0.8	1.7	1.1
379	beta	8.6	20.4	45.4	26.0	22.0	18.4	23.4	21.8	20.9	14.1	20.4	8.4	20.8
380	MEDIA OBS	4	6	9	37	128	151	136	99	58	27	12	7	672
380	SD OBS	9	13	18	40	100	97	99	66	50	30	18	12	216
380	MAX OBS	33	43	82	173	382	428	419	256	208	147	63	43	1055
380	MIN OBS	0	0	0	0	14	10	8	0	8	0	0	0	242
380	NDLLM OBS	0	0	1	2	6	8	7	6	4	2	1	1	39
380	P(HS)	0.0	0.0	0.0	0.1	0.1	0.2	0.1	0.1	0.1	0.1	0.0	0.0	0.1
380	P(HH)	0.1	0.0	0.2	0.2	0.4	0.5	0.5	0.4	0.3	0.2	0.1	0.1	0.2
380	alfa	1.2	1.8	1.2	1.3	1.7	1.7	1.6	1.2	1.7	1.4	0.8	1.7	1.4
380	beta	8.5	8.6	11.1	12.0	12.3	11.4	11.7	13.4	9.7	8.1	14.5	6.7	10.7
381	MEDIA OBS	3	4	11	39	146	172	159	99	59	31	14	7	745
381	SD OBS	6	10	18	41	128	114	112	68	52	37	20	12	237
381	MAX OBS	21	46	68	150	531	495	423	320	264	144	88	44	1102
381	MIN OBS	0	0	0	0	0	19	2	0	5	0	0	0	309
381	NDLLM OBS	1	1	2	5	11	13	12	10	7	5	2	2	71
381	P(HS)	0.0	0.0	0.0	0.1	0.2	0.3	0.3	0.2	0.1	0.1	0.1	0.0	0.1
381	P(HH)	0.2	0.2	0.2	0.4	0.6	0.7	0.6	0.5	0.5	0.3	0.3	0.3	0.4
381	alfa	0.5	0.2	0.4	0.4	0.6	0.6	0.6	0.6	0.6	0.5	0.3	0.3	0.4
381	beta	4.9	16.5	16.1	23.2	23.3	21.5	22.4	17.8	15.9	13.6	21.1	13.1	17.4

NID ESTACION	PARAMETRO	ENE	FEB	MAR	ABR	MAY	JUN	JUL	AGO	SEP	OCT	NOV	DIC	ANUAL
382	MEDIA OBS	4	7	14	40	119	143	129	83	54	23	11	7	634
382	SD OBS	7	13	23	48	97	104	92	58	49	29	17	10	237
382	MAX OBS	24	47	102	228	357	459	377	265	196	153	70	41	1057
382	MIN OBS	0	0	0	0	10	16	5	1	4	0	0	0	209
382	NDLLM OBS	1	1	1	4	9	12	11	9	6	4	2	1	61
382	P(HS)	0.0	0.0	0.0	0.1	0.2	0.3	0.2	0.2	0.1	0.1	0.1	0.0	0.1
382	P(HH)	0.0	0.0	0.2	0.3	0.5	0.6	0.6	0.5	0.4	0.3	0.2	0.1	0.3
382	alfa	0.8	0.4	0.5	0.4	0.6	0.6	0.7	0.5	0.6	0.5	0.4	0.8	0.6
382	beta	5.4	17.6	18.9	24.1	21.6	19.6	17.1	17.1	15.8	10.8	14.9	7.0	15.8
384	MEDIA OBS	9	13	29	104	312	411	357	251	154	82	32	17	1771
384	SD OBS	24	29	75	112	245	272	227	189	111	84	40	31	592
384	MAX OBS	90	127	417	442	886	1332	936	763	417	402	163	129	2900
384	MIN OBS	0	0	0	0	1	26	0	0	11	0	0	0	474
384	NDLLM OBS	1	1	1	4	8	11	10	8	6	4	2	1	55
384	P(HS)	0.0	0.0	0.0	0.1	0.2	0.2	0.2	0.2	0.1	0.1	0.1	0.0	0.1
384	P(HH)	0.1	0.1	0.1	0.4	0.5	0.6	0.6	0.5	0.4	0.3	0.2	0.2	0.3
384	alfa	1.5	1.0	0.5	0.7	1.2	1.4	1.2	1.1	1.1	1.1	0.6	1.2	1.0
384	beta	10.6	22.0	58.1	43.8	30.6	28.5	29.7	26.9	24.1	18.1	30.4	14.8	28.1
385	MEDIA OBS	3	8	11	48	198	224	200	131	71	29	14	7	943
385	SD OBS	5	17	22	63	193	172	144	99	60	34	22	12	346
385	MAX OBS	19	68	94	320	764	828	554	410	261	137	94	50	1527
385	MIN OBS	0	0	0	0	3	17	17	0	1	0	0	0	230
385	NDLLM OBS	1	2	1	4	9	12	10	9	6	4	2	1	61
385	P(HS)	0.0	0.0	0.0	0.1	0.2	0.2	0.2	0.2	0.1	0.1	0.0	0.0	0.1
385	P(HH)	0.2	0.2	0.2	0.4	0.5	0.6	0.6	0.5	0.5	0.3	0.3	0.3	0.4
385	alfa	0.7	0.2	0.4	0.2	0.5	0.5	0.5	0.4	0.6	0.5	0.2	0.5	0.4
385	beta	4.9	24.8	23.1	62.6	42.8	40.1	38.5	33.7	21.3	16.7	29.6	12.8	29.2
387	MEDIA OBS	4	7	14	38	122	148	129	82	55	27	14	8	647
387	SD OBS	7	14	21	39	100	94	94	53	49	29	17	12	212
387	MAX OBS	33	51	87	159	380	408	379	214	199	126	70	49	1072
387	MIN OBS	0	0	0	0	12	12	3	8	2	0	0	0	217
387	NDLLM OBS	1	1	2	5	10	14	12	10	6	5	2	1	69
387	P(HS)	0.0	0.0	0.0	0.1	0.2	0.3	0.2	0.2	0.1	0.1	0.1	0.0	0.1
387	P(HH)	0.1	0.0	0.2	0.4	0.5	0.6	0.6	0.5	0.4	0.3	0.3	0.2	0.4
387	alfa	0.6	0.5	0.5	0.4	0.6	0.6	0.6	0.6	0.6	0.6	0.5	0.8	0.6
387	beta	6.0	15.6	16.7	18.3	18.2	17.0	19.0	13.5	15.6	10.0	13.5	8.2	14.3
388	MEDIA OBS	2	6	8	31	111	131	113	76	47	21	11	6	562
388	SD OBS	7	13	15	36	100	93	82	56	47	22	18	10	200
388	MAX OBS	31	46	65	134	366	420	343	238	216	89	70	39	989
388	MIN OBS	0	0	0	0	3	9	5	0	2	0	0	0	134
388	NDLLM OBS	1	1	1	4	9	11	10	8	6	4	2	1	58
388	P(HS)	0.0	0.0	0.0	0.1	0.2	0.3	0.2	0.2	0.1	0.1	0.0	0.0	0.1
388	P(HH)	0.2	0.1	0.2	0.4	0.5	0.6	0.6	0.5	0.5	0.3	0.3	0.2	0.4
388	alfa	0.6	0.4	0.5	0.3	0.6	0.7	0.6	0.6	0.5	0.6	0.3	0.4	0.5
388	beta	6.5	18.6	14.8	21.0	20.3	16.7	17.2	15.5	17.9	8.9	21.2	12.0	15.9
390	MEDIA OBS	6	10	20	56	169	216	195	138	84	47	20	14	975
390	SD OBS	15	24	34	66	129	135	127	87	70	51	28	29	335
390	MAX OBS	65	113	161	311	428	613	561	358	271	197	123	128	1532
390	MIN OBS	0	0	0	0	11	30	0	7	0	0	0	0	228
390	NDLLM OBS	1	1	1	4	8	10	9	8	5	4	2	1	53

NID ESTACION	PARAMETRO	ENE	FEB	MAR	ABR	MAY	JUN	JUL	AGO	SEP	OCT	NOV	DIC	ANUAL
390	P(HS)	0.0	0.0	0.0	0.1	0.2	0.2	0.2	0.2	0.1	0.1	0.0	0.0	0.1
390	P(HH)	0.1	0.0	0.1	0.3	0.5	0.5	0.5	0.4	0.4	0.3	0.2	0.1	0.3
390	alfa	0.6	1.0	0.6	0.7	1.0	1.1	1.4	1.1	0.9	1.1	0.4	1.2	0.9
390	beta	15.8	14.6	27.6	20.7	20.2	19.7	15.9	16.4	16.9	12.2	31.5	13.6	18.8
391	MEDIA OBS	5	9	13	51	155	187	171	122	72	43	17	8	852
391	SD OBS	14	20	32	56	123	118	118	83	59	45	23	14	287
391	MAX OBS	67	78	174	224	461	442	482	321	233	207	87	57	1505
391	MIN OBS	0	0	0	0	14	13	8	0	4	0	0	0	289
391	NDLLM OBS	1	1	1	3	8	10	9	7	5	3	1	1	48
391	P(HS)	0.0	0.0	0.0	0.1	0.2	0.2	0.2	0.2	0.1	0.1	0.0	0.0	0.1
391	P(HH)	0.1	0.2	0.1	0.3	0.5	0.6	0.5	0.5	0.4	0.3	0.1	0.2	0.3
391	alfa	0.5	1.0	0.5	0.9	1.2	1.2	1.3	1.1	1.0	1.2	0.8	1.0	1.0
391	beta	21.0	17.1	26.2	19.5	17.7	16.3	15.8	15.8	15.6	10.4	16.8	8.8	16.8
392	MEDIA OBS	5	8	15	51	159	182	173	117	70	33	14	5	830
392	SD OBS	7	15	25	59	135	116	129	83	48	38	23	10	312
392	MAX OBS	26	57	115	291	516	532	502	408	195	153	111	38	1434
392	MIN OBS	0	0	0	0	3	0	0	3	5	0	0	0	191
392	NDLLM OBS	1	1	1	3	8	10	9	8	5	3	2	1	50
392	P(HS)	0.0	0.0	0.0	0.1	0.2	0.2	0.2	0.2	0.1	0.1	0.0	0.0	0.1
392	P(HH)	0.1	0.1	0.1	0.2	0.5	0.5	0.6	0.5	0.4	0.2	0.1	0.2	0.3
392	alfa	1.1	1.1	0.5	0.8	0.9	1.0	1.0	0.8	1.2	1.2	0.5	1.0	0.9
392	beta	5.4	11.6	25.7	18.9	21.6	18.7	19.9	18.4	11.7	9.3	16.1	6.9	15.4
393	MEDIA OBS	10	15	27	114	306	386	343	255	148	84	40	20	1748
393	SD OBS	26	32	63	124	242	245	219	191	112	86	45	31	597
393	MAX OBS	114	130	342	445	934	1163	927	774	443	384	169	122	3235
393	MIN OBS	0	0	0	0	29	26	11	0	0	0	0	0	594
393	NDLLM OBS	1	0	1	3	7	10	9	7	5	4	2	1	49
393	P(HS)	0.0	0.0	0.0	0.1	0.2	0.2	0.2	0.2	0.1	0.1	0.0	0.0	0.1
393	P(HH)	0.1	0.1	0.1	0.4	0.5	0.6	0.5	0.4	0.4	0.3	0.2	0.1	0.3
393	alfa	0.6	1.7	0.5	0.6	1.3	1.4	1.4	1.4	1.3	1.2	0.7	1.1	1.1
393	beta	28.2	18.7	49.6	55.8	33.0	29.0	29.1	26.0	25.0	18.0	31.3	18.3	30.2
394	MEDIA OBS	5	8	17	50	142	170	155	95	65	33	17	10	765
394	SD OBS	9	16	22	51	118	98	109	58	58	32	21	17	251
394	MAX OBS	35	70	88	244	432	396	464	269	235	107	86	78	1232
394	MIN OBS	0	0	0	0	17	28	6	16	5	0	0	0	201
394	NDLLM OBS	1	1	2	5	9	11	10	9	6	5	2	1	61
394	P(HS)	0.0	0.0	0.0	0.1	0.2	0.3	0.2	0.2	0.1	0.1	0.1	0.0	0.1
394	P(HH)	0.1	0.0	0.2	0.3	0.5	0.6	0.5	0.5	0.4	0.3	0.2	0.2	0.3
394	alfa	0.8	0.4	0.8	0.5	0.9	0.9	0.8	0.9	0.7	0.6	0.5	0.6	0.7
394	beta	6.4	26.0	13.4	20.2	18.3	16.4	19.4	11.8	15.8	12.3	17.3	11.8	15.8
395	MEDIA OBS	7	10	22	68	179	219	224	134	89	52	26	17	1045
395	SD OBS	14	17	34	69	141	127	169	80	71	50	27	26	325
395	MAX OBS	62	59	154	337	619	552	815	343	273	213	119	89	1684
395	MIN OBS	0	0	0	0	16	30	0	18	6	0	0	0	333
395	NDLLM OBS	1	1	2	4	9	12	10	9	6	5	2	1	63
395	P(HS)	0.0	0.0	0.0	0.1	0.2	0.3	0.2	0.2	0.1	0.1	0.1	0.0	0.1
395	P(HH)	0.1	0.1	0.2	0.3	0.5	0.6	0.6	0.5	0.4	0.3	0.3	0.2	0.3
395	alfa	0.6	0.7	0.6	0.6	0.9	0.9	0.8	0.9	0.7	1.0	0.5	0.8	0.7
395	beta	12.7	18.0	22.9	25.7	21.0	20.6	29.0	15.9	20.7	11.5	20.9	14.7	19.5
396	MEDIA OBS	2	9	9	34	128	150	131	90	50	25	13	6	648

NID ESTACION	PARAMETRO	ENE	FEB	MAR	ABR	MAY	JUN	JUL	AGO	SEP	OCT	NOV	DIC	ANUAL
396	SD OBS	6	21	18	40	120	110	88	68	43	26	22	10	226
396	MAX OBS	22	82	86	153	461	527	373	319	190	103	95	42	1209
396	MIN OBS	0	0	0	0	5	11	11	0	2	0	0	0	153
396	NDLLM OBS	1	1	1	4	9	12	11	9	6	4	2	1	61
396	P(HS)	0.0	0.0	0.0	0.1	0.2	0.2	0.2	0.2	0.1	0.1	0.1	0.0	0.1
396	P(HH)	0.2	0.1	0.2	0.4	0.5	0.6	0.6	0.5	0.5	0.3	0.3	0.2	0.4
396	alfa	0.5	0.3	0.4	0.3	0.5	0.6	0.6	0.5	0.6	0.6	0.2	0.5	0.5
396	beta	6.5	33.2	21.9	25.1	25.3	22.0	20.4	20.0	13.6	10.8	29.2	9.8	19.8
397	MEDIA OBS	10	12	27	87	232	309	283	194	119	69	33	20	1397
397	SD OBS	24	22	47	91	177	186	176	115	95	67	39	33	436
397	MAX OBS	109	79	219	427	655	823	716	491	358	314	168	135	2209
397	MIN OBS	0	0	0	1	29	32	14	13	7	0	0	0	409
397	NDLLM OBS	1	1	2	5	10	12	11	10	7	6	3	2	69
397	P(HS)	0.0	0.0	0.0	0.1	0.2	0.2	0.2	0.2	0.2	0.1	0.1	0.0	0.1
397	P(HH)	0.1	0.1	0.2	0.3	0.6	0.6	0.6	0.5	0.4	0.4	0.2	0.2	0.4
397	alfa	0.4	0.6	0.3	0.5	0.9	1.0	1.1	0.9	0.6	0.7	0.4	0.6	0.7
397	beta	24.4	21.9	38.4	37.2	26.2	26.0	25.5	22.8	26.1	17.5	30.6	18.9	26.3
398	MEDIA OBS	3	8	10	36	135	143	131	90	53	32	13	7	662
398	SD OBS	8	17	16	38	117	99	91	67	52	38	16	12	210
398	MAX OBS	37	68	65	150	463	507	369	312	239	199	68	41	1111
398	MIN OBS	0	0	0	0	4	12	4	0	0	0	0	0	254
398	NDLLM OBS	0	1	1	3	7	9	8	6	4	3	1	1	43
398	P(HS)	0.0	0.0	0.0	0.1	0.2	0.2	0.2	0.2	0.1	0.1	0.0	0.0	0.1
398	P(HH)	0.1	0.1	0.1	0.2	0.4	0.5	0.5	0.4	0.3	0.2	0.1	0.1	0.3
398	alfa	0.7	0.9	1.2	0.8	1.2	1.3	1.2	1.0	1.2	1.1	0.7	1.0	1.0
398	beta	10.6	16.9	8.9	16.6	16.1	13.1	14.0	14.0	11.6	9.9	12.4	8.8	12.7
399	MEDIA OBS	11	16	41	141	400	499	477	332	197	112	52	31	2308
399	SD OBS	27	34	80	169	324	302	309	217	162	119	68	52	792
399	MAX OBS	137	162	339	860	1146	1373	1241	883	603	524	322	211	3948
399	MIN OBS	0	0	0	0	26	57	43	37	11	0	0	0	730
399	NDLLM OBS	1	1	2	5	10	12	11	10	7	5	3	2	69
399	P(HS)	0.0	0.0	0.0	0.1	0.2	0.2	0.2	0.2	0.2	0.1	0.1	0.0	0.1
399	P(HH)	0.2	0.1	0.2	0.4	0.6	0.6	0.6	0.5	0.5	0.3	0.2	0.2	0.4
399	alfa	0.4	0.5	0.3	0.5	0.7	0.9	0.9	0.8	0.7	0.6	0.2	0.7	0.6
399	beta	24.6	30.7	73.7	59.1	53.9	46.8	49.0	41.6	39.2	32.5	67.9	27.6	45.6
400	MEDIA OBS	12	19	25	103	349	437	401	282	163	81	37	20	1929
400	SD OBS	29	48	58	120	309	289	265	211	128	78	50	33	662
400	MAX OBS	103	228	295	499	1089	1326	1039	861	539	240	200	139	3287
400	MIN OBS	0	0	0	0	23	27	31	0	6	0	0	0	501
400	NDLLM OBS	1	1	1	4	9	11	10	9	6	4	2	1	60
400	P(HS)	0.0	0.0	0.0	0.1	0.2	0.2	0.2	0.2	0.1	0.1	0.1	0.0	0.1
400	P(HH)	0.1	0.2	0.2	0.4	0.5	0.6	0.6	0.5	0.5	0.3	0.3	0.2	0.4
400	alfa	0.5	0.7	0.4	0.5	0.8	0.9	0.9	0.7	0.7	0.7	0.3	0.6	0.6
400	beta	28.0	32.8	49.4	56.8	49.4	45.3	45.2	43.4	36.7	27.5	50.6	24.8	40.8
402	MEDIA OBS	2	10	10	37	128	142	132	88	51	26	13	7	644
402	SD OBS	3	18	17	37	118	97	86	64	47	32	19	11	201
402	MAX OBS	11	68	61	137	467	475	341	319	224	150	65	41	1055
402	MIN OBS	0	0	0	0	0	11	11	0	5	0	0	0	276
402	NDLLM OBS	0	1	1	3	7	8	8	6	4	3	1	1	43
402	P(HS)	0.0	0.0	0.0	0.1	0.2	0.2	0.2	0.2	0.1	0.1	0.0	0.0	0.1

NID ESTACION	PARAMETRO	ENE	FEB	MAR	ABR	MAY	JUN	JUL	AGO	SEP	OCT	NOV	DIC	ANUAL
402	P(HH)	0.1	0.1	0.1	0.3	0.4	0.5	0.5	0.4	0.3	0.2	0.1	0.1	0.3
402	alfa	4.8	1.0	1.5	0.8	1.3	1.2	1.2	1.1	1.2	1.0	1.1	1.3	1.5
402	beta	1.0	15.1	7.5	16.4	14.9	14.3	13.1	12.2	10.6	10.1	10.7	6.1	11.0
403	MEDIA OBS	5	10	14	50	132	169	145	92	66	32	17	10	741
403	SD OBS	7	20	19	47	104	101	100	57	54	31	23	15	227
403	MAX OBS	29	79	72	238	438	421	431	274	257	155	101	71	1138
403	MIN OBS	0	0	0	0	9	29	7	0	11	0	0	0	296
403	NDLLM OBS	1	1	2	5	9	11	10	9	6	5	2	1	61
403	P(HS)	0.0	0.0	0.0	0.1	0.2	0.2	0.2	0.2	0.1	0.1	0.1	0.0	0.1
403	P(HH)	0.1	0.2	0.2	0.4	0.5	0.6	0.5	0.5	0.4	0.3	0.3	0.2	0.3
403	alfa	1.2	0.4	0.7	0.6	0.9	0.9	0.8	0.9	0.7	0.8	0.5	0.7	0.7
403	beta	3.5	23.2	12.5	18.7	16.9	17.8	17.5	12.1	14.7	8.9	15.5	10.5	14.3
404	MEDIA OBS	6	14	17	61	166	192	167	114	80	42	20	12	890
404	SD OBS	8	25	22	58	127	104	100	66	60	36	23	19	251
404	MAX OBS	29	99	76	288	499	452	452	342	218	140	100	79	1379
404	MIN OBS	0	0	0	0	23	42	10	13	10	0	0	0	313
404	NDLLM OBS	1	1	2	5	10	12	11	9	7	5	2	1	66
404	P(HS)	0.0	0.0	0.0	0.1	0.2	0.3	0.2	0.2	0.2	0.1	0.1	0.0	0.1
404	P(HH)	0.1	0.1	0.2	0.4	0.5	0.6	0.6	0.5	0.4	0.3	0.3	0.2	0.4
404	alfa	0.8	0.4	0.8	0.7	1.0	1.0	1.0	0.9	0.7	0.8	0.6	0.5	0.8
404	beta	5.5	30.2	11.9	18.1	17.3	16.7	15.3	13.2	15.8	10.7	13.1	15.7	15.3
405	MEDIA OBS	11	20	36	137	398	497	426	321	190	96	53	35	2220
405	SD OBS	27	34	62	148	335	307	273	235	145	91	67	58	731
405	MAX OBS	140	170	282	652	1280	1360	1138	1001	544	394	319	287	3843
405	MIN OBS	0	0	0	3	38	59	21	26	8	0	0	0	617
405	NDLLM OBS	2	2	2	7	13	15	14	13	10	7	5	3	92
405	P(HS)	0.0	0.1	0.1	0.1	0.3	0.3	0.3	0.3	0.2	0.2	0.1	0.1	0.2
405	P(HH)	0.2	0.2	0.3	0.5	0.6	0.7	0.6	0.6	0.6	0.4	0.4	0.3	0.5
405	alfa	0.3	0.3	0.2	0.3	0.5	0.6	0.6	0.5	0.5	0.5	0.2	0.4	0.4
405	beta	24.3	38.6	58.9	56.3	60.7	53.2	47.3	50.3	41.9	26.1	50.6	31.0	44.9
407	MEDIA OBS	12	19	35	139	401	467	424	299	180	103	46	28	2153
407	SD OBS	25	34	59	150	338	292	305	197	145	104	65	43	698
407	MAX OBS	104	159	268	775	1194	1394	1236	892	501	379	328	179	3583
407	MIN OBS	0	0	0	0	32	77	26	34	12	0	0	0	782
407	NDLLM OBS	1	1	2	5	10	13	11	10	7	5	3	1	68
407	P(HS)	0.0	0.0	0.0	0.1	0.2	0.2	0.2	0.2	0.1	0.1	0.1	0.0	0.1
407	P(HH)	0.1	0.1	0.2	0.4	0.6	0.7	0.6	0.5	0.5	0.3	0.3	0.2	0.4
407	alfa	0.8	0.8	0.5	0.5	0.7	0.8	0.9	0.8	0.8	0.8	0.3	1.1	0.7
407	beta	15.5	26.6	43.3	52.6	57.1	45.3	46.9	36.2	31.9	26.1	54.8	18.6	37.9
409	MEDIA OBS	4	11	18	49	181	198	185	125	73	31	18	8	900
409	SD OBS	7	20	27	53	144	117	110	78	52	31	23	11	259
409	MAX OBS	24	69	88	221	519	557	506	339	230	118	110	37	1325
409	MIN OBS	0	0	0	0	9	32	10	12	6	0	0	0	307
409	NDLLM OBS	1	1	1	4	9	11	11	9	6	4	2	1	58
409	P(HS)	0.0	0.0	0.0	0.1	0.2	0.2	0.2	0.2	0.1	0.1	0.0	0.0	0.1
409	P(HH)	0.1	0.1	0.2	0.3	0.5	0.5	0.6	0.5	0.4	0.3	0.1	0.1	0.3
409	alfa	1.5	0.7	0.7	0.7	0.9	1.0	0.9	0.9	1.1	0.8	0.7	1.4	0.9
409	beta	3.7	18.0	16.6	20.2	22.8	19.2	20.3	16.3	12.0	10.6	15.0	5.4	15.0
410	MEDIA OBS	11	18	19	83	257	309	286	209	122	65	30	17	1426
410	SD OBS	25	39	40	89	215	200	173	156	98	62	36	24	465

NID ESTACION	PARAMETRO	ENE	FEB	MAR	ABR	MAY	JUN	JUL	AGO	SEP	OCT	NOV	DIC	ANUAL
410	MAX OBS	124	148	201	366	833	968	701	708	397	202	152	110	2526
410	MIN OBS	0	0	0	0	16	28	35	2	10	0	0	0	422
410	NDLLM OBS	1	1	2	6	11	14	12	11	8	6	3	2	77
410	P(HS)	0.0	0.0	0.1	0.1	0.2	0.3	0.2	0.2	0.2	0.1	0.1	0.1	0.1
410	P(HH)	0.2	0.1	0.2	0.4	0.6	0.6	0.6	0.6	0.5	0.4	0.3	0.3	0.4
410	alfa	0.3	0.3	0.3	0.4	0.6	0.7	0.7	0.6	0.5	0.6	0.3	0.4	0.5
410	beta	25.7	45.7	34.0	40.7	36.7	31.2	31.4	33.1	29.3	20.0	34.8	18.9	31.8
411	MEDIA OBS	12	19	29	106	276	342	318	226	145	90	43	25	1630
411	SD OBS	24	35	44	103	211	205	179	145	113	86	47	35	505
411	MAX OBS	123	154	205	473	816	929	742	678	403	364	215	121	2611
411	MIN OBS	0	0	0	0	30	60	28	43	10	0	2	0	550
411	NDLLM OBS	1	1	2	5	10	13	11	11	7	6	4	2	74
411	P(HS)	0.0	0.0	0.1	0.1	0.2	0.3	0.2	0.2	0.2	0.2	0.1	0.1	0.1
411	P(HH)	0.1	0.0	0.3	0.4	0.6	0.6	0.6	0.5	0.5	0.4	0.3	0.2	0.4
411	alfa	0.4	0.5	0.5	0.5	0.8	1.0	1.0	0.8	0.6	0.8	0.4	0.5	0.7
411	beta	21.9	35.7	27.5	37.6	31.8	27.5	28.0	26.5	30.7	18.9	31.7	22.6	28.4
412	MEDIA OBS	6	15	18	62	170	214	174	122	89	46	25	14	955
412	SD OBS	12	25	24	53	127	115	99	66	60	41	28	19	257
412	MAX OBS	56	94	84	243	527	464	455	336	242	183	134	75	1437
412	MIN OBS	0	0	0	0	15	52	29	20	0	0	0	0	401
412	NDLLM OBS	1	1	2	5	10	12	11	8	6	4	2	1	63
412	P(HS)	0.0	0.0	0.0	0.1	0.2	0.2	0.2	0.2	0.1	0.1	0.1	0.0	0.1
412	P(HH)	0.1	0.1	0.2	0.4	0.6	0.6	0.6	0.5	0.4	0.3	0.3	0.2	0.3
412	alfa	0.9	0.7	1.1	0.9	1.1	1.2	1.2	1.3	1.1	1.5	0.8	1.1	1.1
412	beta	6.9	22.6	10.6	14.4	15.5	15.6	14.1	10.9	13.2	7.5	14.8	9.9	13.0
413	MEDIA OBS	3	10	10	42	133	147	120	80	54	35	16	9	659
413	SD OBS	4	21	19	37	106	94	76	62	50	33	20	12	204
413	MAX OBS	17	79	88	159	430	439	316	324	247	140	72	46	1113
413	MIN OBS	0	0	0	0	5	16	0	1	5	0	0	0	308
413	NDLLM OBS	1	1	2	6	14	16	14	12	9	7	3	2	88
413	P(HS)	0.0	0.0	0.1	0.1	0.3	0.3	0.3	0.3	0.2	0.2	0.1	0.1	0.2
413	P(HH)	0.2	0.2	0.3	0.4	0.6	0.7	0.7	0.6	0.5	0.4	0.3	0.3	0.4
413	alfa	0.6	0.4	0.3	0.4	0.5	0.6	0.5	0.5	0.4	0.4	0.4	0.5	0.5
413	beta	3.5	20.6	13.7	15.5	19.5	16.9	15.3	13.3	14.7	12.2	13.6	8.3	13.9
414	MEDIA OBS	5	11	15	45	142	150	125	89	61	32	18	7	699
414	SD OBS	8	25	21	41	112	87	76	52	45	34	23	10	220
414	MAX OBS	30	123	73	194	502	407	299	240	170	145	100	42	1151
414	MIN OBS	0	0	0	0	19	29	19	0	3	0	0	0	271
414	NDLLM OBS	1	1	2	4	9	10	9	8	5	4	2	1	57
414	P(HS)	0.0	0.0	0.0	0.1	0.2	0.2	0.2	0.2	0.1	0.1	0.1	0.0	0.1
414	P(HH)	0.0	0.1	0.2	0.4	0.5	0.5	0.5	0.5	0.3	0.2	0.1	0.2	0.3
414	alfa	0.9	0.7	0.7	1.0	0.9	1.0	1.1	0.9	1.1	0.8	0.9	0.6	0.9
414	beta	6.8	16.4	11.5	10.5	16.7	14.5	12.7	11.9	10.7	9.9	11.2	9.4	11.8
415	MEDIA OBS	12	25	19	93	267	305	286	212	126	78	34	20	1478
415	SD OBS	24	53	36	90	213	196	178	136	94	73	38	26	437
415	MAX OBS	92	242	173	374	846	834	727	620	389	280	148	113	2294
415	MIN OBS	0	0	0	0	15	38	39	5	7	0	0	0	569
415	NDLLM OBS	1	1	1	4	9	11	10	10	6	5	2	1	62
415	P(HS)	0.0	0.0	0.0	0.1	0.2	0.2	0.2	0.2	0.1	0.1	0.1	0.0	0.1
415	P(HH)	0.1	0.1	0.1	0.4	0.5	0.6	0.6	0.5	0.4	0.3	0.2	0.2	0.3

NID ESTACION	PARAMETRO	ENE	FEB	MAR	ABR	MAY	JUN	JUL	AGO	SEP	OCT	NOV	DIC	ANUAL
415	alfa	0.8	0.5	0.6	0.7	1.2	1.2	1.3	1.1	1.1	1.0	0.8	1.2	1.0
415	beta	16.5	51.2	23.0	29.8	25.0	23.0	21.6	20.4	19.7	16.2	19.7	11.8	23.2
416	MEDIA OBS	3	12	14	48	167	177	162	104	59	35	18	10	809
416	SD OBS	5	24	21	45	144	110	97	64	46	36	23	14	227
416	MAX OBS	21	90	74	170	524	541	414	309	202	145	82	61	1174
416	MIN OBS	0	0	0	0	3	17	26	3	6	0	0	0	380
416	NDLLM OBS	1	1	1	5	10	12	12	9	6	4	2	2	66
416	P(HS)	0.0	0.0	0.0	0.1	0.2	0.3	0.2	0.2	0.1	0.1	0.1	0.0	0.1
416	P(HH)	0.0	0.2	0.2	0.4	0.5	0.6	0.6	0.5	0.4	0.3	0.3	0.2	0.4
416	alfa	1.1	0.4	0.5	0.5	0.8	0.6	0.7	0.7	1.0	0.6	0.5	0.7	0.7
416	beta	3.6	25.8	19.5	19.7	21.9	23.2	19.8	16.2	9.5	12.8	16.2	8.2	16.4
417	MEDIA OBS	6	23	17	69	201	225	202	145	85	55	25	15	1068
417	SD OBS	13	49	31	65	170	153	121	94	68	49	29	19	330
417	MAX OBS	68	214	153	273	670	710	495	449	319	195	125	75	1819
417	MIN OBS	0	0	0	0	6	28	20	0	4	0	0	0	410
417	NDLLM OBS	1	1	1	4	8	10	9	8	5	4	2	1	55
417	P(HS)	0.0	0.0	0.0	0.1	0.2	0.2	0.2	0.2	0.1	0.1	0.1	0.0	0.1
417	P(HH)	0.1	0.1	0.1	0.4	0.4	0.5	0.5	0.5	0.4	0.3	0.2	0.2	0.3
417	alfa	1.1	0.5	1.0	0.9	1.1	1.1	1.3	1.2	1.3	1.2	0.9	1.4	1.1
417	beta	7.0	53.8	14.6	20.0	22.0	19.6	16.3	15.3	12.7	11.1	15.7	7.9	18.0
418	MEDIA OBS	9	20	22	65	183	210	170	118	84	50	28	14	972
418	SD OBS	12	37	30	54	147	110	92	68	61	41	33	19	285
418	MAX OBS	59	158	121	245	603	496	388	346	253	177	156	82	1478
418	MIN OBS	0	0	1	0	28	49	22	24	8	0	0	0	381
418	NDLLM OBS	2	2	3	6	12	14	13	12	8	6	3	2	83
418	P(HS)	0.0	0.0	0.1	0.1	0.3	0.3	0.3	0.3	0.2	0.2	0.1	0.1	0.2
418	P(HH)	0.2	0.2	0.2	0.4	0.6	0.6	0.6	0.5	0.5	0.4	0.3	0.2	0.4
418	alfa	0.8	0.3	0.4	0.5	0.6	0.8	0.7	0.7	0.6	0.7	0.5	0.6	0.6
418	beta	6.3	35.5	18.4	19.0	24.0	19.1	18.9	14.0	16.5	10.8	17.0	12.2	17.6
419	MEDIA OBS	8	23	18	81	247	282	261	192	111	66	30	18	1338
419	SD OBS	16	47	36	81	210	179	165	132	79	68	36	23	445
419	MAX OBS	83	180	176	338	804	863	749	615	342	292	156	98	2461
419	MIN OBS	0	0	0	1	9	31	46	5	10	0	0	0	423
419	NDLLM OBS	1	2	2	6	11	13	12	11	7	6	3	2	76
419	P(HS)	0.0	0.0	0.1	0.1	0.2	0.3	0.2	0.2	0.2	0.1	0.1	0.1	0.1
419	P(HH)	0.2	0.2	0.2	0.4	0.6	0.6	0.6	0.6	0.5	0.4	0.4	0.3	0.4
419	alfa	0.6	0.2	0.3	0.4	0.7	0.7	0.8	0.7	0.7	0.6	0.3	0.6	0.6
419	beta	12.6	55.6	26.7	33.0	33.1	29.5	26.3	25.1	20.8	18.8	25.2	14.8	26.8
420	MEDIA OBS	4	15	15	47	170	177	158	102	62	38	18	10	816
420	SD OBS	7	38	23	44	145	106	88	55	45	40	24	15	223
420	MAX OBS	32	190	80	176	569	496	379	250	197	164	85	63	1283
420	MIN OBS	0	0	0	0	2	19	26	4	8	0	0	0	364
420	NDLLM OBS	1	1	1	4	9	11	10	8	6	4	2	1	57
420	P(HS)	0.0	0.0	0.0	0.1	0.2	0.2	0.2	0.2	0.1	0.1	0.1	0.0	0.1
420	P(HH)	0.1	0.1	0.1	0.3	0.5	0.6	0.6	0.5	0.4	0.3	0.2	0.2	0.3
420	alfa	1.2	0.2	0.7	0.8	1.0	0.8	0.9	1.0	1.2	0.7	0.7	1.5	0.9
420	beta	4.9	71.0	19.5	15.8	19.4	20.2	17.6	12.7	9.4	13.0	14.1	5.7	18.6
421	MEDIA OBS	13	27	29	97	266	309	256	193	133	85	38	24	1469
421	SD OBS	16	46	38	81	200	162	129	106	95	68	43	26	407
421	MAX OBS	73	178	165	395	738	705	582	532	394	253	214	106	2205

NID ESTACION	PARAMETRO	ENE	FEB	MAR	ABR	MAY	JUN	JUL	AGO	SEP	OCT	NOV	DIC	ANUAL
421	MIN OBS	0	0	0	0	30	71	47	53	17	0	0	0	591
421	NDLLM OBS	2	2	2	6	11	13	12	11	8	7	4	3	81
421	P(HS)	0.0	0.0	0.1	0.1	0.2	0.3	0.2	0.3	0.2	0.2	0.1	0.1	0.2
421	P(HH)	0.2	0.1	0.2	0.4	0.6	0.6	0.6	0.6	0.5	0.4	0.3	0.2	0.4
421	alfa	0.9	0.5	0.7	0.8	0.9	1.1	1.1	0.9	0.7	0.9	0.4	0.7	0.8
421	beta	8.9	37.2	16.5	21.2	25.7	21.8	20.0	18.1	22.0	14.4	22.2	14.4	20.2
423	MEDIA OBS	20	30	38	138	366	449	389	289	188	124	60	35	2125
423	SD OBS	28	50	52	120	279	256	197	169	125	101	63	37	600
423	MAX OBS	141	226	217	549	1117	1129	929	768	468	366	311	152	3126
423	MIN OBS	0	0	0	0	66	100	77	68	24	0	0	0	799
423	NDLLM OBS	2	2	3	6	11	13	12	12	9	7	5	3	85
423	P(HS)	0.0	0.1	0.1	0.1	0.2	0.3	0.2	0.2	0.2	0.2	0.1	0.1	0.2
423	P(HH)	0.2	0.1	0.2	0.4	0.6	0.7	0.6	0.6	0.5	0.4	0.4	0.2	0.4
423	alfa	0.6	0.5	0.6	0.6	1.0	1.0	1.1	0.8	0.7	0.7	0.4	0.6	0.7
423	beta	17.1	36.2	25.3	35.3	34.3	34.3	29.1	29.4	29.2	23.5	31.7	20.8	28.9
425	MEDIA OBS	6	18	15	56	179	194	172	110	69	47	22	16	903
425	SD OBS	8	40	21	48	155	116	102	59	51	43	25	20	252
425	MAX OBS	28	196	71	216	566	513	434	248	208	179	110	64	1398
425	MIN OBS	0	0	0	0	7	24	32	6	10	0	0	0	448
425	NDLLM OBS	1	1	2	5	9	11	11	9	6	4	2	2	63
425	P(HS)	0.0	0.0	0.0	0.1	0.2	0.2	0.2	0.2	0.1	0.1	0.1	0.0	0.1
425	P(HH)	0.1	0.1	0.2	0.4	0.5	0.6	0.6	0.5	0.4	0.3	0.2	0.2	0.3
425	alfa	1.2	0.3	0.7	0.7	0.9	0.8	1.0	1.1	1.2	1.1	0.7	0.9	0.9
425	beta	5.2	48.1	14.1	16.1	22.5	20.9	15.7	11.2	9.8	10.1	13.7	9.9	16.4
426	MEDIA OBS	17	30	33	103	265	314	247	190	138	81	46	24	1489
426	SD OBS	28	48	47	80	202	170	127	114	100	72	53	30	444
426	MAX OBS	118	185	204	300	716	745	571	535	416	297	255	128	2368
426	MIN OBS	0	0	0	0	27	82	34	29	19	0	0	0	638
426	NDLLM OBS	2	1	3	7	11	13	12	11	8	6	4	2	80
426	P(HS)	0.0	0.0	0.1	0.2	0.2	0.3	0.2	0.2	0.2	0.2	0.1	0.1	0.2
426	P(HH)	0.1	0.1	0.2	0.4	0.6	0.6	0.6	0.5	0.4	0.4	0.2	0.2	0.4
426	alfa	0.6	0.5	0.5	0.6	0.9	1.0	1.0	1.0	0.8	0.9	0.5	0.7	0.8
426	beta	16.1	46.2	23.6	26.9	26.9	23.7	20.3	17.6	22.4	13.6	24.5	15.1	23.1
428	MEDIA OBS	5	14	17	52	181	188	170	108	65	37	20	13	870
428	SD OBS	8	27	26	46	144	110	98	64	53	37	24	18	244
428	MAX OBS	25	119	107	181	522	471	409	303	246	147	92	76	1412
428	MIN OBS	0	0	0	0	5	19	32	6	12	0	0	0	390
428	NDLLM OBS	1	1	2	5	10	12	12	10	6	5	2	2	68
428	P(HS)	0.0	0.0	0.0	0.1	0.2	0.3	0.2	0.2	0.1	0.1	0.1	0.0	0.1
428	P(HH)	0.2	0.1	0.2	0.3	0.6	0.6	0.6	0.5	0.5	0.3	0.2	0.2	0.4
428	alfa	0.9	0.3	0.3	0.6	0.8	0.7	0.7	0.8	0.9	0.7	0.5	0.8	0.7
428	beta	5.0	37.1	27.7	19.1	21.5	23.6	20.5	13.6	11.6	12.6	16.2	10.5	18.3
430	MEDIA OBS	8	11	15	55	157	200	176	119	70	41	21	11	884
430	SD OBS	14	19	19	52	127	115	88	71	47	41	30	17	255
430	MAX OBS	58	80	66	238	510	560	429	268	207	144	133	74	1402
430	MIN OBS	0	0	0	0	22	13	20	9	12	0	0	0	357
430	NDLLM OBS	1	1	2	5	10	12	11	9	6	4	3	1	66
430	P(HS)	0.0	0.0	0.0	0.1	0.2	0.2	0.2	0.2	0.1	0.1	0.1	0.0	0.1
430	P(HH)	0.1	0.1	0.2	0.4	0.5	0.6	0.6	0.6	0.4	0.3	0.2	0.2	0.4
430	alfa	0.9	0.7	0.8	0.6	0.9	0.8	1.0	0.9	0.9	1.1	0.4	0.9	0.8

NID ESTACION	PARAMETRO	ENE	FEB	MAR	ABR	MAY	JUN	JUL	AGO	SEP	OCT	NOV	DIC	ANUAL
430	beta	6.7	13.1	11.3	18.1	18.1	20.1	16.3	13.8	12.0	8.7	22.5	10.1	14.2
431	MEDIA OBS	15	15	22	68	167	205	182	139	82	57	30	22	1003
431	SD OBS	21	20	21	52	117	100	73	65	46	42	31	24	201
431	MAX OBS	72	75	79	226	456	498	349	258	178	152	156	82	1526
431	MIN OBS	0	0	0	2	13	35	61	12	15	0	0	0	598
431	NDLLM OBS	2	2	3	6	11	12	12	11	7	6	3	2	76
431	P(HS)	0.0	0.1	0.1	0.1	0.3	0.3	0.2	0.2	0.2	0.2	0.1	0.1	0.2
431	P(HH)	0.2	0.1	0.2	0.4	0.5	0.5	0.6	0.5	0.4	0.4	0.2	0.2	0.3
431	alfa	0.9	0.6	0.7	0.5	1.1	1.1	1.3	1.1	1.1	1.0	0.6	1.1	0.9
431	beta	10.0	14.0	10.8	21.2	13.7	15.4	12.3	11.6	10.3	9.4	16.2	10.3	13.0
432	MEDIA OBS	25	34	44	125	345	376	331	239	167	105	58	33	1882
432	SD OBS	31	54	49	112	277	193	219	125	136	91	69	35	710
432	MAX OBS	122	232	150	572	1193	824	827	531	565	371	343	133	3944
432	MIN OBS	0	0	0	2	43	119	11	35	22	0	3	0	652
432	NDLLM OBS	2	2	2	5	10	12	10	10	7	6	3	2	71
432	P(HS)	0.0	0.0	0.1	0.1	0.2	0.2	0.2	0.2	0.2	0.1	0.1	0.1	0.1
432	P(HH)	0.1	0.1	0.2	0.4	0.5	0.6	0.6	0.5	0.4	0.3	0.3	0.2	0.4
432	alfa	0.9	0.6	0.8	0.8	1.1	1.1	1.1	1.1	0.7	0.9	0.5	1.3	0.9
432	beta	17.5	38.3	24.6	29.3	31.3	27.9	30.7	22.1	31.8	22.2	33.3	13.1	26.8
435	MEDIA OBS	10	18	29	83	256	292	258	182	109	61	37	24	1357
435	SD OBS	16	32	35	78	193	170	127	85	75	47	37	28	332
435	MAX OBS	66	127	161	321	716	823	592	338	299	199	152	119	1938
435	MIN OBS	0	0	0	3	16	39	12	19	19	0	0	0	766
435	NDLLM OBS	1	1	2	5	10	13	11	10	6	5	3	2	70
435	P(HS)	0.0	0.0	0.1	0.1	0.2	0.3	0.2	0.2	0.1	0.1	0.1	0.1	0.1
435	P(HH)	0.1	0.2	0.3	0.4	0.5	0.6	0.6	0.5	0.4	0.3	0.2	0.2	0.4
435	alfa	1.1	0.6	0.4	0.5	1.1	1.0	1.1	1.2	1.3	1.2	0.7	1.3	1.0
435	beta	8.4	20.7	30.7	30.5	23.1	22.6	20.2	15.7	13.3	10.6	18.8	9.8	18.7
438	MEDIA OBS	12	24	25	72	203	221	178	135	85	59	29	18	1062
438	SD OBS	16	37	28	58	160	103	98	64	52	56	37	21	268
438	MAX OBS	60	164	101	232	714	450	421	302	218	222	162	77	1601
438	MIN OBS	0	0	0	2	30	54	48	14	22	0	0	0	488
438	NDLLM OBS	2	2	3	7	12	13	13	11	8	7	4	2	83
438	P(HS)	0.0	0.1	0.1	0.1	0.2	0.3	0.2	0.3	0.2	0.2	0.1	0.1	0.2
438	P(HH)	0.1	0.1	0.2	0.4	0.6	0.6	0.7	0.6	0.5	0.4	0.3	0.3	0.4
438	alfa	1.1	0.4	0.4	0.5	0.7	0.8	0.8	0.8	0.8	0.7	0.4	0.7	0.7
438	beta	7.0	32.0	18.4	23.2	25.2	20.3	18.7	14.0	12.7	12.6	19.3	10.8	17.8
439	MEDIA OBS	23	45	48	167	426	497	437	330	211	150	79	51	2465
439	SD OBS	36	71	70	147	321	268	234	174	137	130	67	54	694
439	MAX OBS	182	274	365	566	1230	1262	1160	697	575	506	275	233	3733
439	MIN OBS	0	0	0	0	28	67	136	38	27	0	0	0	998
439	NDLLM OBS	2	2	3	7	12	14	13	12	9	7	4	3	86
439	P(HS)	0.0	0.1	0.1	0.1	0.2	0.3	0.2	0.3	0.2	0.2	0.1	0.1	0.2
439	P(HH)	0.2	0.2	0.2	0.5	0.6	0.7	0.7	0.6	0.5	0.4	0.3	0.3	0.4
439	alfa	0.6	0.5	0.4	0.7	0.9	1.1	1.1	1.1	0.9	0.8	0.6	0.6	0.8
439	beta	22.7	42.6	40.4	38.6	38.8	33.8	31.0	25.2	27.5	25.5	29.7	27.9	32.0
440	MEDIA OBS	18	34	35	110	267	313	247	180	123	87	51	27	1492
440	SD OBS	24	61	37	85	186	157	127	85	82	72	60	30	392
440	MAX OBS	84	303	147	354	729	707	688	401	334	325	305	113	2348
440	MIN OBS	0	0	1	2	33	86	79	45	16	0	0	0	668

NID ESTACION	PARAMETRO	ENE	FEB	MAR	ABR	MAY	JUN	JUL	AGO	SEP	OCT	NOV	DIC	ANUAL
440	NDLLM OBS	2	2	3	7	12	14	13	12	9	8	4	3	88
440	P(HS)	0.1	0.1	0.1	0.1	0.2	0.3	0.3	0.3	0.2	0.2	0.1	0.1	0.2
440	P(HH)	0.1	0.2	0.2	0.4	0.6	0.6	0.6	0.6	0.5	0.4	0.3	0.2	0.4
440	alfa	0.8	0.2	0.4	0.7	0.9	0.9	0.9	0.9	0.9	0.8	0.4	0.8	0.7
440	beta	12.2	71.5	23.2	23.1	25.6	23.9	21.0	16.3	16.4	13.9	31.3	11.2	24.1
441	MEDIA OBS	11	17	17	66	188	213	177	133	79	50	28	15	994
441	SD OBS	15	27	18	58	137	107	77	64	45	40	32	20	266
441	MAX OBS	54	122	69	216	564	481	340	338	185	169	136	71	1499
441	MIN OBS	0	0	0	0	5	42	28	18	12	0	0	0	431
441	NDLLM OBS	1	1	2	6	12	14	13	11	8	5	3	2	79
441	P(HS)	0.0	0.0	0.1	0.1	0.3	0.3	0.3	0.2	0.2	0.1	0.1	0.0	0.2
441	P(HH)	0.1	0.1	0.2	0.4	0.6	0.6	0.7	0.6	0.5	0.4	0.2	0.2	0.4
441	alfa	1.0	0.5	0.7	0.4	0.8	0.7	0.8	0.7	0.9	0.9	0.5	0.7	0.7
441	beta	9.2	26.6	8.9	23.8	19.4	20.7	17.2	17.3	11.7	10.1	20.1	12.6	16.5
443	MEDIA OBS	19	37	35	136	379	455	412	298	181	119	60	38	2170
443	SD OBS	30	65	51	113	288	256	230	171	132	112	55	39	618
443	MAX OBS	127	250	253	501	1117	1187	991	658	589	475	237	164	3354
443	MIN OBS	0	0	0	6	23	55	52	22	21	0	0	0	819
443	NDLLM OBS	1	2	2	6	10	12	11	10	7	5	3	2	71
443	P(HS)	0.0	0.0	0.1	0.1	0.2	0.3	0.2	0.2	0.1	0.1	0.1	0.1	0.1
443	P(HH)	0.0	0.1	0.1	0.4	0.5	0.6	0.6	0.5	0.4	0.3	0.3	0.2	0.3
443	alfa	0.7	0.7	0.7	0.7	1.2	1.2	1.4	1.2	1.2	0.9	0.8	1.3	1.0
443	beta	20.8	33.0	23.8	33.0	30.7	32.1	27.5	25.0	23.4	24.2	24.5	13.1	25.9
444	MEDIA OBS	9	16	22	63	201	207	182	137	74	41	26	16	992
444	SD OBS	13	29	37	57	168	116	120	81	56	38	29	21	293
444	MAX OBS	59	107	148	236	559	476	574	339	189	185	114	93	1713
444	MIN OBS	0	0	0	2	11	21	26	8	7	0	0	0	519
444	NDLLM OBS	2	2	2	6	11	13	13	12	7	6	4	3	80
444	P(HS)	0.0	0.1	0.1	0.1	0.2	0.3	0.3	0.2	0.2	0.1	0.1	0.1	0.1
444	P(HH)	0.2	0.2	0.3	0.4	0.6	0.7	0.7	0.6	0.5	0.4	0.3	0.2	0.4
444	alfa	0.7	0.3	0.2	0.3	0.6	0.7	0.6	0.6	0.8	0.7	0.4	0.6	0.5
444	beta	7.3	30.4	39.2	29.4	27.7	22.8	24.3	19.1	13.5	10.0	15.7	11.3	20.9
445	MEDIA OBS	9	12	24	69	201	224	196	151	81	45	26	19	1057
445	SD OBS	16	19	35	56	153	128	109	114	51	41	29	30	274
445	MAX OBS	57	68	159	200	567	531	525	606	198	161	112	132	1680
445	MIN OBS	0	0	0	0	17	30	47	13	12	0	0	0	501
445	NDLLM OBS	1	1	2	5	9	11	11	9	6	4	3	2	63
445	P(HS)	0.0	0.0	0.1	0.1	0.2	0.3	0.2	0.2	0.1	0.1	0.1	0.0	0.1
445	P(HH)	0.1	0.2	0.2	0.4	0.5	0.6	0.6	0.5	0.4	0.2	0.2	0.3	0.3
445	alfa	0.6	0.7	0.3	0.9	1.1	0.9	1.0	0.9	1.2	1.2	0.7	0.7	0.9
445	beta	16.9	15.5	40.4	14.9	19.9	22.6	17.5	18.4	11.3	9.0	13.7	14.4	17.9
446	MEDIA OBS	13	16	21	72	211	233	197	144	87	51	28	16	1089
446	SD OBS	21	26	27	59	177	125	90	79	56	41	34	19	295
446	MAX OBS	91	109	104	236	700	662	435	396	229	168	177	70	1623
446	MIN OBS	0	0	0	0	20	8	36	13	14	0	0	0	524
446	NDLLM OBS	1	1	2	5	11	12	12	9	6	5	2	2	69
446	P(HS)	0.0	0.0	0.1	0.1	0.2	0.3	0.2	0.2	0.1	0.1	0.1	0.0	0.1
446	P(HH)	0.1	0.1	0.2	0.4	0.5	0.6	0.6	0.5	0.4	0.3	0.2	0.2	0.3
446	alfa	0.8	0.7	0.8	0.5	0.7	0.8	0.9	0.8	1.0	1.3	0.6	1.1	0.8
446	beta	12.5	20.8	14.9	25.3	26.9	22.8	19.4	18.9	13.0	8.0	18.2	9.4	17.5

NID ESTACION	PARAMETRO	ENE	FEB	MAR	ABR	MAY	JUN	JUL	AGO	SEP	OCT	NOV	DIC	ANUAL
451	MEDIA OBS	10	13	22	65	212	244	197	134	80	43	24	19	1061
451	SD OBS	19	22	32	53	158	145	119	80	51	44	28	25	276
451	MAX OBS	81	93	150	182	573	729	539	370	202	178	103	93	1646
451	MIN OBS	0	0	0	0	14	28	60	13	11	0	0	0	581
451	NDLLM OBS	1	1	2	5	10	11	10	9	6	4	2	2	62
451	P(HS)	0.0	0.0	0.1	0.1	0.2	0.2	0.2	0.2	0.1	0.1	0.1	0.0	0.1
451	P(HH)	0.1	0.1	0.2	0.4	0.5	0.6	0.6	0.5	0.4	0.3	0.1	0.2	0.3
451	alfa	1.6	1.1	0.3	0.8	1.0	1.0	0.9	1.0	1.2	1.1	0.7	0.9	1.0
451	beta	8.5	12.1	36.9	16.6	20.6	21.2	20.2	14.9	12.1	9.9	15.0	13.6	16.8
452	MEDIA OBS	11	27	29	102	269	293	263	197	117	88	44	29	1471
452	SD OBS	17	46	35	94	210	149	143	101	79	73	43	33	375
452	MAX OBS	83	169	129	368	839	718	649	426	325	348	183	115	2224
452	MIN OBS	0	0	0	4	9	38	73	26	25	0	0	0	723
452	NDLLM OBS	1	2	2	6	10	13	11	10	7	6	3	2	73
452	P(HS)	0.0	0.0	0.1	0.1	0.2	0.2	0.2	0.2	0.2	0.1	0.1	0.1	0.1
452	P(HH)	0.1	0.2	0.2	0.4	0.5	0.7	0.6	0.6	0.4	0.4	0.3	0.2	0.4
452	alfa	1.0	0.5	0.6	0.6	1.1	1.1	1.3	1.3	1.1	1.0	1.0	1.1	1.0
452	beta	8.8	35.8	23.5	29.6	23.4	21.2	18.0	15.2	15.8	16.0	14.5	11.4	19.4
454	MEDIA OBS	13	18	25	75	213	240	215	153	85	50	29	21	1138
454	SD OBS	18	29	31	61	154	123	110	75	54	46	29	24	273
454	MAX OBS	62	135	139	257	566	557	559	297	225	190	108	86	1664
454	MIN OBS	0	0	0	2	27	36	72	18	14	0	0	0	678
454	NDLLM OBS	2	2	4	7	14	15	15	13	9	7	5	3	95
454	P(HS)	0.1	0.1	0.1	0.2	0.3	0.3	0.3	0.3	0.2	0.2	0.1	0.1	0.2
454	P(HH)	0.1	0.2	0.3	0.4	0.6	0.7	0.7	0.6	0.5	0.4	0.4	0.3	0.4
454	alfa	0.5	0.5	0.2	0.5	0.7	0.7	0.7	0.6	0.7	0.6	0.4	0.5	0.5
454	beta	13.7	17.3	30.2	22.6	22.0	21.1	20.8	19.7	14.2	11.7	16.2	13.6	18.6
455	MEDIA OBS	24	51	53	147	373	425	373	288	182	136	74	48	2175
455	SD OBS	29	80	54	110	257	210	192	142	115	106	69	48	542
455	MAX OBS	119	319	223	501	891	1037	1026	625	498	436	334	184	3188
455	MIN OBS	0	0	3	5	64	102	111	36	36	0	6	0	942
455	NDLLM OBS	2	3	3	7	12	15	14	13	10	8	5	3	96
455	P(HS)	0.1	0.1	0.1	0.2	0.3	0.3	0.3	0.3	0.2	0.2	0.1	0.1	0.2
455	P(HH)	0.2	0.2	0.2	0.5	0.6	0.7	0.7	0.6	0.5	0.5	0.3	0.3	0.4
455	alfa	0.8	0.3	0.5	0.8	0.9	1.2	1.0	1.1	0.8	0.8	0.5	0.8	0.8
455	beta	14.3	64.5	27.5	26.2	31.6	25.3	28.4	21.2	22.2	20.1	27.3	17.8	27.2
457	MEDIA OBS	28	54	59	163	400	449	367	270	178	142	81	61	2254
457	SD OBS	32	84	69	122	307	226	233	169	142	117	86	58	677
457	MAX OBS	130	389	321	614	1029	1104	1106	724	637	444	403	224	3690
457	MIN OBS	0	0	0	0	69	149	28	60	22	2	4	0	984
457	NDLLM OBS	2	2	3	6	11	12	10	10	7	6	4	3	75
457	P(HS)	0.0	0.1	0.1	0.1	0.2	0.3	0.2	0.2	0.2	0.2	0.1	0.1	0.1
457	P(HH)	0.1	0.1	0.2	0.4	0.6	0.6	0.6	0.5	0.4	0.4	0.3	0.2	0.4
457	alfa	1.4	0.7	0.8	1.3	1.6	1.5	1.3	1.2	1.4	1.2	0.8	1.6	1.2
457	beta	12.8	37.8	26.1	19.9	23.8	25.2	27.7	23.1	17.8	18.4	25.1	14.3	22.7
458	MEDIA OBS	27	56	58	161	397	474	397	311	198	151	81	58	2368
458	SD OBS	32	85	57	114	267	228	197	144	127	117	74	53	570
458	MAX OBS	122	351	237	510	936	1066	1060	667	493	524	372	213	3367
458	MIN OBS	0	0	0	5	77	130	123	71	28	0	4	0	1052
458	NDLLM OBS	2	3	3	7	12	14	13	12	9	8	5	3	92

NID ESTACION	PARAMETRO	ENE	FEB	MAR	ABR	MAY	JUN	JUL	AGO	SEP	OCT	NOV	DIC	ANUAL
458	P(HS)	0.1	0.1	0.1	0.2	0.2	0.3	0.2	0.3	0.2	0.2	0.1	0.1	0.2
458	P(HH)	0.2	0.2	0.2	0.5	0.6	0.7	0.7	0.6	0.5	0.4	0.3	0.2	0.4
458	alfa	0.9	0.4	0.7	0.8	1.1	1.3	1.2	1.2	1.0	0.9	0.7	0.9	0.9
458	beta	14.1	54.7	24.2	27.2	30.0	26.9	26.2	20.0	20.7	20.3	24.2	19.1	25.6
460	MEDIA OBS	26	55	55	157	394	482	395	304	194	148	77	53	2339
460	SD OBS	32	85	54	112	262	228	196	148	128	118	71	50	588
460	MAX OBS	110	365	227	531	983	1053	1050	728	498	506	349	185	3557
460	MIN OBS	0	0	0	0	81	135	64	58	38	0	5	0	1109
460	NDLLM OBS	2	3	3	7	12	14	13	13	10	8	5	3	93
460	P(HS)	0.1	0.1	0.1	0.2	0.3	0.3	0.3	0.3	0.2	0.2	0.1	0.1	0.2
460	P(HH)	0.1	0.3	0.2	0.5	0.6	0.7	0.7	0.6	0.5	0.5	0.3	0.2	0.4
460	alfa	0.9	0.3	0.6	0.8	1.1	1.1	1.1	1.1	1.0	0.9	0.6	0.9	0.9
460	beta	14.0	61.3	25.8	27.7	29.1	29.2	27.2	20.9	21.3	20.3	24.7	19.3	26.7
463	MEDIA OBS	20	27	27	94	225	253	196	163	99	71	37	23	1234
463	SD OBS	33	40	27	75	165	127	100	70	63	55	38	28	322
463	MAX OBS	164	148	96	274	697	621	437	295	261	225	157	115	1829
463	MIN OBS	0	0	0	3	44	34	20	40	0	0	0	0	413
463	NDLLM OBS	1	2	2	6	10	12	11	10	7	5	3	2	70
463	P(HS)	0.0	0.0	0.1	0.1	0.2	0.2	0.2	0.2	0.1	0.1	0.1	0.1	0.1
463	P(HH)	0.1	0.1	0.1	0.4	0.5	0.6	0.6	0.5	0.5	0.4	0.2	0.2	0.4
463	alfa	1.4	0.8	0.9	0.9	1.1	1.4	1.3	1.2	1.3	1.3	0.9	1.0	1.1
463	beta	10.9	21.2	13.4	17.4	19.7	15.9	14.2	13.1	11.9	10.7	16.0	11.3	14.6
464	MEDIA OBS	27	28	33	95	247	281	225	181	112	73	44	27	1374
464	SD OBS	46	46	33	74	174	128	110	76	75	65	49	29	326
464	MAX OBS	224	198	118	307	729	569	528	369	326	265	236	115	2043
464	MIN OBS	0	0	0	4	27	63	55	46	16	0	0	0	564
464	NDLLM OBS	2	2	3	7	13	15	13	12	9	7	4	3	90
464	P(HS)	0.0	0.1	0.1	0.2	0.3	0.3	0.3	0.3	0.2	0.2	0.1	0.1	0.2
464	P(HH)	0.1	0.1	0.3	0.4	0.6	0.7	0.6	0.6	0.5	0.4	0.3	0.2	0.4
464	alfa	0.8	0.4	0.4	0.6	0.8	0.8	0.7	0.9	0.8	0.7	0.4	0.6	0.7
464	beta	17.1	37.9	23.5	22.9	24.6	23.4	24.1	17.6	15.5	13.9	24.0	15.3	21.7
465	MEDIA OBS	18	37	42	128	298	364	317	244	150	111	58	38	1805
465	SD OBS	23	56	41	106	221	189	174	123	94	90	52	46	458
465	MAX OBS	108	212	143	402	819	937	742	521	344	456	227	188	2858
465	MIN OBS	0	0	0	8	11	48	63	52	29	0	0	0	852
465	NDLLM OBS	1	2	2	5	10	12	10	10	7	5	3	2	70
465	P(HS)	0.0	0.0	0.1	0.1	0.2	0.2	0.2	0.2	0.1	0.1	0.1	0.1	0.1
465	P(HH)	0.1	0.2	0.2	0.4	0.5	0.6	0.6	0.5	0.4	0.4	0.2	0.2	0.4
465	alfa	1.2	0.5	0.8	0.9	1.3	1.4	1.4	1.8	1.3	1.5	1.0	1.2	1.2
465	beta	12.0	46.8	22.4	24.9	22.1	21.2	21.8	14.0	16.3	13.8	17.0	15.6	20.7
467	MEDIA OBS	13	21	29	80	220	256	230	170	98	61	35	29	1241
467	SD OBS	19	26	28	57	141	122	107	75	54	50	33	31	261
467	MAX OBS	73	113	99	199	531	634	530	322	223	205	111	91	1696
467	MIN OBS	0	0	0	0	25	46	68	30	18	0	0	0	737
467	NDLLM OBS	1	2	3	5	11	13	12	11	7	5	3	2	74
467	P(HS)	0.0	0.0	0.1	0.1	0.2	0.3	0.2	0.2	0.2	0.1	0.1	0.1	0.1
467	P(HH)	0.1	0.2	0.2	0.3	0.6	0.6	0.6	0.6	0.4	0.3	0.3	0.2	0.4
467	alfa	1.5	1.5	1.1	1.5	1.9	2.0	2.0	1.8	1.6	2.1	1.5	2.2	1.7
467	beta	7.3	7.9	9.8	9.7	10.9	9.4	9.8	8.9	9.0	6.1	8.0	6.5	8.6
468	MEDIA OBS	22	13	22	74	215	244	187	156	74	64	37	19	1127

NID ESTACION	PARAMETRO	ENE	FEB	MAR	ABR	MAY	JUN	JUL	AGO	SEP	OCT	NOV	DIC	ANUAL
468	SD OBS	40	23	21	64	158	123	86	79	45	67	44	23	299
468	MAX OBS	198	108	92	278	608	515	435	314	180	307	182	79	1752
468	MIN OBS	0	0	0	0	26	30	61	26	7	0	0	0	582
468	NDLLM OBS	2	2	3	6	12	14	13	12	7	7	4	2	84
468	P(HS)	0.0	0.1	0.1	0.1	0.2	0.3	0.3	0.3	0.2	0.2	0.1	0.1	0.2
468	P(HH)	0.1	0.2	0.2	0.4	0.6	0.6	0.6	0.6	0.5	0.4	0.3	0.2	0.4
468	alfa	1.2	0.7	0.6	0.6	1.0	1.1	1.1	1.0	1.1	0.7	0.5	1.2	0.9
468	beta	9.9	9.6	13.1	20.3	17.3	15.4	12.7	13.3	9.2	13.8	17.0	6.7	13.2
469	MEDIA OBS	34	46	45	126	278	341	263	217	143	112	69	45	1719
469	SD OBS	38	67	38	84	187	155	128	97	90	88	62	47	407
469	MAX OBS	172	301	147	364	812	764	520	392	319	409	292	209	2536
469	MIN OBS	0	0	0	4	28	94	39	48	27	0	3	0	878
469	NDLLM OBS	3	2	4	8	13	16	14	13	10	8	6	3	98
469	P(HS)	0.1	0.1	0.1	0.2	0.2	0.3	0.3	0.3	0.2	0.2	0.1	0.1	0.2
469	P(HH)	0.2	0.1	0.3	0.5	0.6	0.7	0.7	0.6	0.5	0.5	0.4	0.2	0.4
469	alfa	0.8	0.5	0.7	0.8	1.0	1.0	0.9	1.0	0.8	0.8	0.6	0.8	0.8
469	beta	16.9	41.3	18.3	21.2	21.2	21.0	19.3	16.5	19.1	15.8	21.6	19.5	21.0
471	MEDIA OBS	28	37	42	126	272	335	244	210	131	102	64	36	1626
471	SD OBS	28	51	33	84	197	143	109	84	80	82	54	38	342
471	MAX OBS	96	194	122	341	848	688	451	350	315	378	197	135	2280
471	MIN OBS	0	0	0	0	36	83	59	57	19	0	6	0	787
471	NDLLM OBS	2	2	3	7	12	15	13	12	9	8	5	3	91
471	P(HS)	0.1	0.1	0.1	0.2	0.2	0.3	0.2	0.3	0.2	0.2	0.1	0.1	0.2
471	P(HH)	0.1	0.2	0.3	0.5	0.6	0.7	0.7	0.6	0.5	0.5	0.3	0.3	0.4
471	alfa	1.2	0.6	0.8	0.9	1.0	1.1	1.2	1.2	1.0	0.9	0.9	0.8	1.0
471	beta	11.1	28.8	15.7	19.6	21.1	20.4	15.7	14.4	14.4	14.4	15.1	15.7	17.2
472	MEDIA OBS	18	21	31	79	189	214	162	133	87	60	41	31	1066
472	SD OBS	25	27	26	56	134	87	82	67	53	47	43	34	271
472	MAX OBS	119	104	108	193	498	360	432	313	199	215	203	144	1577
472	MIN OBS	0	0	0	3	41	60	39	23	13	0	0	0	466
472	NDLLM OBS	2	3	4	8	13	17	15	13	9	8	5	3	100
472	P(HS)	0.1	0.1	0.1	0.2	0.2	0.3	0.3	0.3	0.2	0.2	0.1	0.1	0.2
472	P(HH)	0.2	0.2	0.3	0.5	0.7	0.7	0.7	0.7	0.5	0.5	0.4	0.3	0.5
472	alfa	0.5	0.7	0.6	0.6	0.8	0.7	0.7	0.7	0.7	0.6	0.5	0.6	0.7
472	beta	17.3	11.8	12.9	15.6	17.3	17.5	15.9	13.7	12.8	11.9	17.5	14.2	14.9
474	MEDIA OBS	23	25	46	113	334	374	337	264	136	87	56	43	1838
474	SD OBS	29	33	43	84	229	185	193	133	79	69	50	46	400
474	MAX OBS	108	140	161	293	836	904	909	622	312	350	171	151	2483
474	MIN OBS	0	0	0	4	61	60	108	56	26	0	0	0	1124
474	NDLLM OBS	2	3	4	7	14	16	15	14	9	8	5	3	101
474	P(HS)	0.1	0.1	0.1	0.2	0.3	0.3	0.3	0.3	0.2	0.2	0.1	0.1	0.2
474	P(HH)	0.1	0.2	0.3	0.4	0.7	0.7	0.7	0.6	0.5	0.5	0.4	0.3	0.5
474	alfa	1.0	0.6	0.5	0.7	0.8	0.8	0.8	0.8	0.7	0.8	0.6	0.6	0.7
474	beta	11.3	17.6	20.5	21.0	31.3	27.6	28.6	25.0	19.7	13.8	17.2	22.6	21.4
476	MEDIA OBS	18	21	29	82	214	218	179	155	91	57	41	29	1136
476	SD OBS	26	31	28	58	150	103	82	68	53	46	39	31	260
476	MAX OBS	137	125	116	230	542	531	405	319	229	185	182	113	1590
476	MIN OBS	0	0	0	4	23	67	52	31	18	0	0	0	589
476	NDLLM OBS	2	2	4	8	14	15	14	13	10	8	5	4	99
476	P(HS)	0.1	0.1	0.1	0.2	0.3	0.3	0.3	0.3	0.2	0.2	0.1	0.1	0.2
476	P(HH)	0.2	0.2	0.3	0.5	0.6	0.7	0.7	0.6	0.6	0.5	0.4	0.3	0.5

NID ESTACION	PARAMETRO	ENE	FEB	MAR	ABR	MAY	JUN	JUL	AGO	SEP	OCT	NOV	DIC	ANUAL
476	alfa	0.4	0.4	0.5	0.5	0.7	0.9	0.8	0.7	0.7	0.8	0.4	0.7	0.6
476	beta	23.3	21.4	16.1	23.0	23.2	16.5	16.1	16.9	13.1	8.6	17.5	12.4	17.3
477	MEDIA OBS	20	22	27	83	212	250	204	168	93	68	43	32	1222
477	SD OBS	28	31	23	56	140	139	106	83	50	56	43	32	295
477	MAX OBS	137	129	87	198	515	698	529	356	221	231	186	111	1700
477	MIN OBS	0	0	0	5	43	66	46	35	17	0	0	0	577
477	NDLLM OBS	1	2	3	6	11	13	12	11	7	6	4	3	79
477	P(HS)	0.0	0.1	0.1	0.1	0.2	0.3	0.3	0.2	0.2	0.2	0.1	0.1	0.1
477	P(HH)	0.1	0.1	0.2	0.4	0.6	0.6	0.6	0.6	0.5	0.4	0.3	0.2	0.4
477	alfa	0.9	0.9	1.0	1.0	1.1	1.2	1.1	1.1	1.0	1.2	0.8	1.0	1.0
477	beta	16.2	14.3	9.7	13.4	18.0	15.3	15.2	13.3	12.9	8.7	14.3	11.7	13.6
480	MEDIA OBS	26	47	54	140	297	375	325	260	163	130	79	55	1952
480	SD OBS	27	69	42	92	206	189	153	126	94	102	60	56	461
480	MAX OBS	133	297	157	376	756	947	662	550	381	506	237	227	3001
480	MIN OBS	0	0	0	12	36	58	83	30	43	1	0	0	1077
480	NDLLM OBS	2	3	4	7	12	15	14	13	9	8	6	4	97
480	P(HS)	0.1	0.1	0.1	0.2	0.2	0.3	0.2	0.3	0.2	0.2	0.1	0.1	0.2
480	P(HH)	0.2	0.2	0.3	0.5	0.6	0.7	0.7	0.7	0.6	0.4	0.5	0.3	0.5
480	alfa	1.3	0.5	0.9	1.0	1.1	1.2	1.3	1.2	1.1	1.1	1.0	0.9	1.0
480	beta	9.5	39.2	16.1	20.5	21.4	20.1	18.5	16.4	16.3	14.7	14.0	14.7	18.5
482	MEDIA OBS	20	22	33	83	207	236	194	166	92	66	40	34	1192
482	SD OBS	38	28	30	58	143	104	88	75	53	52	38	42	250
482	MAX OBS	217	106	130	222	509	467	396	314	214	245	197	142	1631
482	MIN OBS	0	0	0	4	27	32	58	37	25	0	0	0	618
482	NDLLM OBS	2	2	3	7	12	15	14	12	8	7	4	3	91
482	P(HS)	0.1	0.1	0.1	0.2	0.3	0.3	0.3	0.3	0.2	0.2	0.1	0.1	0.2
482	P(HH)	0.2	0.2	0.3	0.4	0.6	0.7	0.7	0.6	0.5	0.4	0.3	0.2	0.4
482	alfa	0.9	0.8	0.7	0.7	1.0	0.9	0.9	1.0	0.9	1.0	0.6	0.9	0.9
482	beta	9.2	12.6	14.0	17.4	17.2	18.1	14.6	13.7	11.7	9.5	17.0	13.5	14.0
484	MEDIA OBS	30	45	62	139	316	395	342	273	159	140	82	57	2040
484	SD OBS	31	57	46	92	214	178	157	127	97	111	65	59	494
484	MAX OBS	122	215	187	389	787	740	649	522	383	507	254	230	3119
484	MIN OBS	0	0	0	13	34	61	99	77	39	6	0	0	945
484	NDLLM OBS	3	3	4	7	12	15	13	12	9	8	5	4	94
484	P(HS)	0.1	0.1	0.1	0.2	0.3	0.3	0.3	0.3	0.2	0.2	0.1	0.1	0.2
484	P(HH)	0.1	0.2	0.3	0.4	0.6	0.7	0.6	0.6	0.5	0.4	0.4	0.3	0.4
484	alfa	0.9	0.8	0.8	1.0	1.2	1.3	1.2	1.4	1.0	1.1	0.9	1.0	1.0
484	beta	13.5	22.8	17.3	20.4	21.4	20.5	21.5	15.7	18.5	16.2	17.2	15.0	18.3
485	MEDIA OBS	31	34	43	112	252	288	231	203	123	102	63	53	1534
485	SD OBS	47	43	33	72	175	118	101	74	69	73	53	55	351
485	MAX OBS	261	188	139	294	708	629	436	340	255	286	246	188	2136
485	MIN OBS	0	0	0	8	17	77	48	72	13	0	1	0	647
485	NDLLM OBS	3	3	4	9	14	16	15	14	11	10	6	4	109
485	P(HS)	0.1	0.1	0.1	0.2	0.3	0.3	0.3	0.3	0.2	0.2	0.1	0.1	0.2
485	P(HH)	0.2	0.2	0.3	0.5	0.6	0.7	0.7	0.7	0.6	0.5	0.3	0.3	0.5
485	alfa	0.4	0.5	0.7	0.6	0.9	1.0	0.9	1.0	0.9	0.8	0.5	0.5	0.7
485	beta	26.1	23.6	14.1	20.6	20.5	18.4	16.9	14.3	13.3	13.8	20.1	25.1	18.9
487	MEDIA OBS	23	24	36	91	229	243	196	183	100	72	49	41	1285
487	SD OBS	37	30	29	61	162	103	84	100	54	55	46	42	273
487	MAX OBS	209	102	117	248	603	507	419	593	216	218	199	177	1746
487	MIN OBS	0	0	0	5	30	88	41	35	23	0	0	0	669

NID ESTACION	PARAMETRO	ENE	FEB	MAR	ABR	MAY	JUN	JUL	AGO	SEP	OCT	NOV	DIC	ANUAL
487	NDLLM OBS	3	3	4	9	15	17	16	14	10	9	6	5	110
487	P(HS)	0.1	0.1	0.1	0.2	0.3	0.3	0.3	0.3	0.2	0.2	0.1	0.1	0.2
487	P(HH)	0.2	0.2	0.3	0.5	0.7	0.7	0.7	0.7	0.6	0.5	0.4	0.4	0.5
487	alfa	0.2	0.5	0.4	0.5	0.6	0.8	0.9	0.7	0.7	0.8	0.5	0.6	0.6
487	beta	38.8	16.8	18.3	20.2	25.5	18.4	14.8	17.7	13.4	9.6	18.3	15.1	18.9
488	MEDIA OBS	17	14	25	70	224	233	220	165	83	48	30	24	1152
488	SD OBS	26	17	29	55	155	139	122	79	52	47	27	27	243
488	MAX OBS	128	67	122	198	522	723	548	319	228	206	109	87	1619
488	MIN OBS	0	0	0	1	20	29	50	23	8	1	0	0	728
488	NDLLM OBS	2	2	4	8	15	18	17	14	10	8	5	4	107
488	P(HS)	0.1	0.1	0.1	0.2	0.3	0.4	0.3	0.3	0.2	0.2	0.1	0.1	0.2
488	P(HH)	0.2	0.2	0.3	0.5	0.7	0.7	0.7	0.7	0.6	0.4	0.4	0.3	0.5
488	alfa	0.5	0.5	0.3	0.4	0.5	0.5	0.5	0.5	0.6	0.5	0.3	0.5	0.5
488	beta	13.8	11.8	20.6	21.6	31.1	26.3	27.2	25.2	14.7	11.5	16.1	11.9	19.3
489	MEDIA OBS	24	25	40	92	202	243	218	167	103	79	46	37	1277
489	SD OBS	24	26	24	64	139	125	105	74	53	61	30	33	269
489	MAX OBS	91	102	84	234	473	663	497	353	235	273	109	114	1641
489	MIN OBS	0	0	0	9	35	86	40	46	32	2	0	0	723
489	NDLLM OBS	3	3	5	8	14	16	17	14	10	10	7	5	113
489	P(HS)	0.1	0.1	0.1	0.2	0.3	0.4	0.3	0.3	0.2	0.2	0.2	0.1	0.2
489	P(HH)	0.2	0.3	0.3	0.4	0.6	0.7	0.7	0.6	0.6	0.5	0.4	0.4	0.5
489	alfa	0.9	0.7	0.8	0.6	0.8	0.8	1.0	1.0	1.0	0.8	0.7	0.8	0.8
489	beta	7.6	10.5	9.7	18.5	17.5	18.6	12.7	12.3	9.8	9.8	9.8	9.3	12.2
490	MEDIA OBS	48	49	63	159	333	404	311	267	159	141	92	74	2100
490	SD OBS	71	64	45	95	219	153	144	100	85	97	74	73	460
490	MAX OBS	389	289	186	429	886	759	677	433	324	405	336	272	2867
490	MIN OBS	0	0	2	21	51	116	63	83	30	0	1	0	857
490	NDLLM OBS	3	3	5	9	14	16	15	14	11	10	7	5	112
490	P(HS)	0.1	0.1	0.1	0.2	0.3	0.3	0.3	0.3	0.2	0.2	0.2	0.1	0.2
490	P(HH)	0.2	0.2	0.3	0.5	0.7	0.7	0.7	0.7	0.6	0.5	0.4	0.3	0.5
490	alfa	0.5	0.6	0.7	0.7	1.0	1.2	1.1	1.2	1.0	0.9	0.6	0.5	0.9
490	beta	29.2	28.8	16.7	23.9	22.7	20.3	18.3	15.7	14.2	16.3	22.3	30.2	21.6
492	MEDIA OBS	20	23	38	92	264	301	262	204	113	74	42	39	1471
492	SD OBS	25	30	38	66	182	161	135	110	63	65	36	42	331
492	MAX OBS	85	125	137	245	655	828	625	504	263	281	134	138	1994
492	MIN OBS	0	0	0	0	49	44	62	40	26	0	0	0	800
492	NDLLM OBS	2	2	4	7	13	14	13	12	8	7	5	4	91
492	P(HS)	0.1	0.1	0.1	0.2	0.2	0.3	0.2	0.3	0.2	0.2	0.1	0.1	0.2
492	P(HH)	0.1	0.2	0.3	0.4	0.7	0.7	0.7	0.6	0.5	0.4	0.3	0.4	0.4
492	alfa	0.7	1.0	0.5	0.8	0.9	1.0	1.0	0.9	0.9	1.0	0.9	0.6	0.8
492	beta	12.9	9.9	19.8	16.3	23.7	22.0	19.3	19.0	15.1	10.3	10.3	18.8	16.5
493	MEDIA OBS	13	14	21	61	175	184	162	132	67	45	26	22	922
493	SD OBS	15	18	22	46	125	109	94	67	40	38	21	25	231
493	MAX OBS	54	72	96	157	414	574	486	277	174	165	82	88	1292
493	MIN OBS	0	0	0	3	25	24	32	22	9	0	0	0	450
493	NDLLM OBS	3	3	5	9	15	18	17	15	11	9	7	5	116
493	P(HS)	0.1	0.1	0.1	0.2	0.3	0.4	0.3	0.3	0.3	0.2	0.2	0.1	0.2
493	P(HH)	0.2	0.2	0.3	0.5	0.7	0.7	0.7	0.7	0.6	0.5	0.4	0.4	0.5
493	alfa	0.4	0.6	0.3	0.4	0.5	0.5	0.5	0.5	0.5	0.5	0.4	0.3	0.4
493	beta	12.2	8.4	15.3	15.8	22.5	20.6	19.5	19.1	12.1	9.1	9.8	14.4	14.9
494	MEDIA OBS	20	30	43	107	271	320	259	211	117	87	54	39	1560

NID ESTACION	PARAMETRO	ENE	FEB	MAR	ABR	MAY	JUN	JUL	AGO	SEP	OCT	NOV	DIC	ANUAL
494	SD OBS	21	39	37	77	184	149	116	102	66	60	51	41	327
494	MAX OBS	76	143	132	292	625	758	524	474	266	234	204	155	2416
494	MIN OBS	0	0	0	10	27	44	76	60	36	0	0	0	796
494	NDLLM OBS	2	2	3	7	12	14	12	11	8	7	4	3	85
494	P(HS)	0.0	0.1	0.1	0.1	0.2	0.3	0.2	0.2	0.1	0.2	0.1	0.1	0.2
494	P(HH)	0.2	0.2	0.2	0.4	0.6	0.7	0.6	0.6	0.5	0.4	0.4	0.3	0.4
494	alfa	1.3	0.8	0.8	0.9	1.2	1.2	1.4	1.6	1.2	1.8	1.2	1.2	1.2
494	beta	8.1	18.1	16.9	17.5	18.9	19.1	15.4	11.9	12.5	7.5	10.6	10.7	13.9
495	MEDIA OBS	38	52	72	171	402	461	379	319	188	149	97	68	2396
495	SD OBS	31	64	57	129	271	218	182	150	99	111	81	66	521
495	MAX OBS	110	236	230	567	904	1010	911	645	409	500	313	213	3207
495	MIN OBS	0	0	2	17	41	73	104	66	49	1	2	0	1110
495	NDLLM OBS	3	3	4	8	13	16	14	13	9	9	6	4	102
495	P(HS)	0.1	0.1	0.1	0.2	0.3	0.3	0.3	0.3	0.2	0.2	0.1	0.1	0.2
495	P(HH)	0.2	0.3	0.3	0.5	0.6	0.7	0.7	0.6	0.5	0.5	0.4	0.3	0.5
495	alfa	0.9	0.7	0.7	0.8	1.1	1.0	1.2	1.2	1.0	1.0	0.9	0.8	0.9
495	beta	15.0	26.5	24.5	28.7	28.9	28.4	22.7	19.5	19.9	16.3	18.6	21.4	22.5
497	MEDIA OBS	24	25	37	90	234	255	222	178	103	72	50	37	1326
497	SD OBS	29	29	31	59	167	109	97	76	59	52	38	36	257
497	MAX OBS	120	123	111	237	633	598	526	379	257	215	150	148	1747
497	MIN OBS	0	0	0	9	0	77	74	33	7	4	1	0	677
497	NDLLM OBS	3	3	4	9	15	19	17	15	11	9	6	4	113
497	P(HS)	0.1	0.1	0.1	0.2	0.3	0.4	0.3	0.3	0.2	0.2	0.1	0.1	0.2
497	P(HH)	0.2	0.3	0.3	0.5	0.7	0.7	0.7	0.7	0.6	0.4	0.5	0.3	0.5
497	alfa	0.7	0.9	0.6	0.7	0.7	0.8	0.8	0.7	0.8	0.9	0.7	1.1	0.8
497	beta	13.6	9.9	14.6	15.5	22.2	17.0	15.5	15.5	11.9	8.8	13.5	9.3	13.9
499	MEDIA OBS	14	15	26	69	172	192	160	120	77	53	32	25	955
499	SD OBS	17	17	18	48	115	90	69	58	36	42	20	25	188
499	MAX OBS	58	65	71	173	402	449	355	310	176	216	82	85	1243
499	MIN OBS	0	0	4	4	24	32	28	40	26	0	1	0	502
499	NDLLM OBS	3	3	5	9	15	17	16	15	11	9	6	5	114
499	P(HS)	0.1	0.1	0.1	0.2	0.3	0.4	0.3	0.3	0.3	0.2	0.2	0.1	0.2
499	P(HH)	0.2	0.2	0.3	0.5	0.7	0.7	0.7	0.7	0.6	0.4	0.4	0.3	0.5
499	alfa	0.7	0.8	0.6	0.6	0.8	0.8	1.0	0.8	0.7	0.7	0.8	0.6	0.7
499	beta	7.0	6.6	8.6	11.8	13.9	14.0	10.1	10.1	9.8	8.1	6.2	9.3	9.6
500	MEDIA OBS	27	27	45	105	243	286	238	189	115	81	53	45	1454
500	SD OBS	29	35	28	81	155	139	110	79	58	55	36	42	330
500	MAX OBS	93	162	98	384	574	579	552	365	242	208	121	166	2135
500	MIN OBS	0	0	1	8	41	51	44	68	28	1	1	0	731
500	NDLLM OBS	4	3	5	9	14	17	15	15	11	10	7	6	115
500	P(HS)	0.1	0.1	0.1	0.2	0.3	0.4	0.3	0.3	0.2	0.2	0.2	0.1	0.2
500	P(HH)	0.2	0.2	0.4	0.5	0.6	0.7	0.7	0.6	0.6	0.5	0.4	0.4	0.5
500	alfa	0.6	0.7	0.8	0.6	0.8	0.8	0.9	1.0	0.8	0.9	0.8	0.5	0.8
500	beta	13.0	11.7	10.6	20.2	20.4	21.4	17.0	12.8	12.1	9.4	10.2	15.0	14.5
502	MEDIA OBS	19	25	35	82	213	242	213	163	97	69	45	41	1245
502	SD OBS	20	30	31	57	147	107	103	75	52	51	38	37	260
502	MAX OBS	73	106	111	205	550	513	496	370	261	245	144	141	1710
502	MIN OBS	0	0	0	8	21	39	36	46	21	0	0	0	652
502	NDLLM OBS	3	3	4	8	14	17	15	14	10	9	6	5	106
502	P(HS)	0.1	0.1	0.1	0.2	0.3	0.3	0.3	0.3	0.2	0.2	0.1	0.1	0.2

NID ESTACION	PARAMETRO	ENE	FEB	MAR	ABR	MAY	JUN	JUL	AGO	SEP	OCT	NOV	DIC	ANUAL
502	P(HH)	0.2	0.2	0.3	0.5	0.7	0.7	0.7	0.6	0.5	0.5	0.4	0.4	0.5
502	alfa	0.8	0.6	0.6	0.9	0.9	0.9	1.0	0.9	0.8	0.9	0.6	0.7	0.8
502	beta	7.7	14.1	13.9	11.7	17.7	17.1	14.8	12.7	11.5	8.3	13.2	12.9	13.0
504	MEDIA OBS	32	41	67	142	325	376	327	275	150	130	83	70	2017
504	SD OBS	29	51	55	98	209	158	147	126	82	96	66	67	415
504	MAX OBS	116	191	241	415	708	687	833	602	336	412	254	324	2760
504	MIN OBS	0	0	2	11	18	70	91	109	34	0	1	0	962
504	NDLLM OBS	3	2	4	7	13	16	14	13	9	8	6	4	100
504	P(HS)	0.1	0.1	0.1	0.2	0.3	0.4	0.3	0.3	0.2	0.2	0.2	0.1	0.2
504	P(HH)	0.2	0.2	0.2	0.4	0.6	0.7	0.7	0.6	0.5	0.4	0.4	0.3	0.4
504	alfa	1.2	1.0	0.8	1.1	1.4	1.6	1.8	1.5	1.3	1.4	1.2	1.2	1.3
504	beta	10.1	16.4	21.5	17.6	17.7	15.0	13.7	13.4	12.3	11.0	11.9	14.0	14.6
505	MEDIA OBS	16	20	31	81	181	212	163	136	77	59	37	27	1040
505	SD OBS	19	23	22	57	125	108	67	66	37	50	28	28	227
505	MAX OBS	70	96	78	211	469	539	292	320	154	230	122	110	1399
505	MIN OBS	0	0	0	3	8	67	18	54	19	4	0	0	569
505	NDLLM OBS	3	3	5	9	16	20	19	18	12	9	7	5	124
505	P(HS)	0.1	0.1	0.1	0.2	0.3	0.5	0.4	0.4	0.3	0.2	0.2	0.1	0.2
505	P(HH)	0.2	0.3	0.4	0.4	0.7	0.8	0.8	0.7	0.6	0.5	0.4	0.3	0.5
505	alfa	0.6	0.9	0.5	0.4	0.6	0.6	0.7	0.5	0.7	0.7	0.8	0.9	0.7
505	beta	10.1	7.8	10.6	22.5	18.2	17.7	12.4	14.3	8.8	8.7	7.4	6.8	12.1
507	MEDIA OBS	66	61	92	221	490	556	452	381	230	222	140	111	3022
507	SD OBS	59	70	56	123	329	214	199	183	130	144	107	101	650
507	MAX OBS	307	325	235	531	1232	1118	971	755	505	597	458	402	3933
507	MIN OBS	0	0	2	28	37	103	128	89	59	32	0	0	1586
507	NDLLM OBS	4	3	5	9	15	17	15	14	11	10	8	5	116
507	P(HS)	0.1	0.1	0.1	0.2	0.3	0.3	0.3	0.3	0.2	0.2	0.2	0.1	0.2
507	P(HH)	0.3	0.3	0.4	0.5	0.7	0.7	0.7	0.7	0.6	0.5	0.5	0.4	0.5
507	alfa	0.9	1.2	0.9	1.1	1.3	1.6	1.7	1.3	1.2	1.2	0.9	1.1	1.2
507	beta	19.6	15.4	17.9	20.4	26.1	21.2	18.6	20.1	17.8	17.5	19.8	18.3	19.4
508	MEDIA OBS	25	29	44	106	236	305	251	214	112	83	52	42	1499
508	SD OBS	28	37	31	72	150	148	124	155	58	73	51	42	304
508	MAX OBS	105	154	125	261	563	741	569	840	220	370	240	138	2271
508	MIN OBS	0	0	0	6	41	56	40	30	15	2	2	0	894
508	NDLLM OBS	4	3	5	9	15	18	16	15	10	9	7	5	115
508	P(HS)	0.1	0.1	0.1	0.2	0.3	0.4	0.3	0.3	0.2	0.2	0.2	0.1	0.2
508	P(HH)	0.3	0.2	0.4	0.4	0.7	0.7	0.7	0.7	0.6	0.5	0.4	0.4	0.5
508	alfa	0.7	0.6	0.6	0.7	0.8	0.7	0.7	0.6	0.6	0.6	0.5	0.4	0.6
508	beta	10.4	16.0	13.1	18.7	19.7	23.3	21.5	24.8	18.6	14.3	17.3	18.8	18.0
509	MEDIA OBS	30	34	54	104	247	275	229	196	113	89	64	55	1492
509	SD OBS	23	39	40	67	164	118	91	76	58	62	48	51	314
509	MAX OBS	81	144	144	232	603	537	436	364	246	295	209	202	2287
509	MIN OBS	0	0	0	2	29	51	48	83	36	0	0	0	733
509	NDLLM OBS	3	3	4	7	13	16	14	13	9	9	6	5	102
509	P(HS)	0.1	0.1	0.1	0.2	0.3	0.3	0.3	0.3	0.2	0.2	0.2	0.1	0.2
509	P(HH)	0.2	0.2	0.3	0.4	0.6	0.7	0.7	0.6	0.5	0.5	0.4	0.3	0.5
509	alfa	1.3	0.8	0.7	1.0	1.1	1.2	1.2	1.3	1.5	1.1	0.7	0.9	1.1
509	beta	8.4	14.2	16.6	14.3	16.9	14.2	13.6	11.4	8.6	9.2	14.1	12.1	12.8
511	MEDIA OBS	21	24	35	77	172	192	153	131	80	65	43	32	1023
511	SD OBS	24	27	22	48	110	90	60	64	38	49	30	33	193

NID ESTACION	PARAMETRO	ENE	FEB	MAR	ABR	MAY	JUN	JUL	AGO	SEP	OCT	NOV	DIC	ANUAL
511	MAX OBS	112	95	81	173	397	427	259	349	170	224	134	147	1329
511	MIN OBS	0	0	1	10	8	54	21	34	23	3	0	0	584
511	NDLLM OBS	3	3	4	9	15	17	15	14	10	9	6	5	110
511	P(HS)	0.1	0.1	0.1	0.2	0.3	0.4	0.3	0.3	0.2	0.2	0.2	0.1	0.2
511	P(HH)	0.2	0.2	0.3	0.4	0.7	0.7	0.7	0.6	0.5	0.4	0.4	0.3	0.5
511	alfa	0.7	1.0	0.6	0.7	0.7	0.8	1.1	0.8	0.8	0.9	0.8	0.8	0.8
511	beta	10.2	8.0	12.1	12.5	16.1	13.7	9.6	11.7	9.0	8.0	8.9	8.8	10.7
512	MEDIA OBS	19	20	35	65	154	174	139	121	73	59	37	27	924
512	SD OBS	24	23	25	43	103	95	60	57	38	43	27	27	194
512	MAX OBS	84	91	92	170	396	537	279	307	146	192	123	101	1324
512	MIN OBS	0	0	0	0	0	55	13	30	18	3	0	0	409
512	NDLLM OBS	3	2	4	7	14	16	14	13	10	9	5	4	102
512	P(HS)	0.1	0.1	0.1	0.2	0.3	0.4	0.3	0.3	0.2	0.2	0.1	0.1	0.2
512	P(HH)	0.2	0.1	0.2	0.4	0.6	0.7	0.7	0.6	0.5	0.5	0.4	0.3	0.4
512	alfa	0.7	0.8	0.8	0.8	0.8	0.7	1.2	0.9	0.6	0.9	0.9	0.9	0.8
512	beta	9.8	10.0	10.1	10.9	14.4	15.1	8.1	10.0	11.1	7.4	7.6	7.0	10.1
513	MEDIA OBS	22	26	36	77	186	218	172	138	84	65	49	43	1117
513	SD OBS	19	29	28	52	128	98	83	63	42	42	38	35	230
513	MAX OBS	85	113	113	213	463	501	394	319	177	166	132	143	1544
513	MIN OBS	0	0	0	6	19	36	29	45	19	1	2	0	514
513	NDLLM OBS	4	3	5	9	15	17	15	14	10	10	7	5	115
513	P(HS)	0.1	0.1	0.1	0.2	0.3	0.3	0.3	0.3	0.2	0.2	0.2	0.1	0.2
513	P(HH)	0.3	0.2	0.4	0.5	0.6	0.7	0.7	0.6	0.5	0.5	0.5	0.4	0.5
513	alfa	0.7	0.7	0.5	0.7	0.7	0.7	0.9	0.9	0.9	1.1	0.4	0.7	0.7
513	beta	7.9	11.1	14.2	13.0	17.7	17.6	12.9	10.9	9.3	6.2	15.0	11.7	12.3
514	MEDIA OBS	34	36	51	103	216	257	206	179	113	101	73	62	1432
514	SD OBS	26	41	41	70	140	111	92	73	72	73	47	49	328
514	MAX OBS	97	186	180	307	521	527	389	356	277	325	176	163	2233
514	MIN OBS	0	0	4	3	2	50	28	73	20	0	4	0	952
514	NDLLM OBS	4	3	5	8	14	16	14	14	10	9	7	5	108
514	P(HS)	0.1	0.1	0.1	0.2	0.3	0.3	0.3	0.3	0.2	0.2	0.2	0.1	0.2
514	P(HH)	0.3	0.2	0.3	0.4	0.7	0.7	0.7	0.7	0.6	0.5	0.4	0.4	0.5
514	alfa	1.1	1.0	0.7	0.9	1.2	1.3	1.5	1.3	1.2	1.3	0.9	1.0	1.1
514	beta	7.8	11.3	14.5	14.4	12.6	13.1	10.3	9.8	9.4	8.1	11.4	11.8	11.2
516	MEDIA OBS	24	33	46	99	228	297	241	203	117	103	66	50	1508
516	SD OBS	19	43	36	76	163	144	124	112	86	113	67	42	505
516	MAX OBS	66	170	183	329	577	606	592	480	338	591	270	195	3390
516	MIN OBS	0	0	0	2	31	39	26	50	10	0	0	0	672
516	NDLLM OBS	3	3	4	7	12	13	12	10	7	7	5	4	87
516	P(HS)	0.1	0.1	0.1	0.2	0.3	0.3	0.3	0.2	0.2	0.2	0.1	0.1	0.2
516	P(HH)	0.2	0.2	0.3	0.4	0.6	0.7	0.6	0.5	0.5	0.4	0.4	0.3	0.4
516	alfa	1.0	0.7	1.3	0.8	1.0	1.1	1.3	1.2	1.1	0.9	0.8	1.0	1.0
516	beta	8.8	18.5	9.6	17.4	18.1	20.7	15.1	16.2	14.5	15.9	15.2	12.8	15.2
517	MEDIA OBS	46	47	63	119	253	278	208	180	132	127	91	79	1623
517	SD OBS	38	57	40	74	166	105	92	63	69	81	55	67	393
517	MAX OBS	157	271	163	290	606	494	434	326	269	321	228	272	2481
517	MIN OBS	0	0	3	7	16	115	38	91	7	13	13	0	852
517	NDLLM OBS	4	4	6	10	15	17	15	15	12	11	9	6	123
517	P(HS)	0.1	0.1	0.1	0.2	0.3	0.4	0.3	0.3	0.2	0.2	0.2	0.1	0.2
517	P(HH)	0.3	0.3	0.4	0.5	0.7	0.7	0.7	0.7	0.6	0.5	0.5	0.4	0.5

NID ESTACION	PARAMETRO	ENE	FEB	MAR	ABR	MAY	JUN	JUL	AGO	SEP	OCT	NOV	DIC	ANUAL
517	alfa	0.9	1.1	0.7	0.9	1.0	1.2	1.3	1.2	1.2	1.1	0.7	1.0	1.0
517	beta	11.8	11.6	16.4	13.7	17.2	13.2	11.0	10.5	9.4	10.5	15.0	12.3	12.7
518	MEDIA OBS	64	66	86	178	319	427	334	305	190	190	130	97	2385
518	SD OBS	50	71	43	96	187	180	149	130	87	117	75	63	443
518	MAX OBS	199	352	212	412	680	829	706	665	380	522	304	248	3084
518	MIN OBS	0	0	10	39	55	120	81	121	55	19	13	0	1207
518	NDLLM OBS	5	5	6	11	16	18	16	16	12	13	10	7	136
518	P(HS)	0.1	0.1	0.2	0.2	0.3	0.4	0.3	0.3	0.3	0.3	0.2	0.2	0.2
518	P(HH)	0.4	0.3	0.5	0.6	0.7	0.8	0.7	0.7	0.6	0.6	0.5	0.4	0.6
518	alfa	1.0	1.0	0.9	1.1	1.1	1.2	1.3	1.4	1.2	1.2	1.0	1.0	1.1
518	beta	13.5	14.5	13.6	15.0	17.8	20.1	16.2	14.0	13.3	12.6	12.6	12.9	14.7
519	MEDIA OBS	32	34	46	96	203	215	184	157	105	91	67	51	1282
519	SD OBS	27	39	27	60	135	79	69	84	42	56	48	46	242
519	MAX OBS	114	148	94	212	489	384	307	464	196	232	197	195	1874
519	MIN OBS	0	0	0	10	9	80	18	51	29	5	0	0	627
519	NDLLM OBS	3	3	4	8	13	15	14	13	10	9	7	5	102
519	P(HS)	0.1	0.1	0.1	0.2	0.3	0.3	0.3	0.3	0.2	0.2	0.2	0.1	0.2
519	P(HH)	0.2	0.3	0.3	0.4	0.6	0.7	0.7	0.6	0.5	0.5	0.4	0.3	0.5
519	alfa	1.0	1.6	1.3	1.1	1.1	1.6	1.6	1.5	1.4	1.3	1.3	1.1	1.3
519	beta	10.6	7.7	7.7	10.8	13.9	8.8	8.5	8.2	7.4	7.9	7.7	9.7	9.1
520	MEDIA OBS	59	56	81	174	319	373	294	255	164	167	118	112	2173
520	SD OBS	40	60	52	119	202	151	150	117	90	117	78	84	446
520	MAX OBS	168	251	237	550	771	698	655	516	403	488	303	342	3253
520	MIN OBS	0	0	0	14	49	78	68	29	23	5	8	0	1158
520	NDLLM OBS	4	4	5	9	14	16	12	12	10	11	8	7	114
520	P(HS)	0.1	0.1	0.1	0.2	0.3	0.3	0.2	0.3	0.2	0.2	0.2	0.2	0.2
520	P(HH)	0.3	0.3	0.4	0.5	0.7	0.7	0.6	0.6	0.5	0.5	0.5	0.4	0.5
520	alfa	1.1	1.0	1.0	1.0	1.2	1.3	1.3	1.5	1.1	1.4	0.9	1.0	1.1
520	beta	13.1	13.3	14.7	19.6	19.2	18.3	17.9	14.4	15.2	11.3	15.7	16.4	15.7
521	MEDIA OBS	40	35	54	122	281	344	288	252	146	110	69	54	1796
521	SD OBS	33	35	35	89	191	176	133	117	88	79	43	43	358
521	MAX OBS	121	133	167	404	726	963	574	592	477	411	145	167	2596
521	MIN OBS	0	0	7	10	23	78	54	92	0	2	3	0	877
521	NDLLM OBS	5	5	6	10	16	18	17	17	12	12	9	7	135
521	P(HS)	0.1	0.1	0.2	0.2	0.4	0.3	0.3	0.4	0.3	0.3	0.2	0.2	0.3
521	P(HH)	0.3	0.3	0.4	0.5	0.7	0.8	0.7	0.7	0.6	0.5	0.5	0.4	0.5
521	alfa	0.6	0.5	0.6	0.6	0.8	0.8	0.9	0.7	0.6	0.6	0.6	0.5	0.7
521	beta	12.7	16.0	13.1	20.0	22.9	23.0	19.3	20.0	20.7	14.5	12.8	13.5	17.4
522	MEDIA OBS	30	33	48	94	191	223	178	149	95	84	59	40	1224
522	SD OBS	32	37	31	63	126	104	70	78	50	64	41	40	293
522	MAX OBS	154	146	134	233	457	611	338	388	194	308	159	157	1811
522	MIN OBS	0	0	0	8	12	89	19	39	3	0	0	0	525
522	NDLLM OBS	3	3	5	9	14	17	15	14	10	10	7	5	112
522	P(HS)	0.1	0.1	0.1	0.2	0.3	0.4	0.3	0.3	0.2	0.2	0.2	0.1	0.2
522	P(HH)	0.2	0.2	0.3	0.5	0.6	0.7	0.7	0.6	0.5	0.5	0.4	0.3	0.5
522	alfa	0.6	1.1	0.8	0.8	0.9	1.0	1.2	0.9	1.0	1.0	1.0	0.9	0.9
522	beta	14.5	9.1	10.9	12.7	15.1	13.1	10.2	11.4	8.9	8.7	8.6	9.4	11.1
524	MEDIA OBS	22	23	34	71	164	175	143	120	74	59	40	30	954
524	SD OBS	19	25	25	44	100	71	56	47	32	35	23	27	164
524	MAX OBS	66	106	105	155	357	377	271	211	134	163	87	102	1208

NID ESTACION	PARAMETRO	ENE	FEB	MAR	ABR	MAY	JUN	JUL	AGO	SEP	OCT	NOV	DIC	ANUAL
524	MIN OBS	0	0	0	7	9	40	30	45	29	1	2	0	585
524	NDLLM OBS	5	5	6	12	19	21	20	18	14	12	9	7	147
524	P(HS)	0.1	0.1	0.2	0.3	0.4	0.5	0.4	0.4	0.3	0.2	0.2	0.2	0.3
524	P(HH)	0.3	0.3	0.4	0.5	0.7	0.8	0.8	0.7	0.6	0.6	0.5	0.4	0.6
524	alfa	0.5	0.6	0.6	0.6	0.6	0.7	0.8	0.7	0.7	0.7	0.8	0.6	0.6
524	beta	8.7	8.4	8.5	9.9	14.6	11.3	9.5	9.1	8.1	6.6	7.1	7.6	9.1
525	MEDIA OBS	15	18	25	66	148	209	115	103	67	60	34	31	891
525	SD OBS	14	24	23	57	116	142	68	76	47	52	33	28	262
525	MAX OBS	47	89	85	257	361	644	277	284	211	189	123	103	1479
525	MIN OBS	0	0	0	0	10	16	15	1	8	0	0	0	465
525	NDLLM OBS	2	2	3	5	9	11	8	8	5	6	4	4	69
525	P(HS)	0.0	0.1	0.1	0.1	0.2	0.2	0.2	0.2	0.1	0.1	0.1	0.1	0.1
525	P(HH)	0.1	0.3	0.2	0.4	0.5	0.6	0.5	0.4	0.4	0.3	0.3	0.3	0.4
525	alfa	1.3	0.8	1.0	1.3	1.3	1.4	1.5	1.4	1.4	1.3	0.9	1.0	1.2
525	beta	6.3	10.7	8.3	9.9	12.7	13.0	9.2	9.0	9.4	7.9	9.4	8.8	9.5
526	MEDIA OBS	45	51	70	125	252	285	223	191	129	133	83	72	1658
526	SD OBS	34	60	38	73	150	95	87	88	63	99	47	58	333
526	MAX OBS	138	261	139	282	539	511	423	470	255	486	196	227	2242
526	MIN OBS	1	0	6	16	28	105	18	89	44	16	11	0	817
526	NDLLM OBS	4	4	7	10	14	17	15	14	11	11	8	6	121
526	P(HS)	0.1	0.1	0.2	0.3	0.3	0.4	0.3	0.3	0.2	0.3	0.2	0.2	0.2
526	P(HH)	0.2	0.3	0.4	0.4	0.6	0.7	0.7	0.6	0.5	0.5	0.4	0.3	0.5
526	alfa	0.8	0.7	0.8	0.7	0.9	1.0	1.4	1.1	1.1	0.9	0.8	0.9	0.9
526	beta	12.1	17.1	12.7	17.5	19.2	16.6	11.1	11.9	10.9	12.6	12.1	13.0	13.9
528	MEDIA OBS	55	63	80	158	323	390	313	272	171	158	114	94	2192
528	SD OBS	40	73	43	97	197	141	119	122	82	95	74	70	377
528	MAX OBS	173	336	170	391	695	648	531	560	322	400	273	271	2722
528	MIN OBS	0	0	4	0	30	86	60	28	66	2	9	0	1020
528	NDLLM OBS	4	3	6	9	15	17	15	15	10	10	8	6	119
528	P(HS)	0.1	0.1	0.1	0.2	0.3	0.4	0.3	0.3	0.2	0.2	0.2	0.1	0.2
528	P(HH)	0.3	0.2	0.4	0.5	0.7	0.7	0.7	0.7	0.6	0.5	0.5	0.5	0.5
528	alfa	1.3	0.9	1.1	1.1	1.3	1.3	1.6	1.7	1.6	1.3	1.0	1.1	1.3
528	beta	10.5	20.6	12.2	15.7	16.6	17.5	12.7	11.2	10.4	11.5	14.1	14.3	13.9
529	MEDIA OBS	20	22	37	71	145	181	148	128	79	65	38	33	967
529	SD OBS	19	25	21	44	91	72	58	71	32	43	29	24	171
529	MAX OBS	70	106	95	198	334	384	275	425	137	180	108	91	1241
529	MIN OBS	0	0	0	5	18	44	23	43	25	0	0	0	564
529	NDLLM OBS	3	3	4	8	13	15	13	12	9	8	5	4	97
529	P(HS)	0.1	0.1	0.1	0.2	0.3	0.3	0.3	0.3	0.2	0.2	0.1	0.1	0.2
529	P(HH)	0.2	0.1	0.3	0.4	0.6	0.7	0.6	0.6	0.5	0.4	0.3	0.3	0.4
529	alfa	1.6	1.2	1.5	1.3	1.4	1.1	1.6	1.4	1.4	1.5	1.7	1.1	1.4
529	beta	4.7	6.5	5.5	7.1	8.0	10.4	6.9	7.8	6.3	5.4	4.4	7.3	6.7
530	MEDIA OBS	35	36	53	95	189	214	177	152	98	87	63	48	1248
530	SD OBS	29	35	31	57	119	90	69	65	47	58	40	37	249
530	MAX OBS	132	132	139	213	429	531	306	338	180	281	171	149	1608
530	MIN OBS	0	0	4	5	13	88	22	63	27	5	3	1	652
530	NDLLM OBS	5	5	7	11	16	19	17	16	12	12	9	7	136
530	P(HS)	0.1	0.1	0.2	0.3	0.4	0.4	0.4	0.3	0.3	0.3	0.2	0.2	0.3
530	P(HH)	0.3	0.3	0.4	0.5	0.7	0.7	0.7	0.7	0.6	0.5	0.5	0.4	0.5
530	alfa	0.6	0.8	0.6	0.7	0.8	0.7	1.0	0.8	1.0	0.9	0.7	0.7	0.8

NID ESTACION	PARAMETRO	ENE	FEB	MAR	ABR	MAY	JUN	JUL	AGO	SEP	OCT	NOV	DIC	ANUAL
530	beta	11.7	9.3	10.9	11.6	14.2	15.5	10.2	11.2	8.1	8.3	10.1	10.3	11.0
531	MEDIA OBS	33	34	52	96	188	230	192	163	98	90	62	51	1287
531	SD OBS	29	37	33	58	111	94	81	78	43	59	40	39	232
531	MAX OBS	138	143	159	220	438	485	400	408	185	279	159	146	1743
531	MIN OBS	2	0	1	23	33	84	44	58	35	4	4	0	689
531	NDLLM OBS	5	5	6	11	17	19	18	17	13	12	9	8	141
531	P(HS)	0.1	0.1	0.2	0.2	0.4	0.4	0.4	0.4	0.3	0.3	0.2	0.2	0.3
531	P(HH)	0.3	0.3	0.4	0.6	0.7	0.8	0.7	0.7	0.7	0.6	0.5	0.4	0.6
531	alfa	0.7	0.7	0.5	0.7	0.9	1.0	1.0	0.9	0.8	1.0	0.8	0.6	0.8
531	beta	9.1	9.9	13.8	11.7	12.9	12.4	11.2	10.2	8.7	7.6	8.8	10.7	10.6
533	MEDIA OBS	16	20	27	60	148	182	133	130	74	54	35	30	910
533	SD OBS	18	24	20	46	103	83	64	82	35	42	36	26	181
533	MAX OBS	68	103	91	184	361	437	259	366	147	167	166	99	1351
533	MIN OBS	0	0	0	3	6	40	22	28	18	0	0	0	460
533	NDLLM OBS	3	3	5	8	13	16	14	14	10	8	6	5	103
533	P(HS)	0.1	0.1	0.1	0.2	0.3	0.3	0.3	0.3	0.2	0.2	0.1	0.1	0.2
533	P(HH)	0.2	0.2	0.3	0.4	0.6	0.7	0.7	0.6	0.6	0.5	0.4	0.3	0.5
533	alfa	0.8	0.8	0.7	0.8	0.8	0.9	0.9	0.8	0.7	0.8	0.9	0.6	0.8
533	beta	7.6	8.9	7.9	9.8	14.1	13.3	10.4	11.2	11.1	8.2	7.1	11.6	10.1
535	MEDIA OBS	34	31	44	91	179	192	169	159	90	82	57	37	1166
535	SD OBS	28	30	26	60	119	82	72	65	44	55	38	36	241
535	MAX OBS	112	112	108	313	544	396	294	391	186	235	144	150	1719
535	MIN OBS	1	0	1	17	21	44	26	38	27	3	0	0	732
535	NDLLM OBS	4	4	5	10	16	18	17	16	12	11	8	5	125
535	P(HS)	0.1	0.1	0.1	0.2	0.3	0.4	0.4	0.3	0.3	0.2	0.2	0.1	0.2
535	P(HH)	0.3	0.3	0.3	0.5	0.7	0.7	0.7	0.7	0.6	0.5	0.5	0.3	0.5
535	alfa	1.0	0.7	1.1	1.0	1.3	1.1	1.1	1.0	0.9	1.0	0.8	0.8	1.0
535	beta	7.9	10.8	7.1	9.8	9.0	10.0	8.8	9.7	8.2	7.3	10.0	9.4	9.0
536	MEDIA OBS	49	54	76	158	317	387	296	288	166	165	119	96	2171
536	SD OBS	33	55	51	96	195	165	118	138	83	115	69	75	423
536	MAX OBS	168	240	244	319	691	751	536	661	344	523	267	272	2983
536	MIN OBS	0	0	6	13	2	85	46	124	58	5	10	0	1295
536	NDLLM OBS	4	4	5	11	16	18	15	15	12	12	9	7	128
536	P(HS)	0.1	0.1	0.1	0.2	0.3	0.4	0.3	0.3	0.3	0.3	0.2	0.2	0.2
536	P(HH)	0.3	0.3	0.4	0.5	0.7	0.7	0.7	0.7	0.6	0.5	0.5	0.4	0.5
536	alfa	1.2	0.9	1.0	0.8	1.1	1.2	1.3	1.2	1.0	1.1	0.9	0.9	1.0
536	beta	9.2	15.0	13.2	18.3	18.9	18.8	14.3	15.9	13.7	13.1	14.9	15.2	15.0
538	MEDIA OBS	47	52	63	125	270	319	253	230	144	134	96	71	1804
538	SD OBS	51	58	41	91	185	141	112	121	85	93	75	66	424
538	MAX OBS	246	234	146	326	653	734	560	572	355	350	382	293	2414
538	MIN OBS	0	0	8	5	20	86	47	16	8	0	7	0	699
538	NDLLM OBS	3	3	5	8	13	15	14	13	9	9	7	5	104
538	P(HS)	0.1	0.1	0.1	0.2	0.3	0.3	0.3	0.3	0.2	0.2	0.2	0.1	0.2
538	P(HH)	0.2	0.3	0.3	0.4	0.5	0.6	0.7	0.6	0.5	0.5	0.4	0.3	0.4
538	alfa	0.7	1.1	0.8	1.1	1.2	1.3	1.4	1.5	1.2	1.2	0.7	1.2	1.1
538	beta	19.9	14.2	14.4	14.9	16.9	16.5	12.9	11.6	13.0	11.7	18.8	12.3	14.8
540	MEDIA OBS	42	38	57	110	230	282	211	193	119	104	63	54	1504
540	SD OBS	46	41	37	69	142	130	87	87	71	76	52	46	360
540	MAX OBS	193	151	148	309	572	712	381	415	355	330	210	163	2444
540	MIN OBS	0	0	1	2	8	62	28	51	15	1	0	0	669

NID ESTACION	PARAMETRO	ENE	FEB	MAR	ABR	MAY	JUN	JUL	AGO	SEP	OCT	NOV	DIC	ANUAL
540	NDLLM OBS	4	4	6	10	15	18	17	15	11	10	7	6	124
540	P(HS)	0.1	0.1	0.1	0.2	0.4	0.4	0.4	0.4	0.2	0.2	0.2	0.2	0.2
540	P(HH)	0.2	0.3	0.4	0.5	0.7	0.7	0.7	0.7	0.6	0.5	0.4	0.4	0.5
540	alfa	0.6	0.8	0.8	0.8	0.9	0.9	0.9	1.1	1.0	0.9	0.7	0.6	0.8
540	beta	16.2	12.4	12.4	14.5	16.4	17.8	14.1	11.0	10.6	10.8	12.4	14.3	13.6
542	MEDIA OBS	60	62	78	158	293	357	289	244	153	160	110	82	2045
542	SD OBS	69	61	50	100	177	129	140	118	82	101	75	73	391
542	MAX OBS	377	245	245	389	602	621	644	520	348	397	324	240	2627
542	MIN OBS	0	0	4	22	20	132	46	112	54	8	0	0	937
542	NDLLM OBS	5	4	6	10	15	17	16	15	11	11	8	6	126
542	P(HS)	0.1	0.1	0.2	0.3	0.3	0.4	0.3	0.3	0.3	0.3	0.2	0.1	0.2
542	P(HH)	0.3	0.3	0.4	0.5	0.6	0.7	0.7	0.7	0.6	0.5	0.5	0.4	0.5
542	alfa	0.8	1.1	1.1	0.9	1.1	1.2	1.2	1.2	1.1	1.0	0.8	0.7	1.0
542	beta	15.4	13.6	10.9	16.5	18.3	17.3	15.3	13.7	12.3	13.9	16.7	18.4	15.2
544	MEDIA OBS	67	68	83	162	281	339	289	246	161	161	111	90	2057
544	SD OBS	58	70	42	86	167	114	129	105	74	97	65	67	375
544	MAX OBS	293	320	197	309	650	651	559	536	326	385	299	260	2655
544	MIN OBS	4	0	9	47	19	140	52	98	57	17	10	0	958
544	NDLLM OBS	5	5	6	10	15	17	16	15	11	11	8	7	126
544	P(HS)	0.1	0.1	0.2	0.3	0.4	0.3	0.3	0.3	0.2	0.2	0.2	0.2	0.2
544	P(HH)	0.2	0.3	0.4	0.5	0.7	0.7	0.7	0.7	0.6	0.6	0.5	0.4	0.5
544	alfa	1.0	0.9	0.8	1.0	1.2	1.3	1.4	1.3	1.4	1.3	1.0	1.0	1.1
544	beta	13.6	16.7	14.6	15.2	15.6	15.3	13.4	12.6	10.2	11.7	13.8	13.2	13.8
545	MEDIA OBS	34	31	50	98	214	278	212	170	107	97	67	52	1411
545	SD OBS	29	33	34	64	139	135	101	87	51	61	48	51	365
545	MAX OBS	100	131	174	242	571	685	488	455	201	267	203	259	2476
545	MIN OBS	0	0	0	12	22	41	26	30	18	3	0	0	388
545	NDLLM OBS	5	4	7	10	15	18	16	16	12	12	9	8	132
545	P(HS)	0.1	0.1	0.2	0.2	0.3	0.4	0.3	0.3	0.3	0.3	0.2	0.2	0.2
545	P(HH)	0.3	0.3	0.4	0.5	0.6	0.7	0.7	0.7	0.6	0.5	0.5	0.4	0.5
545	alfa	0.7	0.7	0.7	0.8	0.9	1.0	1.0	0.9	0.8	0.8	0.7	0.7	0.8
545	beta	10.0	10.4	9.9	12.4	14.8	16.4	13.1	11.6	12.0	10.3	9.9	9.0	11.6
546	MEDIA OBS	47	42	75	157	330	415	320	284	162	139	96	70	2139
546	SD OBS	41	47	52	103	190	179	146	116	71	105	73	61	362
546	MAX OBS	168	203	210	459	701	878	606	607	312	521	324	236	2809
546	MIN OBS	0	0	1	21	18	138	77	125	56	0	0	1	1255
546	NDLLM OBS	5	4	6	10	17	18	17	15	12	12	8	7	130
546	P(HS)	0.1	0.1	0.1	0.2	0.4	0.4	0.3	0.3	0.2	0.2	0.2	0.2	0.2
546	P(HH)	0.3	0.3	0.5	0.5	0.7	0.8	0.7	0.7	0.6	0.6	0.5	0.4	0.5
546	alfa	0.7	0.8	0.6	0.8	0.9	0.9	1.0	1.0	1.0	0.7	0.7	0.6	0.8
546	beta	13.5	14.8	17.9	20.7	22.0	24.6	18.5	18.9	14.4	18.1	16.5	15.3	17.9
547	MEDIA OBS	83	79	112	217	426	560	414	386	225	219	155	132	3008
547	SD OBS	61	80	59	139	268	250	189	168	103	149	114	95	565
547	MAX OBS	262	340	291	740	975	1019	834	789	451	701	572	367	4205
547	MIN OBS	5	0	28	18	25	60	65	149	92	5	14	0	1739
547	NDLLM OBS	7	5	8	12	17	19	17	16	13	13	10	9	144
547	P(HS)	0.2	0.2	0.2	0.3	0.4	0.4	0.3	0.4	0.3	0.3	0.2	0.2	0.3
547	P(HH)	0.4	0.3	0.5	0.6	0.7	0.8	0.7	0.7	0.6	0.6	0.5	0.5	0.6
547	alfa	0.8	0.6	0.6	0.7	1.0	0.9	1.1	1.3	0.9	0.9	0.7	0.7	0.8
547	beta	15.6	22.9	21.7	27.0	26.8	33.8	23.7	18.5	20.1	19.7	21.6	22.5	22.8

NID ESTACION	PARAMETRO	ENE	FEB	MAR	ABR	MAY	JUN	JUL	AGO	SEP	OCT	NOV	DIC	ANUAL
548	MEDIA OBS	69	64	89	155	298	355	299	275	187	165	119	95	2171
548	SD OBS	44	48	46	65	150	122	116	124	61	84	53	60	398
548	MAX OBS	197	213	236	280	642	757	575	697	312	349	247	213	3001
548	MIN OBS	0	0	15	45	31	139	82	150	71	13	16	2	1104
548	NDLLM OBS	7	6	7	13	18	21	19	19	15	14	12	10	161
548	P(HS)	0.2	0.2	0.2	0.3	0.4	0.4	0.4	0.4	0.3	0.3	0.3	0.2	0.3
548	P(HH)	0.4	0.4	0.5	0.6	0.7	0.8	0.8	0.8	0.7	0.6	0.6	0.5	0.6
548	alfa	1.5	1.5	1.9	2.0	1.9	2.0	2.1	2.0	2.0	2.2	2.0	1.5	1.9
548	beta	6.2	6.4	5.5	6.1	8.6	8.6	7.4	7.3	6.2	5.3	4.9	6.7	6.6
549	MEDIA OBS	58	50	81	160	306	390	298	274	170	148	103	82	2121
549	SD OBS	63	43	43	99	169	171	111	121	78	103	74	76	377
549	MAX OBS	338	169	207	450	700	785	507	599	289	464	314	328	2670
549	MIN OBS	3	0	11	32	18	95	84	141	35	12	12	0	1142
549	NDLLM OBS	5	4	6	11	16	18	17	16	12	11	9	7	132
549	P(HS)	0.1	0.1	0.2	0.2	0.3	0.4	0.3	0.3	0.3	0.2	0.2	0.2	0.2
549	P(HH)	0.3	0.3	0.4	0.5	0.7	0.8	0.7	0.7	0.6	0.6	0.5	0.4	0.5
549	alfa	1.1	1.0	0.9	0.8	1.2	1.0	1.3	1.2	1.5	1.1	0.8	0.7	1.0
549	beta	10.5	12.2	13.5	17.1	15.4	22.7	14.2	14.1	9.8	12.2	14.4	17.0	14.4
550	MEDIA OBS	80	85	118	223	473	594	466	430	234	234	164	140	3240
550	SD OBS	48	84	63	126	318	249	215	208	115	151	103	98	629
550	MAX OBS	197	363	309	601	1246	1035	958	931	472	596	504	381	4822
550	MIN OBS	3	0	5	18	35	133	92	157	26	5	15	0	1655
550	NDLLM OBS	6	5	7	11	16	18	17	16	12	12	10	8	136
550	P(HS)	0.1	0.1	0.2	0.2	0.3	0.4	0.3	0.4	0.2	0.3	0.2	0.2	0.2
550	P(HH)	0.3	0.4	0.4	0.6	0.7	0.8	0.7	0.7	0.6	0.5	0.5	0.5	0.6
550	alfa	1.4	0.8	0.9	0.9	1.1	1.2	1.1	1.3	1.1	1.0	0.8	0.9	1.0
550	beta	10.1	20.9	18.1	22.3	26.5	28.2	24.7	20.4	17.8	19.7	22.8	20.5	21.0
551	MEDIA OBS	68	62	92	154	293	376	275	258	169	168	116	104	2133
551	SD OBS	43	53	46	88	161	142	104	108	72	98	72	72	374
551	MAX OBS	180	229	233	372	616	722	509	549	294	395	361	320	2784
551	MIN OBS	0	0	13	15	21	94	71	120	65	5	12	2	1146
551	NDLLM OBS	7	6	8	13	18	20	18	18	14	14	11	9	157
551	P(HS)	0.2	0.2	0.2	0.3	0.4	0.4	0.4	0.4	0.3	0.3	0.3	0.2	0.3
551	P(HH)	0.4	0.4	0.4	0.6	0.8	0.8	0.8	0.7	0.6	0.6	0.5	0.5	0.6
551	alfa	1.0	0.7	0.8	0.8	1.0	1.1	1.3	1.2	1.1	0.9	0.7	0.7	0.9
551	beta	9.6	14.5	12.9	14.3	16.2	17.2	11.8	12.1	11.2	12.8	15.0	15.0	13.6
553	MEDIA OBS	107	103	148	267	462	589	477	413	252	263	181	159	3420
553	SD OBS	71	106	74	157	241	204	189	178	117	178	112	119	609
553	MAX OBS	254	498	334	705	939	1018	842	930	484	710	456	557	4470
553	MIN OBS	5	0	29	51	28	224	121	211	93	26	16	7	1725
553	NDLLM OBS	6	5	7	12	17	19	18	17	13	13	10	9	149
553	P(HS)	0.2	0.1	0.2	0.3	0.4	0.4	0.4	0.3	0.3	0.3	0.3	0.2	0.3
553	P(HH)	0.3	0.3	0.4	0.6	0.7	0.8	0.7	0.7	0.6	0.6	0.5	0.4	0.6
553	alfa	0.9	0.6	0.9	0.9	1.1	1.2	1.2	1.2	1.2	0.9	0.7	0.7	1.0
553	beta	19.4	29.6	19.2	23.4	23.1	25.7	23.1	20.1	16.2	22.4	24.0	24.6	22.6
554	MEDIA OBS	70	68	96	195	345	438	375	317	191	201	140	115	2553
554	SD OBS	55	68	49	124	209	220	175	166	99	150	104	90	586
554	MAX OBS	214	281	265	580	804	921	795	754	458	679	427	407	3485
554	MIN OBS	0	0	30	38	26	100	76	24	42	7	7	3	1397
554	NDLLM OBS	6	5	7	11	17	18	17	16	12	13	10	8	139

NID ESTACION	PARAMETRO	ENE	FEB	MAR	ABR	MAY	JUN	JUL	AGO	SEP	OCT	NOV	DIC	ANUAL
554	P(HS)	0.2	0.1	0.2	0.2	0.3	0.4	0.3	0.3	0.3	0.3	0.2	0.2	0.2
554	P(HH)	0.3	0.4	0.5	0.6	0.7	0.8	0.7	0.7	0.6	0.6	0.5	0.5	0.6
554	alfa	1.0	0.7	1.0	1.0	1.0	1.0	1.3	1.2	1.0	0.9	0.8	0.7	1.0
554	beta	12.0	20.5	13.5	18.3	19.7	23.8	17.5	16.9	15.0	17.4	18.9	19.6	17.8
555	MEDIA OBS	47	44	74	133	273	342	287	258	142	131	85	66	1882
555	SD OBS	32	43	46	74	151	177	140	136	67	85	50	50	393
555	MAX OBS	121	191	226	297	575	938	578	661	257	450	179	202	2791
555	MIN OBS	0	0	21	18	29	19	40	41	16	5	8	0	785
555	NDLLM OBS	4	3	6	9	15	16	15	14	11	10	8	6	118
555	P(HS)	0.1	0.1	0.1	0.2	0.3	0.3	0.3	0.3	0.2	0.2	0.2	0.1	0.2
555	P(HH)	0.3	0.3	0.4	0.5	0.6	0.7	0.7	0.6	0.6	0.5	0.5	0.4	0.5
555	alfa	1.5	1.3	1.3	1.2	1.7	1.3	1.5	1.6	1.4	1.4	1.5	1.2	1.4
555	beta	7.5	10.2	9.7	12.1	11.2	15.8	12.4	11.3	9.4	8.8	7.3	9.3	10.4
556	MEDIA OBS	61	57	91	161	336	432	328	307	183	173	119	96	2345
556	SD OBS	42	55	48	82	191	182	142	143	78	110	75	69	443
556	MAX OBS	179	265	226	303	758	828	606	720	311	508	363	287	3381
556	MIN OBS	3	0	20	21	32	110	60	109	46	7	12	0	1211
556	NDLLM OBS	7	6	8	13	18	20	19	18	14	14	11	9	157
556	P(HS)	0.2	0.1	0.2	0.3	0.4	0.4	0.4	0.4	0.3	0.3	0.3	0.2	0.3
556	P(HH)	0.4	0.4	0.5	0.6	0.8	0.8	0.8	0.8	0.6	0.6	0.6	0.5	0.6
556	alfa	1.1	0.6	0.7	0.8	0.9	0.9	1.0	1.1	0.9	0.8	0.7	0.7	0.9
556	beta	8.7	15.9	13.6	15.5	20.3	23.0	16.8	15.4	14.0	14.2	15.5	13.8	15.5
557	MEDIA OBS	62	58	95	161	354	441	356	321	191	171	124	88	2421
557	SD OBS	45	59	52	92	195	185	147	143	85	113	85	69	411
557	MAX OBS	182	280	234	392	752	885	624	712	366	523	375	286	3205
557	MIN OBS	3	0	10	19	18	111	105	103	73	4	9	0	1257
557	NDLLM OBS	5	4	7	10	16	18	16	16	12	12	9	7	134
557	P(HS)	0.1	0.1	0.2	0.2	0.3	0.4	0.3	0.3	0.2	0.3	0.2	0.2	0.2
557	P(HH)	0.3	0.3	0.4	0.5	0.7	0.8	0.7	0.7	0.6	0.6	0.5	0.4	0.5
557	alfa	1.1	0.8	0.8	0.9	1.1	0.9	1.2	1.2	1.0	0.9	0.7	0.7	1.0
557	beta	10.5	17.3	16.8	17.4	19.7	26.6	17.5	16.4	14.8	15.4	18.3	16.9	17.3
558	MEDIA OBS	80	84	137	233	504	605	466	445	252	264	175	152	3398
558	SD OBS	66	85	80	136	341	242	215	202	138	211	107	151	733
558	MAX OBS	316	371	362	468	1169	1137	974	1075	593	1072	404	692	4886
558	MIN OBS	0	0	22	19	30	138	119	169	59	6	14	0	1446
558	NDLLM OBS	5	5	7	10	16	18	15	15	11	12	9	7	130
558	P(HS)	0.1	0.1	0.2	0.2	0.3	0.3	0.3	0.3	0.2	0.3	0.2	0.2	0.2
558	P(HH)	0.3	0.3	0.4	0.5	0.7	0.7	0.7	0.7	0.6	0.6	0.5	0.4	0.5
558	alfa	1.1	0.8	1.0	1.2	1.0	1.3	1.2	1.4	1.0	0.9	0.8	0.9	1.1
558	beta	14.0	21.9	18.0	20.1	33.6	25.6	26.2	21.4	22.2	25.1	25.0	21.8	22.9
559	MEDIA OBS	34	33	55	98	206	249	199	183	108	90	64	48	1366
559	SD OBS	30	32	35	58	115	99	79	90	48	62	41	38	260
559	MAX OBS	117	123	175	250	428	497	377	431	204	321	164	121	1897
559	MIN OBS	0	0	3	17	14	81	45	54	33	3	6	0	842
559	NDLLM OBS	5	4	7	11	16	19	17	17	13	11	9	7	137
559	P(HS)	0.1	0.1	0.2	0.3	0.3	0.4	0.4	0.3	0.3	0.3	0.2	0.2	0.3
559	P(HH)	0.3	0.3	0.4	0.5	0.7	0.7	0.7	0.7	0.6	0.6	0.5	0.4	0.5
559	alfa	0.6	0.7	0.8	0.7	1.1	1.0	1.1	0.9	0.7	0.8	0.7	0.6	0.8
559	beta	10.4	10.8	9.6	12.5	11.9	13.2	11.0	11.9	11.6	9.7	10.2	10.4	11.1
560	MEDIA OBS	62	57	89	144	294	356	285	248	151	153	110	91	2041

NID ESTACION	PARAMETRO	ENE	FEB	MAR	ABR	MAY	JUN	JUL	AGO	SEP	OCT	NOV	DIC	ANUAL
560	SD OBS	41	45	44	76	150	137	133	99	67	94	65	74	342
560	MAX OBS	164	225	205	331	603	677	708	547	272	420	277	377	2629
560	MIN OBS	0	0	20	20	32	98	65	97	10	6	12	5	1191
560	NDLLM OBS	8	8	9	17	22	23	21	21	17	16	14	12	188
560	P(HS)	0.2	0.2	0.2	0.4	0.5	0.5	0.4	0.5	0.3	0.3	0.3	0.3	0.3
560	P(HH)	0.4	0.4	0.6	0.7	0.8	0.9	0.8	0.8	0.7	0.7	0.6	0.6	0.7
560	alfa	0.7	0.5	0.5	0.5	0.7	0.8	0.6	0.8	0.7	0.7	0.6	0.6	0.6
560	beta	11.4	14.4	14.7	16.4	19.1	19.8	23.1	15.4	13.1	13.5	14.4	13.7	15.7
561	MEDIA OBS	84	73	123	206	361	437	351	335	208	206	152	124	2661
561	SD OBS	54	64	58	100	178	153	139	131	87	120	96	81	436
561	MAX OBS	227	273	290	462	732	684	595	691	391	442	488	358	3723
561	MIN OBS	5	0	26	24	40	126	87	135	83	8	14	0	1556
561	NDLLM OBS	7	6	8	12	17	19	18	17	13	13	11	9	150
561	P(HS)	0.2	0.1	0.2	0.3	0.4	0.4	0.3	0.3	0.3	0.3	0.3	0.2	0.3
561	P(HH)	0.3	0.5	0.5	0.6	0.7	0.8	0.7	0.7	0.7	0.6	0.5	0.5	0.6
561	alfa	1.2	0.9	1.0	1.2	1.4	1.6	1.5	1.4	1.3	1.3	0.9	1.0	1.2
561	beta	10.7	14.1	13.2	13.4	14.5	14.7	13.7	14.3	12.0	12.4	15.9	13.6	13.6
562	MEDIA OBS	50	49	69	127	246	296	242	228	137	116	101	68	1729
562	SD OBS	41	43	37	68	135	102	96	100	57	65	64	48	302
562	MAX OBS	161	175	146	325	527	488	442	484	285	338	271	183	2274
562	MIN OBS	1	0	5	26	16	108	45	79	46	8	11	0	923
562	NDLLM OBS	7	7	8	14	19	22	20	20	15	15	13	10	169
562	P(HS)	0.2	0.2	0.2	0.3	0.4	0.4	0.4	0.4	0.3	0.3	0.3	0.2	0.3
562	P(HH)	0.4	0.5	0.5	0.6	0.8	0.8	0.8	0.8	0.7	0.7	0.6	0.5	0.7
562	alfa	0.6	0.5	0.7	0.7	0.9	0.9	0.9	0.8	0.7	0.8	0.6	0.6	0.7
562	beta	10.5	15.9	10.8	13.3	13.9	14.6	13.0	14.0	12.3	10.2	12.7	11.0	12.7
563	MEDIA OBS	76	68	103	183	377	472	362	331	194	181	136	101	2585
563	SD OBS	64	61	56	106	209	213	165	141	90	109	89	71	450
563	MAX OBS	298	285	239	449	814	999	655	703	408	436	418	330	3504
563	MIN OBS	4	0	5	20	21	117	86	124	75	7	8	0	1403
563	NDLLM OBS	6	5	7	11	16	18	16	16	12	12	9	8	136
563	P(HS)	0.1	0.1	0.2	0.2	0.3	0.3	0.3	0.3	0.3	0.3	0.2	0.2	0.2
563	P(HH)	0.3	0.4	0.5	0.6	0.7	0.8	0.7	0.7	0.6	0.6	0.5	0.5	0.6
563	alfa	1.0	0.8	1.0	0.9	1.2	1.1	1.3	1.6	1.1	1.1	1.1	1.1	1.1
563	beta	12.6	17.1	13.8	18.0	18.9	22.5	17.2	13.6	14.1	14.3	13.6	11.4	15.6
564	MEDIA OBS	59	59	105	170	314	387	331	298	176	163	125	98	2285
564	SD OBS	44	56	99	90	162	153	125	121	77	90	76	68	392
564	MAX OBS	165	236	598	346	673	775	637	624	347	351	345	286	2969
564	MIN OBS	0	0	18	31	13	130	144	109	59	10	13	11	1301
564	NDLLM OBS	7	7	11	17	22	23	22	21	16	15	12	10	184
564	P(HS)	0.2	0.2	0.3	0.4	0.5	0.5	0.4	0.4	0.3	0.3	0.3	0.2	0.3
564	P(HH)	0.4	0.4	0.6	0.7	0.8	0.9	0.8	0.8	0.7	0.7	0.6	0.6	0.7
564	alfa	0.7	0.5	0.6	0.6	0.7	0.8	0.9	0.8	0.8	1.0	0.7	0.7	0.7
564	beta	11.1	17.7	14.3	15.6	19.6	20.4	17.0	17.5	14.4	11.2	15.0	14.4	15.7
568	MEDIA OBS	55	50	81	155	285	342	284	260	154	128	94	71	1959
568	SD OBS	45	43	49	90	156	143	100	101	56	74	53	55	364
568	MAX OBS	200	162	257	411	621	825	505	502	256	384	233	229	2521
568	MIN OBS	3	2	16	42	32	136	152	102	47	16	12	0	1164
568	NDLLM OBS	9	8	10	16	21	22	22	21	17	16	13	11	186
568	P(HS)	0.2	0.2	0.2	0.4	0.5	0.5	0.4	0.4	0.4	0.3	0.3	0.2	0.3

NID ESTACION	PARAMETRO	ENE	FEB	MAR	ABR	MAY	JUN	JUL	AGO	SEP	OCT	NOV	DIC	ANUAL
568	P(HH)	0.5	0.5	0.6	0.7	0.8	0.8	0.8	0.8	0.7	0.7	0.6	0.6	0.7
568	alfa	0.4	0.4	0.5	0.5	0.7	0.8	0.8	0.8	0.7	0.6	0.5	0.6	0.6
568	beta	15.3	17.0	13.5	21.3	19.3	19.4	16.4	15.8	13.6	13.0	14.0	11.3	15.8
569	MEDIA OBS	124	115	174	296	545	654	524	496	301	294	221	195	3938
569	SD OBS	83	98	90	148	294	279	208	203	126	174	127	116	700
569	MAX OBS	383	422	476	706	1117	1272	1039	989	524	830	690	513	5255
569	MIN OBS	11	0	10	46	36	187	131	207	130	26	27	0	2182
569	NDLLM OBS	9	7	9	14	19	21	20	20	17	16	14	12	177
569	P(HS)	0.2	0.2	0.2	0.3	0.4	0.4	0.4	0.4	0.4	0.3	0.3	0.3	0.3
569	P(HH)	0.5	0.5	0.5	0.6	0.8	0.8	0.8	0.8	0.7	0.7	0.6	0.6	0.7
569	alfa	0.8	0.6	0.8	0.7	0.9	1.0	1.0	1.0	0.8	0.9	0.7	0.7	0.8
569	beta	17.9	26.8	21.9	27.7	30.3	31.4	26.0	24.6	22.1	21.6	22.3	23.0	24.6
571	MEDIA OBS	87	82	129	211	419	500	394	369	224	218	146	127	2907
571	SD OBS	68	74	76	113	241	245	182	164	126	157	85	86	616
571	MAX OBS	293	319	355	551	858	1051	960	830	524	847	389	370	4549
571	MIN OBS	5	0	3	27	52	114	87	144	46	13	11	0	1731
571	NDLLM OBS	7	6	8	13	18	19	18	17	14	14	11	10	154
571	P(HS)	0.2	0.2	0.2	0.3	0.4	0.4	0.3	0.4	0.3	0.3	0.3	0.2	0.3
571	P(HH)	0.4	0.5	0.5	0.6	0.7	0.8	0.8	0.7	0.6	0.7	0.5	0.5	0.6
571	alfa	0.8	0.5	0.8	0.8	0.9	1.0	1.0	1.1	0.8	0.7	0.7	0.6	0.8
571	beta	14.7	25.0	18.3	21.6	25.3	26.8	22.2	20.3	19.8	22.6	18.4	20.8	21.3
572	MEDIA OBS	54	52	77	131	252	293	249	226	136	122	95	73	1759
572	SD OBS	36	43	38	70	144	105	101	98	55	68	49	51	271
572	MAX OBS	135	188	184	314	627	591	495	502	230	324	200	233	2382
572	MIN OBS	2	0	30	30	34	114	82	84	45	10	11	0	1184
572	NDLLM OBS	7	7	8	13	19	21	19	19	14	14	12	10	163
572	P(HS)	0.2	0.2	0.2	0.3	0.4	0.4	0.4	0.4	0.3	0.3	0.3	0.2	0.3
572	P(HH)	0.4	0.5	0.5	0.6	0.7	0.8	0.8	0.7	0.7	0.7	0.6	0.5	0.6
572	alfa	0.8	0.6	0.8	0.8	0.9	1.1	0.9	1.0	0.9	0.9	0.8	0.8	0.9
572	beta	9.1	13.1	9.8	12.6	14.0	12.7	14.0	12.5	11.2	9.9	9.8	9.1	11.5
573	MEDIA OBS	46	47	66	131	279	319	271	246	140	109	77	57	1790
573	SD OBS	47	42	41	81	172	139	141	128	73	78	39	48	362
573	MAX OBS	213	152	166	322	659	762	732	579	329	428	187	186	2504
573	MIN OBS	1	0	15	19	18	125	68	82	38	9	10	1	1102
573	NDLLM OBS	10	8	10	16	22	23	22	22	18	17	14	12	193
573	P(HS)	0.2	0.2	0.3	0.4	0.5	0.5	0.5	0.5	0.4	0.4	0.3	0.3	0.4
573	P(HH)	0.5	0.5	0.5	0.7	0.8	0.8	0.8	0.8	0.7	0.7	0.6	0.6	0.7
573	alfa	0.3	0.3	0.3	0.3	0.5	0.5	0.5	0.5	0.3	0.4	0.4	0.4	0.4
573	beta	18.9	16.8	16.2	23.3	25.9	25.6	24.5	22.6	23.3	15.6	13.9	14.1	20.1
574	MEDIA OBS	130	106	163	315	560	672	559	508	311	243	198	155	3920
574	SD OBS	120	81	93	183	329	304	228	233	145	156	116	116	747
574	MAX OBS	509	328	370	816	1177	1474	1134	1221	592	816	534	506	5305
574	MIN OBS	2	1	53	83	67	262	202	161	67	28	33	4	2485
574	NDLLM OBS	11	9	11	17	22	23	22	22	18	17	16	13	201
574	P(HS)	0.2	0.2	0.3	0.4	0.5	0.5	0.5	0.5	0.3	0.4	0.3	0.3	0.4
574	P(HH)	0.6	0.5	0.6	0.7	0.8	0.9	0.8	0.8	0.8	0.7	0.7	0.6	0.7
574	alfa	0.3	0.4	0.4	0.4	0.6	0.7	0.7	0.6	0.5	0.5	0.5	0.5	0.5
574	beta	36.8	30.5	28.7	44.1	43.4	43.0	37.3	37.5	34.9	28.7	27.6	23.6	34.7
575	MEDIA OBS	122	115	165	262	438	460	384	365	216	251	202	140	3121
575	SD OBS	100	106	100	155	266	198	164	174	118	197	91	111	897
575	MAX OBS	499	541	500	717	1139	844	717	835	533	953	418	562	5034
575	MIN OBS	20	4	54	87	38	112	121	184	55	43	71	5	1581

NID ESTACION	PARAMETRO	ENE	FEB	MAR	ABR	MAY	JUN	JUL	AGO	SEP	OCT	NOV	DIC	ANUAL
575	NDLLM OBS	9	8	10	15	18	21	19	18	14	15	13	10	171
575	P(HS)	0.2	0.2	0.2	0.3	0.4	0.4	0.3	0.4	0.3	0.3	0.3	0.2	0.3
575	P(HH)	0.5	0.5	0.6	0.7	0.8	0.8	0.8	0.7	0.7	0.7	0.6	0.6	0.7
575	alfa	1.0	1.2	1.0	1.1	1.3	1.2	1.2	1.1	1.1	1.1	1.0	1.0	1.1
575	beta	13.4	11.5	14.1	16.4	18.4	17.7	16.6	19.1	13.4	15.7	15.2	14.0	15.5
576	MEDIA OBS	50	47	67	122	230	271	222	212	125	106	80	61	1595
576	SD OBS	48	40	44	64	139	111	86	99	57	67	42	43	300
576	MAX OBS	190	180	239	249	639	541	464	478	260	361	177	168	2245
576	MIN OBS	1	0	19	28	26	114	90	96	30	12	14	2	983
576	NDLLM OBS	10	9	10	15	21	23	22	22	18	18	14	12	195
576	P(HS)	0.2	0.2	0.3	0.3	0.5	0.5	0.5	0.5	0.4	0.4	0.3	0.3	0.4
576	P(HH)	0.5	0.5	0.5	0.7	0.8	0.9	0.8	0.8	0.8	0.7	0.6	0.6	0.7
576	alfa	0.4	0.5	0.5	0.6	0.7	0.8	0.7	0.7	0.5	0.5	0.6	0.5	0.6
576	beta	13.6	10.8	10.6	14.2	14.7	14.8	13.7	14.8	13.2	11.2	9.9	9.2	12.6
577	MEDIA OBS	66	64	101	159	242	308	257	235	155	149	117	96	1950
577	SD OBS	50	46	43	76	131	127	92	92	61	75	73	85	363
577	MAX OBS	222	201	214	359	529	646	438	457	269	325	335	457	2523
577	MIN OBS	3	4	33	59	36	69	111	112	65	20	18	2	1052
577	NDLLM OBS	8	7	9	15	19	21	19	20	16	15	13	10	171
577	P(HS)	0.2	0.2	0.2	0.3	0.4	0.5	0.4	0.4	0.3	0.3	0.3	0.2	0.3
577	P(HH)	0.5	0.5	0.5	0.7	0.8	0.8	0.8	0.8	0.7	0.7	0.6	0.5	0.6
577	alfa	0.8	0.7	0.9	0.7	0.8	0.9	1.1	0.9	1.0	0.9	0.7	0.8	0.9
577	beta	11.0	12.1	10.2	15.7	15.3	16.1	12.2	12.7	9.9	11.0	12.4	11.6	12.5
581	MEDIA OBS	49	46	64	110	184	213	175	165	104	89	66	54	1319
581	SD OBS	39	36	46	59	104	86	67	76	43	55	35	42	226
581	MAX OBS	153	144	249	263	420	487	336	412	194	275	141	215	1676
581	MIN OBS	1	3	8	25	33	85	59	54	39	10	4	0	869
581	NDLLM OBS	10	8	10	15	20	22	20	20	17	16	13	11	183
581	P(HS)	0.2	0.2	0.3	0.3	0.5	0.5	0.4	0.5	0.4	0.3	0.3	0.2	0.3
581	P(HH)	0.5	0.5	0.6	0.7	0.8	0.8	0.8	0.8	0.7	0.7	0.6	0.6	0.7
581	alfa	0.4	0.5	0.5	0.5	0.7	0.7	0.7	0.7	0.5	0.6	0.6	0.6	0.6
581	beta	12.5	12.8	11.9	15.5	13.5	14.7	11.9	12.0	12.1	9.4	8.3	8.7	11.9
584	MEDIA OBS	73	61	91	143	231	254	215	203	137	138	111	97	1753
584	SD OBS	41	46	34	62	121	102	73	80	57	70	52	66	273
584	MAX OBS	176	205	166	299	513	511	354	463	220	309	247	307	2269
584	MIN OBS	6	2	29	32	37	67	74	103	48	20	23	1	912
584	NDLLM OBS	11	9	11	17	21	22	21	20	17	18	15	13	194
584	P(HS)	0.2	0.2	0.3	0.4	0.5	0.4	0.4	0.4	0.3	0.4	0.3	0.3	0.3
584	P(HH)	0.5	0.5	0.6	0.7	0.8	0.8	0.8	0.8	0.7	0.7	0.7	0.6	0.7
584	alfa	0.7	0.6	0.7	0.8	0.9	0.8	0.9	0.9	0.9	0.9	0.8	0.7	0.8
584	beta	9.4	11.3	9.6	10.6	12.0	13.8	11.0	10.7	8.8	8.8	9.1	10.7	10.5
585	MEDIA OBS	71	62	89	132	225	244	202	202	127	125	100	88	1668
585	SD OBS	48	43	32	62	115	96	71	88	51	65	42	56	259
585	MAX OBS	217	187	160	317	487	528	372	453	206	343	223	300	2221
585	MIN OBS	6	5	36	32	20	94	79	101	35	22	27	11	1131
585	NDLLM OBS	15	13	13	20	24	25	24	24	20	20	18	16	233
585	P(HS)	0.3	0.3	0.3	0.4	0.5	0.5	0.5	0.5	0.4	0.4	0.4	0.3	0.4
585	P(HH)	0.7	0.6	0.7	0.8	0.9	0.9	0.9	0.9	0.8	0.8	0.8	0.7	0.8
585	alfa	0.5	0.5	0.5	0.5	0.7	0.7	0.6	0.7	0.6	0.6	0.6	0.6	0.6
585	beta	9.4	10.3	10.1	12.3	14.5	14.4	13.0	12.7	10.5	9.6	9.0	8.8	11.2

NID ESTACION	PARAMETRO	ENE	FEB	MAR	ABR	MAY	JUN	JUL	AGO	SEP	OCT	NOV	DIC	ANUAL
588	MEDIA OBS	50	46	61	104	182	195	168	157	101	91	71	57	1284
588	SD OBS	34	34	26	52	102	73	82	67	38	57	30	40	221
588	MAX OBS	150	145	125	256	442	375	430	391	172	284	139	209	1671
588	MIN OBS	2	1	18	17	27	85	54	71	41	15	19	2	806
588	NDLLM OBS	11	9	11	16	21	23	21	21	18	17	15	13	195
588	P(HS)	0.2	0.2	0.3	0.3	0.5	0.5	0.5	0.5	0.4	0.4	0.3	0.3	0.4
588	P(HH)	0.5	0.5	0.6	0.7	0.8	0.8	0.8	0.8	0.8	0.7	0.7	0.6	0.7
588	alfa	0.5	0.5	0.6	0.6	0.7	0.7	0.5	0.7	0.6	0.7	0.7	0.6	0.6
588	beta	8.8	9.4	8.0	12.1	13.1	12.9	15.1	10.4	8.7	7.6	6.7	7.8	10.0
589	MEDIA OBS	63	51	74	121	198	211	185	179	113	108	81	66	1451
589	SD OBS	41	41	30	53	98	80	79	73	38	63	33	49	237
589	MAX OBS	181	167	137	236	420	422	390	415	188	296	137	252	1906
589	MIN OBS	3	2	22	22	59	89	80	88	52	20	25	1	978
589	NDLLM OBS	11	9	11	18	22	23	22	22	18	18	15	12	200
589	P(HS)	0.2	0.2	0.3	0.4	0.5	0.5	0.5	0.4	0.4	0.4	0.3	0.3	0.4
589	P(HH)	0.6	0.5	0.6	0.7	0.8	0.9	0.8	0.8	0.8	0.7	0.7	0.6	0.7
589	alfa	0.7	0.6	0.7	0.7	0.7	0.8	0.7	0.8	0.8	0.8	0.8	0.7	0.7
589	beta	8.6	9.6	7.9	10.2	12.5	10.8	11.7	10.2	8.0	7.5	7.2	8.2	9.4
590	MEDIA OBS	67	56	80	137	229	243	211	196	129	113	82	68	1611
590	SD OBS	42	40	35	59	114	91	93	84	47	63	33	46	281
590	MAX OBS	186	159	144	262	472	486	457	467	212	289	136	231	2226
590	MIN OBS	1	1	28	22	32	109	91	45	41	19	24	7	982
590	NDLLM OBS	12	9	11	17	21	23	22	21	18	18	15	13	200
590	P(HS)	0.3	0.2	0.3	0.4	0.5	0.5	0.5	0.5	0.4	0.4	0.4	0.3	0.4
590	P(HH)	0.6	0.5	0.6	0.7	0.8	0.8	0.8	0.8	0.8	0.7	0.6	0.6	0.7
590	alfa	0.5	0.5	0.6	0.6	0.7	0.8	0.7	0.7	0.6	0.7	0.6	0.6	0.6
590	beta	11.8	12.5	9.7	13.4	15.7	13.8	14.3	12.6	11.3	9.7	9.1	8.8	11.9
591	MEDIA OBS	116	100	140	221	295	326	275	259	179	179	160	144	2394
591	SD OBS	70	65	56	94	152	97	68	106	63	90	64	83	330
591	MAX OBS	301	294	276	459	619	508	393	545	289	402	286	425	2887
591	MIN OBS	12	18	63	76	46	132	104	115	64	39	56	12	1444
591	NDLLM OBS	13	11	11	20	23	25	24	23	20	19	18	15	222
591	P(HS)	0.3	0.3	0.4	0.5	0.5	0.6	0.5	0.5	0.5	0.4	0.4	0.3	0.4
591	P(HH)	0.6	0.6	0.7	0.8	0.9	0.9	0.9	0.8	0.8	0.7	0.7	0.7	0.7
591	alfa	0.5	0.6	0.6	0.7	0.7	0.8	0.9	0.8	0.8	0.7	0.7	0.7	0.7
591	beta	19.3	15.8	14.8	16.9	18.5	15.9	13.3	14.3	11.4	12.9	12.5	13.6	14.9
593	MEDIA OBS	148	122	167	245	369	403	344	350	231	235	196	188	2998
593	SD OBS	79	77	64	101	191	126	111	132	87	121	80	113	398
593	MAX OBS	402	378	300	534	830	706	558	776	363	511	414	583	3809
593	MIN OBS	13	9	54	48	41	161	121	177	71	54	73	9	1934
593	NDLLM OBS	15	13	12	19	22	23	22	23	20	20	18	16	223
593	P(HS)	0.3	0.3	0.4	0.4	0.5	0.6	0.5	0.5	0.4	0.4	0.4	0.3	0.4
593	P(HH)	0.6	0.6	0.7	0.7	0.8	0.9	0.8	0.8	0.8	0.8	0.7	0.7	0.7
593	alfa	0.7	0.6	0.7	0.7	0.8	0.8	0.9	0.9	0.8	0.8	0.7	0.7	0.8
593	beta	14.8	16.5	14.7	17.7	20.0	20.6	16.8	16.3	13.9	15.7	14.9	16.7	16.5
594	MEDIA OBS	93	88	115	167	245	257	222	203	145	148	116	99	1899
594	SD OBS	63	59	50	66	134	102	79	64	48	70	52	56	339
594	MAX OBS	298	277	220	350	500	514	392	339	222	335	246	280	2738
594	MIN OBS	8	11	32	58	55	89	74	35	48	44	32	13	1279
594	NDLLM OBS	13	11	14	19	22	23	22	22	19	18	16	14	214
594	P(HS)	0.3	0.3	0.4	0.4	0.5	0.5	0.4	0.5	0.4	0.4	0.4	0.3	0.4
594	P(HH)	0.6	0.6	0.6	0.7	0.8	0.9	0.8	0.8	0.8	0.8	0.7	0.6	0.7

NID ESTACION	PARAMETRO	ENE	FEB	MAR	ABR	MAY	JUN	JUL	AGO	SEP	OCT	NOV	DIC	ANUAL
594	alfa	0.6	0.5	0.6	0.6	0.7	0.9	0.8	0.9	1.0	0.8	0.7	0.8	0.7
594	beta	13.0	17.5	12.1	13.8	14.8	13.0	12.6	10.8	8.0	9.7	10.1	8.3	12.0
595	MEDIA OBS	72	66	98	141	228	244	201	200	141	119	99	80	1689
595	SD OBS	46	44	41	66	129	88	76	75	50	58	43	55	338
595	MAX OBS	220	167	176	320	547	480	374	461	242	263	198	237	2402
595	MIN OBS	7	2	29	40	21	78	27	106	24	28	30	8	674
595	NDLLM OBS	12	10	12	18	22	23	21	22	19	18	15	13	204
595	P(HS)	0.3	0.2	0.3	0.4	0.5	0.5	0.4	0.5	0.4	0.4	0.3	0.3	0.4
595	P(HH)	0.6	0.5	0.6	0.7	0.8	0.9	0.8	0.8	0.8	0.7	0.7	0.6	0.7
595	alfa	0.7	0.6	0.6	0.6	0.8	1.0	0.9	0.8	0.8	0.8	0.7	0.8	0.8
595	beta	9.1	10.9	10.2	12.1	12.6	11.2	10.1	11.0	9.0	8.3	9.6	8.1	10.2
596	MEDIA OBS	142	119	173	241	359	407	329	337	227	225	197	186	2941
596	SD OBS	78	84	60	99	194	134	110	129	92	123	98	112	420
596	MAX OBS	325	397	308	495	832	707	511	738	376	543	492	587	3893
596	MIN OBS	17	14	79	47	36	155	105	169	71	60	80	13	1851
596	NDLLM OBS	13	11	12	17	21	22	21	21	18	19	16	15	208
596	P(HS)	0.3	0.3	0.3	0.4	0.4	0.5	0.4	0.4	0.4	0.4	0.4	0.3	0.4
596	P(HH)	0.6	0.6	0.6	0.7	0.8	0.8	0.8	0.8	0.8	0.8	0.7	0.7	0.7
596	alfa	0.7	0.7	0.8	0.8	1.0	0.9	0.9	1.0	0.9	0.9	0.8	0.8	0.9
596	beta	14.4	15.8	14.4	17.1	18.3	20.8	16.2	15.5	13.5	13.5	15.3	15.3	15.9
597	MEDIA OBS	87	77	120	178	300	308	272	264	185	146	116	95	2148
597	SD OBS	52	47	48	75	129	98	93	88	69	75	54	54	317
597	MAX OBS	242	193	228	320	545	510	563	541	324	328	210	292	2797
597	MIN OBS	6	1	49	22	93	146	159	147	73	36	22	13	1394
597	NDLLM OBS	12	10	11	17	21	23	22	22	19	18	15	14	203
597	P(HS)	0.3	0.3	0.3	0.4	0.5	0.5	0.5	0.5	0.4	0.4	0.4	0.3	0.4
597	P(HH)	0.5	0.5	0.6	0.7	0.8	0.9	0.8	0.8	0.8	0.7	0.7	0.6	0.7
597	alfa	0.6	0.7	0.7	0.8	1.0	0.9	1.0	1.0	0.8	0.8	0.8	0.8	0.8
597	beta	13.1	11.6	11.6	13.7	14.6	14.7	12.5	12.6	12.6	10.3	9.8	8.6	12.1
598	MEDIA OBS	196	166	235	320	458	491	413	426	294	298	261	257	3815
598	SD OBS	101	102	86	141	251	155	142	160	116	162	124	148	549
598	MAX OBS	469	494	393	704	1091	883	667	980	495	716	565	741	4832
598	MIN OBS	25	29	99	62	52	198	146	228	81	89	118	22	2329
598	NDLLM OBS	14	12	12	18	21	22	21	22	19	19	17	16	214
598	P(HS)	0.3	0.3	0.3	0.4	0.4	0.5	0.4	0.4	0.4	0.4	0.4	0.4	0.4
598	P(HH)	0.6	0.6	0.7	0.7	0.8	0.8	0.8	0.8	0.8	0.8	0.7	0.7	0.7
598	alfa	0.8	0.7	0.8	0.7	0.9	0.8	0.8	0.9	0.9	0.9	0.8	0.8	0.8
598	beta	17.7	19.5	18.6	25.4	25.1	29.5	23.4	21.1	17.0	17.6	18.4	19.9	21.1
599	MEDIA OBS	131	94	130	140	242	350	340	320	261	234	154	154	2549
599	SD OBS	77	55	68	70	119	121	116	91	133	101	63	73	369
599	MAX OBS	377	235	259	365	690	561	592	481	645	452	280	362	3338
599	MIN OBS	18	10	10	28	79	106	125	165	46	69	52	47	1761
599	NDLLM OBS	16	13	12	16	21	23	23	23	21	20	17	17	223
599	P(HS)	0.4	0.3	0.4	0.3	0.5	0.5	0.5	0.5	0.5	0.4	0.4	0.3	0.4
599	P(HH)	0.7	0.6	0.6	0.7	0.8	0.9	0.8	0.8	0.8	0.8	0.7	0.7	0.7
599	alfa	0.6	0.5	0.5	0.7	0.7	1.0	1.0	1.0	0.9	0.7	0.8	0.8	0.8
599	beta	13.3	14.6	16.2	12.1	16.4	15.0	15.0	14.2	14.1	15.6	11.3	10.8	14.1
600	MEDIA OBS	109	89	134	191	315	329	282	289	199	164	137	112	2351
600	SD OBS	70	53	54	83	141	110	96	106	82	82	62	61	351
600	MAX OBS	378	216	289	378	590	565	513	621	364	473	295	339	3107

NID ESTACION	PARAMETRO	ENE	FEB	MAR	ABR	MAY	JUN	JUL	AGO	SEP	OCT	NOV	DIC	ANUAL
600	MIN OBS	18	10	66	67	75	143	135	135	81	48	42	16	1611
600	NDLLM OBS	14	11	12	19	22	23	22	23	19	18	16	15	214
600	P(HS)	0.3	0.3	0.4	0.4	0.5	0.5	0.4	0.5	0.4	0.4	0.4	0.3	0.4
600	P(HH)	0.6	0.6	0.6	0.7	0.8	0.9	0.8	0.8	0.8	0.8	0.7	0.7	0.7
600	alfa	0.5	0.5	0.6	0.6	0.8	0.9	0.9	0.8	0.7	0.7	0.7	0.7	0.7
600	beta	15.9	15.3	14.8	15.9	17.3	16.9	13.9	15.6	15.6	11.9	11.4	10.6	14.6
601	MEDIA OBS	76	64	97	146	237	254	220	223	154	118	94	76	1759
601	SD OBS	44	42	56	65	107	76	74	79	69	61	42	45	265
601	MAX OBS	174	147	290	277	528	451	366	385	302	353	199	238	2498
601	MIN OBS	10	2	0	48	63	126	106	112	49	30	17	3	1194
601	NDLLM OBS	12	9	10	17	21	22	21	21	18	17	14	13	196
601	P(HS)	0.3	0.2	0.3	0.4	0.5	0.5	0.5	0.5	0.4	0.4	0.4	0.3	0.4
601	P(HH)	0.5	0.5	0.6	0.7	0.8	0.8	0.8	0.8	0.7	0.7	0.6	0.6	0.7
601	alfa	0.5	0.5	0.5	0.7	0.9	0.8	0.9	0.8	0.7	0.7	0.8	0.6	0.7
601	beta	11.7	14.4	15.0	13.0	12.9	14.3	11.6	13.2	11.7	9.6	8.6	9.1	12.1
602	MEDIA OBS	111	95	136	175	241	258	228	233	164	145	130	110	2027
602	SD OBS	54	53	55	69	109	78	62	59	61	55	55	51	264
602	MAX OBS	253	222	321	329	447	493	356	359	278	306	268	280	2609
602	MIN OBS	25	11	58	51	48	131	123	130	40	47	54	32	1424
602	NDLLM OBS	17	15	13	21	23	24	24	24	20	20	19	18	237
602	P(HS)	0.4	0.4	0.4	0.4	0.6	0.6	0.5	0.5	0.4	0.4	0.5	0.4	0.5
602	P(HH)	0.7	0.6	0.7	0.8	0.8	0.9	0.9	0.8	0.8	0.8	0.8	0.7	0.8
602	alfa	0.6	0.7	0.5	0.7	0.9	1.0	1.0	0.9	0.8	0.8	0.8	0.7	0.8
602	beta	10.6	10.0	13.9	11.4	11.0	11.3	9.9	11.4	10.1	8.7	9.0	8.6	10.5
604	MEDIA OBS	211	170	246	297	424	438	391	407	294	284	256	249	3668
604	SD OBS	103	90	94	111	197	132	133	135	110	127	110	127	493
604	MAX OBS	464	401	440	516	843	736	721	806	470	558	577	645	4694
604	MIN OBS	33	46	113	86	64	171	148	200	124	115	103	43	2612
604	NDLLM OBS	15	12	12	17	20	21	19	20	18	17	17	16	205
604	P(HS)	0.3	0.3	0.3	0.4	0.5	0.4	0.4	0.4	0.4	0.4	0.3	0.4	0.4
604	P(HH)	0.6	0.6	0.6	0.7	0.8	0.8	0.8	0.8	0.8	0.7	0.7	0.7	0.7
604	alfa	1.0	0.9	0.8	1.1	1.2	1.2	1.2	1.2	0.9	1.2	1.0	0.9	1.0
604	beta	14.0	16.3	19.4	16.0	18.1	17.9	17.5	17.3	17.8	13.5	15.6	17.1	16.7
605	MEDIA OBS	97	82	114	140	217	226	199	192	150	128	123	100	1769
605	SD OBS	48	50	43	66	89	68	69	70	80	67	65	47	309
605	MAX OBS	229	196	223	284	395	348	345	334	482	400	327	191	2914
605	MIN OBS	19	8	48	43	50	123	62	73	28	54	31	20	1169
605	NDLLM OBS	17	13	13	19	22	22	22	22	19	18	18	17	221
605	P(HS)	0.4	0.3	0.4	0.4	0.5	0.5	0.4	0.5	0.4	0.4	0.4	0.4	0.4
605	P(HH)	0.7	0.6	0.7	0.7	0.8	0.8	0.8	0.8	0.7	0.7	0.7	0.7	0.7
605	alfa	0.6	0.7	0.6	0.7	0.9	0.8	0.9	0.9	0.8	0.9	0.8	0.8	0.8
605	beta	9.1	9.4	12.1	10.0	10.5	12.4	10.6	9.8	10.1	7.9	9.2	7.9	9.9
606	MEDIA OBS	254	191	301	357	493	557	478	472	349	336	284	278	4348
606	SD OBS	134	117	143	145	263	204	166	167	153	179	122	130	654
606	MAX OBS	550	511	691	614	1101	1191	838	931	663	841	539	579	5909
606	MIN OBS	45	20	115	105	57	189	163	203	109	138	110	55	3164
606	NDLLM OBS	17	14	13	19	22	22	21	22	20	20	18	18	227
606	P(HS)	0.3	0.3	0.4	0.4	0.5	0.5	0.4	0.5	0.4	0.4	0.4	0.4	0.4
606	P(HH)	0.7	0.6	0.7	0.7	0.8	0.8	0.8	0.8	0.8	0.8	0.7	0.7	0.8
606	alfa	0.6	0.6	0.6	0.8	0.8	0.9	0.9	0.9	0.7	0.8	0.8	0.7	0.8
606	beta	22.9	21.3	30.7	24.5	27.4	28.9	25.9	23.7	25.8	20.6	19.2	21.3	24.4

NID ESTACION	PARAMETRO	ENE	FEB	MAR	ABR	MAY	JUN	JUL	AGO	SEP	OCT	NOV	DIC	ANUAL
607	MEDIA OBS	133	104	177	224	333	372	322	327	217	212	173	154	2749
607	SD OBS	89	78	91	103	208	129	125	136	109	129	99	85	451
607	MAX OBS	351	307	402	481	850	664	605	719	401	555	409	340	3585
607	MIN OBS	11	13	40	46	29	92	117	102	53	42	25	6	1938
607	NDLLM OBS	11	9	10	14	17	18	17	17	14	14	12	12	163
607	P(HS)	0.2	0.2	0.3	0.3	0.4	0.4	0.4	0.4	0.3	0.3	0.3	0.3	0.3
607	P(HH)	0.5	0.5	0.5	0.6	0.7	0.8	0.7	0.7	0.6	0.6	0.6	0.5	0.6
607	alfa	0.8	0.7	0.7	0.9	1.0	1.0	1.0	1.0	0.8	0.9	0.8	0.8	0.9
607	beta	16.4	16.5	21.1	18.8	19.2	19.6	19.5	19.1	19.7	16.8	16.7	16.8	18.4
608	MEDIA OBS	231	185	268	325	401	461	408	408	303	312	268	273	3844
608	SD OBS	123	113	114	126	200	140	139	141	126	153	115	124	503
608	MAX OBS	560	488	486	554	795	787	710	745	552	639	547	557	4966
608	MIN OBS	41	25	84	99	58	181	141	172	129	119	84	70	2877
608	NDLLM OBS	13	11	11	16	18	19	18	18	15	16	15	15	184
608	P(HS)	0.3	0.3	0.3	0.4	0.4	0.4	0.4	0.4	0.3	0.3	0.3	0.3	0.3
608	P(HH)	0.6	0.5	0.6	0.7	0.7	0.8	0.7	0.7	0.7	0.7	0.7	0.7	0.7
608	alfa	1.3	1.1	1.0	1.4	1.5	1.6	1.5	1.6	1.4	1.5	1.5	1.3	1.4
608	beta	13.4	16.1	19.0	15.1	14.7	15.1	15.8	14.4	14.4	13.0	12.4	14.1	14.8
609	MEDIA OBS	77	66	104	139	191	227	196	186	127	126	96	89	1624
609	SD OBS	55	54	57	76	123	86	97	84	72	86	57	53	276
609	MAX OBS	212	235	268	376	494	414	408	389	255	346	234	216	2135
609	MIN OBS	3	5	29	30	26	42	58	50	28	15	17	4	1101
609	NDLLM OBS	9	8	8	11	15	16	14	14	11	11	10	9	135
609	P(HS)	0.2	0.2	0.2	0.3	0.3	0.4	0.3	0.3	0.3	0.3	0.2	0.2	0.3
609	P(HH)	0.4	0.4	0.5	0.6	0.6	0.7	0.6	0.6	0.6	0.5	0.5	0.5	0.5
609	alfa	0.7	0.7	0.6	0.9	0.9	1.0	0.9	0.9	0.7	0.8	0.7	0.8	0.8
609	beta	11.9	12.8	18.1	13.5	14.6	14.6	16.1	14.4	15.5	14.5	13.6	12.4	14.3
610	MEDIA OBS	189	156	220	244	332	369	305	312	226	242	224	217	3037
610	SD OBS	78	101	84	116	187	137	116	139	117	126	94	96	656
610	MAX OBS	344	433	375	583	879	767	566	682	582	586	572	440	5637
610	MIN OBS	49	12	78	66	70	138	111	103	40	62	94	51	1939
610	NDLLM OBS	15	12	13	17	20	20	20	21	17	17	17	17	205
610	P(HS)	0.3	0.3	0.3	0.3	0.5	0.4	0.4	0.4	0.3	0.3	0.3	0.3	0.4
610	P(HH)	0.7	0.6	0.7	0.7	0.8	0.8	0.8	0.8	0.7	0.8	0.7	0.7	0.7
610	alfa	0.9	0.8	1.0	1.0	1.1	1.2	1.1	0.9	0.9	1.1	1.1	0.9	1.0
610	beta	13.0	16.5	14.3	13.8	14.8	14.9	14.9	16.6	14.6	12.6	12.5	14.0	14.4
611	MEDIA OBS	144	113	161	195	248	287	247	245	170	205	163	156	2333
611	SD OBS	68	81	81	84	131	97	100	115	81	128	92	80	403
611	MAX OBS	291	327	359	385	593	500	463	471	321	533	415	347	3017
611	MIN OBS	44	3	54	72	19	122	95	71	52	43	33	25	1439
611	NDLLM OBS	16	12	13	19	22	22	21	21	19	19	18	17	219
611	P(HS)	0.3	0.3	0.3	0.4	0.5	0.4	0.4	0.5	0.3	0.4	0.4	0.3	0.4
611	P(HH)	0.7	0.7	0.7	0.8	0.8	0.9	0.8	0.8	0.8	0.8	0.8	0.8	0.8
611	alfa	0.9	0.7	0.6	1.0	1.0	0.9	0.9	0.9	0.9	0.9	0.8	0.8	0.8
611	beta	10.1	12.4	16.8	10.4	11.5	14.1	13.7	13.5	10.5	11.9	12.0	12.4	12.5
612	MEDIA OBS	176	136	191	249	269	330	256	276	233	219	207	202	2744
612	SD OBS	89	88	76	111	132	106	115	128	128	106	97	126	603
612	MAX OBS	425	380	363	523	530	663	518	597	644	472	509	632	4549
612	MIN OBS	23	6	65	85	41	158	98	75	57	63	56	23	1616
612	NDLLM OBS	16	13	13	18	20	21	18	20	18	18	17	17	207
612	P(HS)	0.3	0.3	0.3	0.4	0.5	0.4	0.3	0.4	0.3	0.4	0.4	0.3	0.4
612	P(HH)	0.7	0.7	0.7	0.7	0.8	0.8	0.8	0.8	0.8	0.7	0.7	0.7	0.7

NID ESTACION	PARAMETRO	ENE	FEB	MAR	ABR	MAY	JUN	JUL	AGO	SEP	OCT	NOV	DIC	ANUAL
612	alfa	0.9	0.7	0.8	1.0	1.0	1.1	0.9	1.0	1.0	1.0	1.0	0.9	0.9
612	beta	12.1	14.5	14.7	14.4	13.5	14.1	15.8	14.5	13.8	11.9	12.1	14.0	13.8
614	MEDIA OBS	101	81	119	158	205	238	190	179	138	146	119	114	1789
614	SD OBS	55	63	70	81	118	96	85	80	83	84	53	64	291
614	MAX OBS	254	261	322	346	496	418	399	341	347	335	260	279	2369
614	MIN OBS	22	7	22	28	41	60	62	65	18	16	43	17	1275
614	NDLLM OBS	14	11	11	15	19	18	16	17	15	15	14	15	179
614	P(HS)	0.3	0.3	0.3	0.3	0.5	0.4	0.3	0.4	0.3	0.3	0.3	0.3	0.3
614	P(HH)	0.6	0.5	0.6	0.7	0.7	0.7	0.7	0.7	0.7	0.7	0.7	0.7	0.7
614	alfa	0.6	0.5	0.5	0.7	0.7	0.9	0.8	0.7	0.6	0.7	0.6	0.6	0.7
614	beta	12.5	15.5	18.5	14.3	15.1	15.2	15.3	14.7	15.5	13.5	12.8	12.4	14.6
615	MEDIA OBS	214	159	223	275	355	399	342	359	278	285	248	248	3385
615	SD OBS	84	95	91	105	168	115	128	144	133	139	99	117	477
615	MAX OBS	376	447	450	520	702	649	573	685	615	636	447	561	4321
615	MIN OBS	58	15	75	87	43	169	131	110	97	89	69	54	2075
615	NDLLM OBS	20	16	14	21	24	23	22	24	22	22	20	20	248
615	P(HS)	0.4	0.4	0.4	0.5	0.6	0.5	0.4	0.5	0.5	0.5	0.4	0.4	0.5
615	P(HH)	0.7	0.7	0.8	0.8	0.9	0.9	0.8	0.8	0.8	0.8	0.8	0.8	0.8
615	alfa	0.8	0.7	0.7	0.8	0.9	0.9	0.8	0.7	0.7	0.8	0.8	0.8	0.8
615	beta	13.7	14.2	16.4	16.6	17.0	19.4	20.1	21.2	18.4	16.4	14.6	16.4	17.0
616	MEDIA OBS	15	15	32	24	46	48	41	37	27	19	21	17	343
616	SD OBS	19	17	52	19	42	38	37	39	37	22	20	19	155
616	MAX OBS	82	60	289	85	200	142	129	169	188	105	74	84	784
616	MIN OBS	0	0	0	0	1	0	0	0	0	0	0	0	87
616	NDLLM OBS	3	3	5	5	7	7	6	6	4	4	4	4	58
616	P(HS)	0.1	0.1	0.1	0.1	0.2	0.2	0.1	0.1	0.1	0.1	0.1	0.1	0.1
616	P(HH)	0.3	0.3	0.4	0.3	0.4	0.5	0.4	0.4	0.4	0.4	0.3	0.3	0.3
616	alfa	1.0	0.7	0.8	0.9	0.8	1.0	0.9	0.8	0.8	0.8	0.8	0.9	0.8
616	beta	4.5	7.6	7.9	4.9	8.8	6.8	7.7	8.0	8.3	5.6	6.9	5.1	6.9
617	MEDIA OBS	41	32	58	73	102	122	90	101	59	70	55	53	856
617	SD OBS	35	29	40	44	65	57	53	56	39	53	33	36	208
617	MAX OBS	147	123	187	188	239	243	187	215	133	236	152	134	1346
617	MIN OBS	0	0	11	14	22	0	4	14	8	14	8	1	402
617	NDLLM OBS	7	6	7	10	12	13	10	11	8	9	7	8	108
617	P(HS)	0.2	0.2	0.2	0.2	0.3	0.3	0.2	0.3	0.2	0.2	0.2	0.2	0.2
617	P(HH)	0.4	0.3	0.5	0.5	0.6	0.6	0.5	0.5	0.5	0.5	0.4	0.5	0.5
617	alfa	0.8	0.9	0.5	0.9	0.9	0.8	0.8	0.8	1.0	0.8	1.0	1.0	0.9
617	beta	7.5	6.4	14.6	7.7	9.3	11.1	11.7	10.6	7.3	9.5	7.7	6.9	9.2
618	MEDIA OBS	144	116	157	212	240	283	239	230	165	184	152	152	2273
618	SD OBS	76	77	76	105	143	124	109	85	92	113	71	94	475
618	MAX OBS	332	304	323	412	613	713	446	419	382	512	283	434	3154
618	MIN OBS	8	0	34	32	28	94	78	75	49	31	23	0	1127
618	NDLLM OBS	16	11	12	17	19	20	18	20	17	18	16	15	198
618	P(HS)	0.3	0.3	0.3	0.4	0.4	0.3	0.3	0.4	0.3	0.4	0.3	0.3	0.3
618	P(HH)	0.7	0.7	0.7	0.7	0.8	0.8	0.8	0.8	0.7	0.8	0.7	0.7	0.7
618	alfa	0.9	0.8	0.8	0.9	1.0	1.1	1.1	0.9	0.9	0.9	0.9	0.9	0.9
618	beta	10.9	12.8	12.4	13.2	12.2	13.1	12.1	13.4	11.5	11.3	10.7	11.5	12.1
619	MEDIA OBS	196	169	230	279	350	383	345	346	266	276	247	217	3305
619	SD OBS	86	98	97	114	148	149	113	132	117	108	87	96	513
619	MAX OBS	422	394	442	520	664	745	558	627	538	515	439	402	4403
619	MIN OBS	34	0	74	66	66	127	152	106	70	97	60	50	1950
619	NDLLM OBS	18	14	13	20	22	22	21	23	20	20	19	17	228

NID ESTACION	PARAMETRO	ENE	FEB	MAR	ABR	MAY	JUN	JUL	AGO	SEP	OCT	NOV	DIC	ANUAL
619	P(HS)	0.3	0.3	0.3	0.4	0.5	0.4	0.4	0.4	0.4	0.4	0.4	0.3	0.4
619	P(HH)	0.7	0.7	0.8	0.8	0.8	0.9	0.8	0.9	0.8	0.8	0.8	0.8	0.8
619	alfa	1.2	1.0	1.0	1.2	1.4	1.2	1.2	1.2	1.0	1.2	1.2	0.9	1.1
619	beta	9.3	11.8	12.7	11.7	11.4	14.9	13.8	12.6	13.6	11.2	11.0	13.6	12.3
621	MEDIA OBS	90	73	113	132	169	198	167	163	121	127	119	109	1580
621	SD OBS	51	51	67	73	84	103	102	89	79	86	55	72	292
621	MAX OBS	217	190	257	278	360	462	529	435	316	331	223	352	2128
621	MIN OBS	0	0	15	25	18	49	46	30	6	29	30	6	723
621	NDLLM OBS	10	8	9	12	14	14	13	13	12	12	11	11	141
621	P(HS)	0.3	0.2	0.2	0.3	0.3	0.3	0.3	0.3	0.3	0.3	0.3	0.2	0.3
621	P(HH)	0.5	0.4	0.5	0.6	0.6	0.6	0.6	0.6	0.6	0.6	0.5	0.6	0.6
621	alfa	0.8	0.5	0.6	0.8	0.9	0.8	0.6	0.7	0.6	0.6	0.8	0.7	0.7
621	beta	11.4	17.0	16.8	14.3	13.6	18.3	21.6	17.7	15.6	16.1	13.6	14.7	15.9
622	MEDIA OBS	25	23	37	43	63	67	62	50	40	43	30	24	508
622	SD OBS	21	18	25	28	40	36	43	26	28	29	16	19	95
622	MAX OBS	88	69	122	115	171	153	142	112	119	118	81	86	730
622	MIN OBS	1	0	6	3	9	0	3	5	1	6	6	3	303
622	NDLLM OBS	6	5	6	8	10	10	8	9	8	8	7	6	90
622	P(HS)	0.2	0.1	0.2	0.2	0.3	0.3	0.2	0.2	0.2	0.2	0.2	0.2	0.2
622	P(HH)	0.3	0.3	0.4	0.3	0.5	0.4	0.4	0.4	0.4	0.4	0.3	0.4	0.4
622	alfa	0.6	0.8	0.5	0.8	0.8	1.0	0.7	0.8	0.8	0.7	0.8	0.7	0.7
622	beta	6.9	6.2	11.5	6.7	7.6	7.1	10.5	7.4	6.8	7.8	5.3	6.1	7.5
623	MEDIA OBS	30	27	42	43	63	72	63	57	42	46	33	27	545
623	SD OBS	25	20	29	28	36	38	39	30	32	34	20	25	107
623	MAX OBS	123	66	150	107	141	173	142	145	129	143	91	109	757
623	MIN OBS	2	0	7	5	6	9	7	11	5	2	5	0	334
623	NDLLM OBS	6	5	6	8	10	10	9	9	8	8	7	6	92
623	P(HS)	0.1	0.1	0.2	0.2	0.3	0.3	0.2	0.2	0.2	0.2	0.2	0.1	0.2
623	P(HH)	0.3	0.3	0.4	0.4	0.5	0.5	0.5	0.4	0.4	0.4	0.3	0.4	0.4
623	alfa	0.6	0.9	0.5	0.8	0.7	0.9	0.7	0.8	0.7	0.8	0.9	0.7	0.7
623	beta	8.7	5.8	13.5	6.6	8.5	8.4	10.4	7.4	8.5	7.5	5.3	6.3	8.1
624	MEDIA OBS	49	41	64	71	106	105	104	90	61	69	69	59	889
624	SD OBS	35	28	44	35	66	64	82	48	40	42	50	48	161
624	MAX OBS	139	127	172	139	277	312	409	223	172	182	234	187	1192
624	MIN OBS	2	4	12	17	22	2	13	29	10	13	18	4	568
624	NDLLM OBS	9	8	9	12	15	14	12	12	10	11	10	9	131
624	P(HS)	0.2	0.2	0.2	0.3	0.3	0.3	0.3	0.3	0.2	0.2	0.2	0.2	0.2
624	P(HH)	0.5	0.4	0.5	0.6	0.7	0.6	0.6	0.6	0.6	0.6	0.5	0.5	0.6
624	alfa	0.7	0.7	0.5	1.0	0.9	0.6	0.7	0.7	0.9	0.8	0.9	0.5	0.7
624	beta	7.5	7.4	12.4	5.9	7.9	13.3	12.3	10.3	6.7	7.5	7.9	13.7	9.4
625	MEDIA OBS	185	141	175	210	242	269	230	237	175	204	190	196	2453
625	SD OBS	75	79	82	96	106	85	105	100	88	90	60	101	356
625	MAX OBS	387	308	398	434	501	439	612	518	399	379	323	518	3199
625	MIN OBS	60	20	43	56	33	123	81	87	65	72	85	52	1729
625	NDLLM OBS	21	17	15	21	23	22	21	22	21	22	21	21	245
625	P(HS)	0.5	0.4	0.5	0.5	0.5	0.5	0.5	0.5	0.4	0.5	0.5	0.5	0.5
625	P(HH)	0.8	0.7	0.8	0.8	0.8	0.8	0.8	0.8	0.8	0.8	0.8	0.8	0.8
625	alfa	0.7	0.5	0.6	0.7	0.7	0.8	0.7	0.7	0.6	0.7	0.8	0.7	0.7
625	beta	12.3	16.5	14.8	14.6	14.6	15.4	16.1	14.7	14.4	13.4	11.0	13.8	14.3
627	MEDIA OBS	127	108	131	163	201	242	188	180	148	154	142	147	1932
627	SD OBS	68	74	70	99	109	90	106	92	94	81	62	96	448
627	MAX OBS	287	277	306	439	474	505	430	404	375	366	271	374	2685

NID ESTACION	PARAMETRO	ENE	FEB	MAR	ABR	MAY	JUN	JUL	AGO	SEP	OCT	NOV	DIC	ANUAL
627	MIN OBS	1	6	12	21	22	98	17	28	8	46	0	2	1095
627	NDLLM OBS	16	14	11	16	19	20	18	19	16	17	16	15	198
627	P(HS)	0.3	0.3	0.3	0.3	0.4	0.4	0.3	0.4	0.3	0.3	0.3	0.3	0.3
627	P(HH)	0.7	0.6	0.7	0.7	0.8	0.8	0.8	0.8	0.8	0.7	0.7	0.7	0.7
627	alfa	0.9	0.8	0.8	1.0	1.0	0.9	0.9	0.9	0.8	0.9	1.0	0.7	0.9
627	beta	8.8	10.2	11.2	10.4	10.4	13.1	12.5	10.8	11.1	10.4	9.0	13.2	10.9
628	MEDIA OBS	212	164	207	258	292	312	291	289	223	243	233	213	2938
628	SD OBS	79	86	94	107	120	99	129	125	95	111	101	114	393
628	MAX OBS	446	344	461	511	521	523	712	673	424	432	576	514	3875
628	MIN OBS	29	27	66	63	45	149	105	94	81	70	100	0	2073
628	NDLLM OBS	18	15	13	20	21	21	20	21	19	19	18	18	221
628	P(HS)	0.3	0.3	0.3	0.4	0.5	0.4	0.3	0.4	0.3	0.4	0.3	0.3	0.4
628	P(HH)	0.8	0.7	0.7	0.8	0.8	0.8	0.8	0.8	0.8	0.8	0.8	0.8	0.8
628	alfa	1.3	1.1	1.0	1.3	1.1	1.2	1.2	1.2	1.2	1.3	1.4	1.1	1.2
628	beta	9.2	9.7	11.8	10.3	11.9	12.2	12.2	11.3	9.9	10.2	9.2	10.6	10.7
629	MEDIA OBS	12	11	17	27	38	31	41	34	17	19	16	17	281
629	SD OBS	13	12	11	27	32	24	36	32	17	19	11	23	126
629	MAX OBS	57	45	45	141	117	101	121	139	81	70	47	101	558
629	MIN OBS	0	0	0	1	3	2	0	0	0	0	0	0	58
629	NDLLM OBS	6	5	6	8	10	10	8	9	7	6	7	6	86
629	P(HS)	0.1	0.1	0.2	0.2	0.2	0.2	0.2	0.2	0.2	0.1	0.2	0.1	0.2
629	P(HH)	0.4	0.4	0.4	0.4	0.5	0.5	0.5	0.4	0.4	0.4	0.4	0.4	0.4
629	alfa	0.6	0.7	0.6	0.5	0.5	0.5	0.5	0.5	0.4	0.5	0.6	0.5	0.5
629	beta	3.5	3.7	3.8	6.4	8.0	6.8	10.9	8.2	5.7	6.6	4.2	5.7	6.1
630	MEDIA OBS	58	45	67	79	99	118	106	92	64	80	65	67	939
630	SD OBS	33	27	37	47	58	56	55	44	42	51	27	46	164
630	MAX OBS	126	105	133	205	285	242	289	177	184	219	114	247	1215
630	MIN OBS	7	3	14	19	16	40	26	24	11	14	17	4	547
630	NDLLM OBS	12	9	9	13	15	14	13	13	12	13	12	12	147
630	P(HS)	0.3	0.2	0.3	0.3	0.4	0.3	0.3	0.3	0.3	0.3	0.3	0.3	0.3
630	P(HH)	0.6	0.5	0.5	0.6	0.6	0.6	0.6	0.6	0.5	0.6	0.5	0.6	0.6
630	alfa	0.7	0.6	0.6	0.8	0.7	0.7	0.6	0.7	0.6	0.6	0.8	0.5	0.6
630	beta	7.6	8.9	10.9	8.0	9.4	11.6	13.3	10.0	9.7	10.4	6.9	10.5	9.8
632	MEDIA OBS	50	40	64	82	103	127	105	98	61	72	55	55	910
632	SD OBS	32	28	40	49	58	49	57	56	35	50	26	37	156
632	MAX OBS	157	145	151	220	223	235	257	293	130	228	112	162	1174
632	MIN OBS	11	4	13	19	0	49	18	29	9	13	17	4	593
632	NDLLM OBS	10	8	9	13	15	16	14	15	12	12	11	10	146
632	P(HS)	0.2	0.2	0.2	0.3	0.3	0.4	0.3	0.4	0.3	0.2	0.3	0.2	0.3
632	P(HH)	0.5	0.4	0.5	0.6	0.7	0.7	0.6	0.6	0.6	0.6	0.5	0.5	0.6
632	alfa	0.5	0.4	0.5	0.7	0.7	0.6	0.6	0.5	0.6	0.5	0.7	0.6	0.6
632	beta	8.9	11.7	11.6	9.2	9.0	12.4	12.2	12.3	7.9	11.5	7.2	8.6	10.2
633	MEDIA OBS	34	30	41	60	83	76	74	76	52	55	47	43	672
633	SD OBS	22	32	26	33	46	43	63	63	38	38	22	37	221
633	MAX OBS	89	156	105	142	177	236	289	284	155	154	95	189	1483
633	MIN OBS	0	0	9	12	12	3	0	7	7	7	12	1	333
633	NDLLM OBS	7	6	7	10	12	11	10	11	9	9	9	8	109
633	P(HS)	0.1	0.1	0.2	0.2	0.3	0.2	0.2	0.3	0.2	0.2	0.2	0.2	0.2
633	P(HH)	0.5	0.4	0.5	0.5	0.6	0.6	0.5	0.5	0.5	0.5	0.5	0.4	0.5
633	alfa	1.0	0.7	0.8	1.3	1.2	0.9	0.9	1.0	0.9	1.0	1.3	0.8	1.0
633	beta	4.7	8.0	6.3	4.9	5.5	7.6	8.1	7.3	6.2	5.7	4.0	6.3	6.2
635	MEDIA OBS	34	31	45	60	83	80	80	77	49	49	39	39	664

NID ESTACION	PARAMETRO	ENE	FEB	MAR	ABR	MAY	JUN	JUL	AGO	SEP	OCT	NOV	DIC	ANUAL
635	SD OBS	22	26	32	40	48	34	48	37	37	32	27	31	117
635	MAX OBS	103	132	127	163	204	158	171	167	160	135	113	159	973
635	MIN OBS	8	0	4	11	13	4	8	20	8	4	0	0	402
635	NDLLM OBS	7	6	7	9	12	11	10	12	8	9	8	8	107
635	P(HS)	0.2	0.2	0.2	0.2	0.3	0.3	0.2	0.3	0.2	0.2	0.2	0.2	0.2
635	P(HH)	0.4	0.4	0.4	0.5	0.6	0.6	0.5	0.5	0.4	0.4	0.4	0.4	0.5
635	alfa	0.8	0.7	0.6	0.9	1.0	0.7	0.8	0.6	0.8	0.8	1.1	0.5	0.8
635	beta	5.9	7.8	10.0	7.1	7.0	10.6	10.7	11.0	6.9	7.4	4.1	10.2	8.2
636	MEDIA OBS	87	65	86	116	142	144	141	130	94	102	94	96	1296
636	SD OBS	43	46	55	55	69	67	89	68	54	63	45	67	209
636	MAX OBS	190	169	243	227	297	293	492	294	224	272	237	338	1756
636	MIN OBS	15	2	13	31	29	13	21	25	11	25	38	15	873
636	NDLLM OBS	10	8	8	12	14	13	13	13	11	12	11	11	136
636	P(HS)	0.2	0.2	0.2	0.3	0.3	0.3	0.3	0.3	0.2	0.3	0.3	0.2	0.3
636	P(HH)	0.5	0.4	0.5	0.6	0.6	0.6	0.6	0.6	0.5	0.5	0.5	0.6	0.5
636	alfa	1.0	0.8	1.1	1.1	1.1	1.1	1.1	0.9	1.0	1.0	1.0	0.9	1.0
636	beta	8.6	9.7	8.1	8.6	8.9	9.9	10.3	11.2	8.4	9.1	8.3	8.9	9.2
637	MEDIA OBS	11	15	20	24	50	47	45	37	26	24	16	16	331
637	SD OBS	11	18	16	19	31	33	28	26	24	24	13	15	84
637	MAX OBS	50	85	54	89	119	183	118	101	110	120	61	59	608
637	MIN OBS	0	0	1	3	5	12	5	4	0	1	0	0	191
637	NDLLM OBS	3	4	4	6	9	8	8	8	6	6	5	5	71
637	P(HS)	0.1	0.1	0.1	0.2	0.2	0.2	0.2	0.2	0.2	0.2	0.1	0.1	0.2
637	P(HH)	0.2	0.2	0.2	0.3	0.4	0.4	0.4	0.4	0.3	0.3	0.2	0.2	0.3
637	alfa	0.6	0.4	0.5	0.7	0.8	0.6	0.9	0.7	0.6	0.7	0.8	0.7	0.7
637	beta	5.3	10.6	9.5	6.0	7.4	9.3	6.5	7.3	7.1	5.6	4.0	4.9	7.0
639	MEDIA OBS	50	42	57	85	93	95	86	79	60	64	60	63	834
639	SD OBS	32	36	34	42	50	50	56	42	32	44	23	43	179
639	MAX OBS	114	158	154	190	193	267	231	163	124	203	110	217	1309
639	MIN OBS	0	0	7	12	17	24	9	15	10	0	21	10	368
639	NDLLM OBS	9	7	8	11	13	12	11	12	10	10	10	10	124
639	P(HS)	0.2	0.2	0.2	0.3	0.3	0.3	0.2	0.3	0.2	0.2	0.3	0.2	0.3
639	P(HH)	0.5	0.4	0.5	0.5	0.5	0.6	0.6	0.5	0.5	0.5	0.4	0.5	0.5
639	alfa	0.8	0.6	0.9	0.9	0.8	0.9	0.8	0.7	0.8	1.0	0.9	0.9	0.8
639	beta	6.8	10.0	7.1	8.1	8.8	8.4	9.3	9.1	7.9	6.4	7.0	6.4	7.9
641	MEDIA OBS	14	12	21	22	33	23	18	19	14	15	11	13	215
641	SD OBS	12	17	34	17	70	22	22	22	13	15	7	13	129
641	MAX OBS	54	66	195	74	399	107	105	102	45	53	27	49	694
641	MIN OBS	0	0	1	1	0	0	0	0	0	0	1	0	72
641	NDLLM OBS	4	3	5	6	6	6	4	5	4	5	4	4	57
641	P(HS)	0.1	0.1	0.1	0.2	0.2	0.2	0.1	0.1	0.1	0.1	0.1	0.1	0.1
641	P(HH)	0.3	0.2	0.3	0.3	0.3	0.3	0.4	0.3	0.1	0.3	0.2	0.2	0.3
641	alfa	0.7	0.5	0.4	0.7	0.4	0.4	0.4	0.3	0.6	0.6	1.2	0.8	0.6
641	beta	5.0	8.4	11.7	5.7	12.9	9.2	10.8	12.4	6.0	4.9	2.1	3.9	7.8
650	MEDIA OBS	19	16	24	26	24	26	27	31	16	23	24	22	278
650	SD OBS	13	13	15	14	20	17	27	26	11	18	19	16	63
650	MAX OBS	48	44	56	54	98	57	109	142	38	74	80	81	388
650	MIN OBS	0	0	0	0	0	0	0	0	0	0	0	0	96
650	NDLLM OBS	6	5	6	7	7	7	7	8	6	7	7	7	81
650	P(HS)	0.2	0.1	0.2	0.2	0.2	0.2	0.2	0.2	0.1	0.2	0.2	0.2	0.2

NID ESTACION	PARAMETRO	ENE	FEB	MAR	ABR	MAY	JUN	JUL	AGO	SEP	OCT	NOV	DIC	ANUAL
650	P(HH)	0.4	0.3	0.4	0.4	0.4	0.5	0.4	0.4	0.3	0.4	0.4	0.4	0.4
650	alfa	1.2	0.9	1.3	1.1	1.1	1.3	1.3	1.3	1.1	1.2	1.5	1.4	1.2
650	beta	2.4	3.4	2.7	3.2	3.0	2.8	2.9	3.1	2.5	2.9	2.2	2.2	2.8
651	MEDIA OBS	80	64	72	92	82	82	80	81	63	75	77	74	921
651	SD OBS	35	35	41	47	45	55	73	39	37	45	33	45	170
651	MAX OBS	161	136	168	200	198	253	400	159	141	185	157	244	1213
651	MIN OBS	26	17	16	13	25	5	10	20	8	15	8	16	566
651	NDLLM OBS	13	10	9	12	12	11	11	12	11	11	13	12	138
651	P(HS)	0.3	0.3	0.3	0.3	0.3	0.2	0.3	0.3	0.3	0.3	0.3	0.3	0.3
651	P(HH)	0.6	0.6	0.5	0.6	0.6	0.6	0.5	0.6	0.5	0.5	0.6	0.6	0.5
651	alfa	0.8	0.7	0.8	0.9	0.8	0.7	0.8	0.7	0.5	0.9	0.9	0.9	0.8
651	beta	7.8	8.4	7.2	9.1	9.0	11.0	9.0	9.2	10.9	7.4	6.4	6.7	8.5
653	MEDIA OBS	56	49	50	71	66	50	52	52	39	54	52	50	642
653	SD OBS	31	34	31	40	44	32	38	30	24	34	26	36	141
653	MAX OBS	135	138	140	161	186	133	167	118	84	151	119	193	881
653	MIN OBS	11	8	14	14	5	10	0	6	0	9	18	0	260
653	NDLLM OBS	12	10	8	12	12	10	10	10	9	10	11	10	124
653	P(HS)	0.3	0.3	0.3	0.3	0.3	0.3	0.2	0.3	0.2	0.3	0.3	0.3	0.3
653	P(HH)	0.5	0.5	0.5	0.5	0.5	0.5	0.5	0.5	0.5	0.5	0.5	0.5	0.5
653	alfa	0.6	0.7	0.8	0.7	0.8	0.7	0.7	0.7	0.6	0.7	0.7	0.7	0.7
653	beta	7.5	7.1	5.8	8.7	7.4	6.9	7.6	7.5	7.1	7.7	6.4	6.9	7.2
655	MEDIA OBS	331	265	290	300	250	226	221	228	193	265	294	281	3143
655	SD OBS	107	108	120	122	89	121	119	85	77	104	124	118	401
655	MAX OBS	602	505	627	542	465	464	629	444	370	459	557	550	3825
655	MIN OBS	178	60	114	77	114	28	55	74	41	66	56	27	2405
655	NDLLM OBS	23	19	14	20	20	18	19	19	18	20	21	23	235
655	P(HS)	0.6	0.5	0.5	0.5	0.5	0.4	0.4	0.5	0.4	0.4	0.6	0.6	0.5
655	P(HH)	0.8	0.8	0.8	0.8	0.8	0.8	0.7	0.7	0.7	0.8	0.8	0.8	0.8
655	alfa	1.2	0.9	0.9	0.9	0.9	0.8	0.9	1.0	1.0	0.9	1.1	1.1	1.0
655	beta	12.1	15.1	14.6	16.2	13.9	15.5	13.8	12.2	11.0	13.7	12.8	11.7	13.6
660	MEDIA OBS	20	24	33	32	24	21	19	22	16	23	21	19	273
660	SD OBS	15	22	26	18	15	16	18	14	11	17	20	16	66
660	MAX OBS	55	92	102	86	68	65	87	51	47	71	91	71	397
660	MIN OBS	1	1	2	6	3	3	0	0	0	3	0	0	111
660	NDLLM OBS	6	6	6	7	8	6	6	5	5	6	5	6	71
660	P(HS)	0.1	0.2	0.2	0.2	0.2	0.2	0.2	0.1	0.1	0.2	0.2	0.2	0.2
660	P(HH)	0.3	0.3	0.3	0.3	0.3	0.3	0.3	0.3	0.3	0.3	0.3	0.3	0.3
660	alfa	0.7	0.5	0.8	0.9	0.7	0.5	0.8	1.0	0.8	0.8	0.6	0.7	0.7
660	beta	4.7	8.4	6.2	4.8	4.5	6.6	4.1	4.2	4.2	4.9	6.3	4.9	5.3
667	MEDIA OBS	64	61	79	85	68	50	52	55	48	63	58	53	737
667	SD OBS	36	37	44	42	41	41	49	24	25	37	30	35	146
667	MAX OBS	150	159	190	212	206	127	270	108	95	147	122	167	1052
667	MIN OBS	9	7	10	28	19	0	4	18	0	5	13	9	471
667	NDLLM OBS	12	11	10	13	12	8	9	10	9	11	11	11	127
667	P(HS)	0.3	0.3	0.3	0.4	0.3	0.2	0.2	0.3	0.3	0.2	0.3	0.3	0.3
667	P(HH)	0.5	0.5	0.5	0.6	0.6	0.5	0.4	0.5	0.4	0.5	0.5	0.4	0.5
667	alfa	0.9	0.6	0.8	0.7	0.8	0.8	0.7	1.0	0.9	0.9	0.7	0.9	0.8
667	beta	6.0	10.1	8.1	8.5	7.4	7.7	8.3	5.5	5.9	7.0	7.0	5.5	7.3
669	MEDIA OBS	20	26	39	38	29	27	29	24	18	26	23	20	319
669	SD OBS	15	20	31	24	22	23	28	19	15	23	18	18	109

NID ESTACION	PARAMETRO	ENE	FEB	MAR	ABR	MAY	JUN	JUL	AGO	SEP	OCT	NOV	DIC	ANUAL
669	MAX OBS	58	90	125	98	93	85	150	76	69	93	85	75	552
669	MIN OBS	0	0	4	1	0	0	0	0	0	0	0	0	21
669	NDLLM OBS	7	7	7	9	9	9	9	8	6	7	7	7	90
669	P(HS)	0.2	0.2	0.2	0.2	0.3	0.2	0.2	0.2	0.2	0.2	0.2	0.2	0.2
669	P(HH)	0.3	0.4	0.4	0.5	0.4	0.5	0.4	0.4	0.3	0.4	0.4	0.3	0.4
669	alfa	0.8	0.5	0.7	0.6	0.8	0.7	0.8	0.9	0.4	0.8	0.6	0.5	0.7
669	beta	4.0	8.3	5.9	7.9	3.8	4.4	3.9	3.7	6.6	4.7	6.1	5.9	5.4
672	MEDIA OBS	21	24	29	30	21	14	14	16	15	23	21	17	244
672	SD OBS	14	19	24	26	17	13	23	15	17	19	20	13	99
672	MAX OBS	60	67	101	117	69	46	103	74	93	76	89	62	542
672	MIN OBS	0	0	6	0	1	0	0	1	1	0	2	1	89
672	NDLLM OBS	10	11	10	11	11	8	7	9	8	9	10	10	113
672	P(HS)	0.2	0.3	0.3	0.3	0.3	0.2	0.2	0.2	0.2	0.2	0.3	0.3	0.3
672	P(HH)	0.5	0.5	0.5	0.5	0.5	0.4	0.3	0.4	0.3	0.4	0.4	0.4	0.4
672	alfa	0.5	0.6	0.6	0.5	0.5	0.5	0.3	0.5	0.4	0.6	0.6	0.6	0.5
672	beta	3.9	3.9	4.3	5.1	3.9	3.7	5.9	4.1	4.4	4.0	3.9	3.1	4.2
673	MEDIA OBS	43	38	52	50	45	33	31	49	38	42	49	41	512
673	SD OBS	23	20	32	24	24	20	23	46	37	22	52	42	177
673	MAX OBS	96	82	167	109	125	75	121	222	175	113	309	245	1205
673	MIN OBS	3	4	5	19	16	2	10	5	3	11	9	4	299
673	NDLLM OBS	11	11	9	13	12	9	9	11	10	10	12	13	130
673	P(HS)	0.3	0.3	0.3	0.3	0.3	0.2	0.2	0.3	0.3	0.3	0.3	0.3	0.3
673	P(HH)	0.5	0.5	0.5	0.5	0.5	0.4	0.4	0.5	0.4	0.5	0.5	0.5	0.5
673	alfa	1.0	1.0	1.0	0.8	0.7	1.1	1.5	0.9	1.0	1.2	0.9	0.8	1.0
673	beta	3.7	3.5	4.2	5.0	5.1	3.3	2.3	4.9	3.8	3.5	4.8	4.0	4.0
675	MEDIA OBS	19	20	30	24	29	19	16	19	13	10	15	21	236
675	SD OBS	17	16	36	17	31	16	18	22	14	9	13	18	122
675	MAX OBS	62	54	188	66	146	69	79	93	54	33	53	69	486
675	MIN OBS	0	0	1	0	1	0	0	0	0	0	0	0	30
675	NDLLM OBS	6	6	6	7	8	7	6	5	5	4	5	7	73
675	P(HS)	0.2	0.2	0.2	0.2	0.2	0.2	0.2	0.1	0.1	0.1	0.1	0.2	0.2
675	P(HH)	0.3	0.3	0.3	0.3	0.4	0.4	0.3	0.3	0.3	0.3	0.3	0.3	0.3
675	alfa	0.7	0.9	0.3	0.8	0.6	0.8	0.6	0.8	0.7	1.2	0.6	1.4	0.8
675	beta	4.5	3.9	15.8	4.1	6.3	3.6	4.4	4.6	3.8	2.0	4.7	2.3	5.0
677	MEDIA OBS	52	49	55	57	48	33	29	39	36	43	46	42	529
677	SD OBS	31	31	26	34	29	26	26	25	24	23	27	19	118
677	MAX OBS	129	133	110	145	139	90	132	98	111	103	136	80	775
677	MIN OBS	7	7	6	6	5	0	0	4	7	5	8	9	312
677	NDLLM OBS	10	9	7	9	8	6	5	7	6	9	9	9	93
677	P(HS)	0.3	0.3	0.2	0.3	0.2	0.2	0.1	0.2	0.2	0.2	0.2	0.3	0.2
677	P(HH)	0.4	0.4	0.4	0.4	0.4	0.3	0.2	0.3	0.3	0.4	0.4	0.4	0.3
677	alfa	0.8	0.5	0.9	0.6	0.5	0.8	0.7	0.8	0.6	0.7	0.7	0.7	0.7
677	beta	6.8	11.5	6.7	11.2	11.6	6.8	8.3	7.2	9.4	7.3	8.1	6.8	8.5
680	MEDIA OBS	45	36	36	27	29	20	20	20	18	23	31	41	348
680	SD OBS	22	18	21	14	18	13	17	12	11	15	15	22	74
680	MAX OBS	92	65	86	56	70	72	96	49	47	55	68	99	528
680	MIN OBS	8	2	6	8	5	2	2	2	5	0	7	8	201
680	NDLLM OBS	15	11	11	10	9	8	8	8	8	9	11	13	123
680	P(HS)	0.4	0.4	0.4	0.3	0.2	0.3	0.2	0.2	0.2	0.3	0.3	0.4	0.3
680	P(HH)	0.5	0.4	0.4	0.4	0.4	0.4	0.3	0.4	0.4	0.4	0.5	0.5	0.4

NID ESTACION	PARAMETRO	ENE	FEB	MAR	ABR	MAY	JUN	JUL	AGO	SEP	OCT	NOV	DIC	ANUAL
680	alfa	0.5	0.5	0.6	0.6	0.5	0.7	0.4	0.7	0.5	0.6	0.6	0.6	0.6
680	beta	5.8	6.1	4.6	4.7	5.8	3.6	5.7	3.7	4.1	4.1	4.4	5.0	4.8
684	MEDIA OBS	29	26	38	38	33	28	24	30	24	26	28	23	346
684	SD OBS	17	13	28	22	22	17	14	21	18	19	19	14	73
684	MAX OBS	64	63	121	89	98	75	52	99	72	72	87	52	533
684	MIN OBS	2	4	3	9	4	4	0	0	0	2	5	2	237
684	NDLLM OBS	10	8	8	11	10	8	7	7	7	8	9	8	100
684	P(HS)	0.3	0.3	0.3	0.3	0.3	0.2	0.2	0.2	0.2	0.2	0.3	0.2	0.2
684	P(HH)	0.3	0.4	0.4	0.4	0.4	0.3	0.3	0.4	0.3	0.4	0.4	0.3	0.4
684	alfa	0.7	0.8	0.6	0.6	0.8	0.9	0.8	0.8	0.9	0.9	0.7	0.9	0.8
684	beta	4.5	3.6	6.6	5.7	4.3	4.2	4.3	5.5	4.0	4.1	4.6	3.1	4.5
685	MEDIA OBS	33	24	33	27	26	21	19	19	16	17	26	30	292
685	SD OBS	21	13	25	15	16	13	21	13	12	12	15	17	66
685	MAX OBS	73	50	101	64	64	61	112	50	43	53	68	62	482
685	MIN OBS	0	3	3	2	5	2	0	3	0	2	2	3	166
685	NDLLM OBS	9	8	7	8	7	6	6	6	6	7	8	9	88
685	P(HS)	0.3	0.3	0.2	0.2	0.2	0.2	0.2	0.2	0.2	0.2	0.2	0.3	0.2
685	P(HH)	0.3	0.3	0.3	0.4	0.3	0.3	0.3	0.3	0.3	0.3	0.3	0.3	0.3
685	alfa	0.5	0.7	0.5	0.6	0.8	0.6	0.5	0.8	0.6	0.7	0.8	0.7	0.6
685	beta	8.3	4.3	7.7	5.3	4.4	5.6	6.5	3.7	4.7	3.4	4.6	4.8	5.3
686	MEDIA OBS	66	56	61	64	47	39	38	48	45	50	51	46	611
686	SD OBS	40	26	27	37	25	25	40	29	24	22	24	22	114
686	MAX OBS	200	128	135	159	104	110	182	121	129	109	108	86	819
686	MIN OBS	14	16	16	6	4	2	0	6	14	7	1	10	376
686	NDLLM OBS	13	12	10	12	11	9	9	10	11	11	11	12	130
686	P(HS)	0.4	0.3	0.3	0.4	0.3	0.2	0.2	0.3	0.3	0.3	0.3	0.3	0.3
686	P(HH)	0.5	0.5	0.5	0.5	0.4	0.4	0.5	0.5	0.4	0.4	0.5	0.4	0.5
686	alfa	0.6	0.8	0.6	0.7	0.6	0.7	0.3	0.7	0.6	0.8	0.8	0.8	0.7
686	beta	8.0	5.9	7.4	8.0	7.0	6.3	12.6	6.7	7.6	6.0	5.5	4.6	7.1
688	MEDIA OBS	29	26	34	37	38	29	30	30	22	25	24	27	350
688	SD OBS	19	15	18	19	24	27	35	21	14	14	14	15	143
688	MAX OBS	68	57	83	81	104	156	198	109	57	69	62	68	957
688	MIN OBS	2	0	11	5	8	4	1	2	5	4	0	5	135
688	NDLLM OBS	10	10	9	13	14	11	11	11	8	10	10	11	127
688	P(HS)	0.3	0.4	0.3	0.4	0.4	0.3	0.3	0.3	0.2	0.3	0.3	0.3	0.3
688	P(HH)	0.4	0.4	0.5	0.5	0.5	0.4	0.5	0.5	0.4	0.4	0.5	0.4	0.4
688	alfa	0.8	1.1	0.9	1.2	1.2	1.2	0.8	1.5	0.9	1.7	1.2	1.1	1.1
688	beta	3.7	2.3	3.2	2.4	2.3	2.3	3.3	1.9	3.1	1.5	2.0	2.3	2.5
689	MEDIA OBS	79	69	71	79	58	54	57	64	56	68	63	65	783
689	SD OBS	36	29	26	40	29	32	56	37	42	36	29	29	136
689	MAX OBS	157	143	146	165	132	128	278	156	258	177	172	162	1069
689	MIN OBS	22	9	11	16	21	5	11	5	18	14	6	24	508
689	NDLLM OBS	16	14	10	15	13	11	11	12	11	13	14	15	154
689	P(HS)	0.5	0.4	0.4	0.4	0.4	0.3	0.3	0.3	0.3	0.4	0.4	0.4	0.4
689	P(HH)	0.6	0.6	0.6	0.5	0.5	0.5	0.5	0.5	0.5	0.5	0.5	0.5	0.5
689	alfa	0.7	0.7	1.2	0.6	0.7	0.6	0.3	0.6	0.2	0.4	0.8	0.8	0.6
689	beta	7.1	7.2	4.2	9.4	7.1	8.1	16.6	9.4	21.3	12.8	6.1	5.2	9.6
691	MEDIA OBS	32	33	32	24	26	20	17	18	18	17	23	27	286
691	SD OBS	23	19	20	12	14	14	14	12	15	11	13	21	67
691	MAX OBS	92	72	105	54	58	66	88	48	53	47	56	91	459
691	MIN OBS	0	0	1	3	5	0	1	3	1	1	2	0	189

NID ESTACION	PARAMETRO	ENE	FEB	MAR	ABR	MAY	JUN	JUL	AGO	SEP	OCT	NOV	DIC	ANUAL
691	NDLLM OBS	8	7	7	7	8	6	6	6	5	6	6	7	78
691	P(HS)	0.2	0.2	0.2	0.2	0.2	0.2	0.2	0.2	0.2	0.2	0.2	0.2	0.2
691	P(HH)	0.3	0.3	0.3	0.2	0.3	0.2	0.2	0.2	0.1	0.2	0.2	0.3	0.2
691	alfa	0.7	0.6	0.6	0.9	1.0	0.6	0.7	0.8	0.5	0.9	0.8	0.5	0.7
691	beta	5.7	7.0	7.2	3.6	3.4	5.8	4.1	3.8	6.6	3.3	4.7	7.5	5.2
692	MEDIA OBS	47	37	45	38	38	28	25	26	24	28	34	40	413
692	SD OBS	34	27	30	24	27	20	22	20	15	18	24	34	141
692	MAX OBS	140	101	146	97	108	104	95	77	54	86	103	162	767
692	MIN OBS	4	0	2	1	4	0	2	4	1	6	11	4	206
692	NDLLM OBS	8	7	7	9	8	6	7	6	6	6	8	8	87
692	P(HS)	0.2	0.2	0.3	0.2	0.2	0.2	0.2	0.2	0.2	0.2	0.2	0.2	0.2
692	P(HH)	0.4	0.3	0.3	0.3	0.4	0.3	0.3	0.3	0.3	0.3	0.3	0.4	0.3
692	alfa	0.7	0.7	0.6	0.9	0.9	0.7	0.9	0.9	0.7	1.0	0.7	0.9	0.8
692	beta	8.5	6.8	8.5	4.8	4.9	6.1	4.4	5.2	6.5	4.4	6.1	5.4	6.0
693	MEDIA OBS	38	34	46	50	37	31	29	38	30	33	32	34	433
693	SD OBS	26	19	23	28	23	18	29	25	18	16	16	18	89
693	MAX OBS	95	78	87	118	87	75	126	96	94	76	74	77	705
693	MIN OBS	3	1	0	11	0	0	0	5	7	5	10	1	203
693	NDLLM OBS	8	7	8	9	7	7	6	6	7	8	8	8	88
693	P(HS)	0.2	0.2	0.2	0.3	0.2	0.2	0.2	0.2	0.2	0.2	0.2	0.2	0.2
693	P(HH)	0.3	0.3	0.4	0.3	0.3	0.4	0.3	0.3	0.3	0.4	0.3	0.3	0.3
693	alfa	0.9	1.1	0.8	0.9	1.0	1.1	0.8	0.9	0.7	1.0	0.9	1.0	0.9
693	beta	5.6	4.5	6.7	6.7	5.0	4.1	6.2	6.5	5.9	4.3	4.7	4.7	5.4
696	MEDIA OBS	42	34	49	54	52	42	43	53	39	39	33	37	518
696	SD OBS	23	15	25	31	28	25	29	32	19	17	17	21	75
696	MAX OBS	89	84	103	116	104	102	152	125	81	73	83	92	673
696	MIN OBS	9	2	13	12	15	8	7	7	8	12	11	7	379
696	NDLLM OBS	14	13	10	16	15	13	14	14	13	12	13	14	161
696	P(HS)	0.4	0.4	0.4	0.4	0.4	0.3	0.4	0.4	0.3	0.3	0.4	0.4	0.4
696	P(HH)	0.5	0.5	0.5	0.6	0.6	0.5	0.6	0.6	0.6	0.5	0.5	0.5	0.5
696	alfa	0.4	0.5	0.4	0.5	0.6	0.6	0.5	0.5	0.5	0.5	0.5	0.4	0.5
696	beta	7.0	5.5	7.8	7.0	6.0	5.9	6.8	7.1	6.1	6.0	4.8	6.8	6.4
698	MEDIA OBS	90	65	90	88	83	60	58	66	53	63	62	73	851
698	SD OBS	43	28	39	38	44	31	33	36	25	23	24	31	118
698	MAX OBS	188	147	171	160	203	168	194	169	118	126	115	133	1113
698	MIN OBS	19	10	34	21	10	4	21	21	10	22	25	12	575
698	NDLLM OBS	19	17	12	17	17	14	14	15	14	16	17	19	190
698	P(HS)	0.6	0.5	0.5	0.5	0.5	0.4	0.4	0.4	0.4	0.4	0.5	0.5	0.5
698	P(HH)	0.6	0.7	0.6	0.6	0.6	0.5	0.6	0.6	0.5	0.6	0.6	0.7	0.6
698	alfa	0.5	0.5	0.4	0.5	0.5	0.5	0.5	0.4	0.5	0.7	0.5	0.5	0.5
698	beta	9.7	7.2	12.0	10.2	10.4	9.2	8.7	10.1	8.0	5.9	7.4	8.0	8.9
699	MEDIA OBS	85	66	87	94	87	63	64	70	61	74	65	80	895
699	SD OBS	39	29	40	54	48	33	39	40	35	32	25	34	137
699	MAX OBS	191	153	188	267	239	164	197	170	171	172	120	146	1188
699	MIN OBS	24	12	32	22	19	5	23	17	18	24	28	16	618
699	NDLLM OBS	18	16	11	17	16	13	13	14	14	15	16	17	180
699	P(HS)	0.5	0.5	0.5	0.5	0.4	0.3	0.4	0.4	0.4	0.4	0.5	0.5	0.4
699	P(HH)	0.6	0.6	0.6	0.6	0.6	0.5	0.5	0.6	0.5	0.6	0.6	0.6	0.6
699	alfa	0.5	0.6	0.5	0.6	0.6	0.6	0.6	0.6	0.5	0.6	0.6	0.5	0.6
699	beta	8.6	6.4	11.3	10.0	8.7	7.7	8.2	8.2	9.3	7.5	7.1	8.6	8.5
700	MEDIA OBS	32	32	44	52	55	31	23	29	31	31	32	35	426

NID ESTACION	PARAMETRO	ENE	FEB	MAR	ABR	MAY	JUN	JUL	AGO	SEP	OCT	NOV	DIC	ANUAL
700	SD OBS	26	35	32	38	60	26	28	30	24	26	27	36	191
700	MAX OBS	122	158	135	174	282	121	120	121	99	122	111	174	843
700	MIN OBS	0	0	0	8	1	0	0	2	4	3	3	0	203
700	NDLLM OBS	8	8	8	12	9	7	6	7	7	7	8	8	95
700	P(HS)	0.2	0.2	0.2	0.3	0.2	0.2	0.1	0.2	0.2	0.2	0.2	0.2	0.2
700	P(HH)	0.5	0.5	0.5	0.5	0.5	0.5	0.3	0.4	0.4	0.5	0.4	0.5	0.5
700	alfa	0.6	0.4	0.7	0.6	0.6	0.6	0.5	0.4	0.5	0.5	0.6	0.5	0.5
700	beta	6.5	10.6	6.8	6.9	10.9	7.4	8.6	10.5	9.6	9.0	6.4	8.6	8.5
703	MEDIA OBS	34	28	37	34	31	24	24	25	24	20	25	31	337
703	SD OBS	20	12	24	15	16	10	16	16	16	9	12	19	96
703	MAX OBS	79	51	93	62	65	43	83	72	65	43	59	61	507
703	MIN OBS	3	3	10	7	6	2	2	2	6	8	5	1	105
703	NDLLM OBS	13	11	9	13	12	10	10	10	10	10	11	12	129
703	P(HS)	0.4	0.4	0.3	0.4	0.3	0.3	0.3	0.3	0.3	0.3	0.3	0.4	0.3
703	P(HH)	0.5	0.5	0.5	0.5	0.5	0.4	0.4	0.4	0.4	0.4	0.4	0.4	0.4
703	alfa	0.5	0.7	0.4	0.6	0.8	0.8	0.7	0.8	0.6	0.8	0.7	0.7	0.7
703	beta	5.8	3.4	8.8	4.1	3.3	2.9	3.4	3.2	4.4	2.5	3.1	3.5	4.0
704	MEDIA OBS	44	35	39	38	31	21	20	21	20	20	27	41	355
704	SD OBS	25	16	26	20	17	14	15	16	14	11	11	19	67
704	MAX OBS	141	71	119	74	79	67	75	78	61	55	53	82	496
704	MIN OBS	7	3	6	8	6	0	1	0	2	6	10	9	219
704	NDLLM OBS	12	11	9	11	10	8	7	7	8	8	10	12	113
704	P(HS)	0.4	0.4	0.3	0.3	0.3	0.2	0.2	0.2	0.2	0.2	0.3	0.4	0.3
704	P(HH)	0.4	0.4	0.4	0.4	0.4	0.4	0.3	0.3	0.3	0.3	0.4	0.4	0.4
704	alfa	0.5	0.6	0.3	0.7	0.7	0.6	0.7	0.9	0.8	0.8	0.8	0.7	0.7
704	beta	7.3	5.2	11.0	5.2	4.4	4.2	3.7	3.2	3.3	3.1	3.6	5.1	5.0
705	MEDIA OBS	41	33	35	33	31	20	21	16	19	19	26	35	328
705	SD OBS	27	17	28	18	23	16	16	14	15	16	15	26	81
705	MAX OBS	127	70	139	76	81	68	72	43	68	86	59	102	503
705	MIN OBS	0	1	1	0	1	0	0	0	0	0	2	0	161
705	NDLLM OBS	10	9	7	8	8	6	6	5	6	7	7	8	88
705	P(HS)	0.3	0.3	0.3	0.2	0.2	0.2	0.2	0.2	0.2	0.2	0.2	0.2	0.2
705	P(HH)	0.4	0.3	0.3	0.4	0.4	0.3	0.3	0.3	0.3	0.3	0.3	0.3	0.3
705	alfa	0.7	0.6	0.9	0.7	0.7	0.9	0.7	0.7	0.7	0.7	0.8	0.7	0.7
705	beta	6.3	6.3	4.6	5.9	5.5	3.6	4.6	4.2	4.4	4.4	4.7	6.0	5.0
706	MEDIA OBS	79	69	87	96	88	63	59	71	58	66	64	72	870
706	SD OBS	32	26	37	42	51	26	38	39	35	27	25	28	120
706	MAX OBS	142	152	177	183	279	104	179	168	152	144	149	125	1163
706	MIN OBS	30	30	30	18	29	3	17	16	16	25	33	14	669
706	NDLLM OBS	20	18	12	20	17	15	15	15	15	17	19	20	204
706	P(HS)	0.6	0.5	0.5	0.6	0.4	0.4	0.4	0.4	0.4	0.5	0.5	0.6	0.5
706	P(HH)	0.7	0.7	0.7	0.7	0.7	0.6	0.6	0.6	0.6	0.6	0.7	0.7	0.6
706	alfa	0.5	0.5	0.4	0.5	0.5	0.6	0.4	0.5	0.5	0.6	0.7	0.5	0.5
706	beta	7.7	7.7	11.9	9.2	11.4	6.9	10.8	8.5	8.3	6.3	5.1	7.2	8.4
708	MEDIA OBS	43	39	47	51	36	28	23	30	28	27	30	39	423
708	SD OBS	27	23	31	43	23	17	18	23	22	18	21	21	99
708	MAX OBS	113	106	126	254	98	69	87	90	96	81	92	89	607
708	MIN OBS	3	1	3	0	7	3	3	3	5	1	0	4	207
708	NDLLM OBS	11	10	9	11	10	9	8	9	8	8	9	10	113
708	P(HS)	0.4	0.4	0.3	0.3	0.3	0.2	0.2	0.2	0.2	0.2	0.3	0.3	0.3
708	P(HH)	0.4	0.4	0.4	0.4	0.4	0.4	0.3	0.4	0.3	0.4	0.4	0.4	0.4
708	alfa	0.6	0.7	0.5	0.3	0.9	0.5	0.6	0.7	0.7	0.9	0.8	0.7	0.7

NID ESTACION	PARAMETRO	ENE	FEB	MAR	ABR	MAY	JUN	JUL	AGO	SEP	OCT	NOV	DIC	ANUAL
708	beta	6.3	5.3	8.2	18.0	4.1	6.7	4.7	4.5	4.7	3.8	4.1	5.2	6.3
710	MEDIA OBS	75	54	76	78	70	52	52	59	53	54	52	63	739
710	SD OBS	34	28	32	32	35	32	34	35	40	23	20	29	156
710	MAX OBS	148	100	152	147	146	184	141	143	171	115	86	110	1061
710	MIN OBS	4	3	18	13	16	4	12	9	6	18	8	4	353
710	NDLLM OBS	16	13	10	16	15	13	13	13	13	13	14	16	164
710	P(HS)	0.4	0.4	0.4	0.4	0.4	0.3	0.3	0.3	0.3	0.3	0.4	0.5	0.4
710	P(HH)	0.6	0.5	0.6	0.6	0.6	0.6	0.5	0.6	0.5	0.6	0.6	0.6	0.6
710	alfa	0.9	1.0	0.5	0.7	0.9	0.9	0.7	0.9	0.7	1.0	0.9	0.9	0.8
710	beta	5.4	4.4	10.8	6.9	5.3	4.5	5.6	4.9	6.3	3.9	4.1	4.6	5.6
711	MEDIA OBS	69	52	59	57	45	32	31	36	35	40	41	55	553
711	SD OBS	32	28	31	29	24	24	23	24	20	18	20	25	113
711	MAX OBS	146	135	134	141	125	107	95	99	94	83	78	129	755
711	MIN OBS	22	6	22	10	15	0	0	0	2	7	6	20	342
711	NDLLM OBS	14	11	9	12	11	8	8	9	10	11	11	13	128
711	P(HS)	0.4	0.4	0.3	0.4	0.3	0.2	0.2	0.2	0.3	0.3	0.3	0.3	0.3
711	P(HH)	0.5	0.5	0.4	0.5	0.5	0.4	0.4	0.4	0.4	0.4	0.4	0.5	0.4
711	alfa	0.6	0.7	0.6	0.7	0.7	0.7	0.9	0.7	0.7	0.7	0.8	0.6	0.7
711	beta	8.3	6.7	8.4	6.5	5.7	5.6	4.5	5.7	5.5	5.2	4.3	7.2	6.1
714	MEDIA OBS	52	48	45	41	40	30	30	27	32	30	35	45	455
714	SD OBS	29	38	24	21	27	20	18	18	20	18	20	21	109
714	MAX OBS	134	212	116	88	109	100	75	76	80	81	106	104	683
714	MIN OBS	18	4	18	0	5	0	2	0	4	0	7	3	247
714	NDLLM OBS	11	10	8	9	9	7	7	7	8	8	9	10	103
714	P(HS)	0.4	0.3	0.3	0.3	0.3	0.2	0.2	0.2	0.2	0.2	0.3	0.3	0.3
714	P(HH)	0.3	0.4	0.4	0.4	0.3	0.3	0.3	0.3	0.3	0.3	0.4	0.4	0.3
714	alfa	0.8	0.9	0.8	1.0	1.0	1.0	1.0	1.1	1.1	0.9	0.9	0.9	0.9
714	beta	5.7	5.3	6.0	4.6	4.5	4.6	4.2	3.7	3.7	4.1	4.3	5.0	4.6
715	MEDIA OBS	43	39	37	35	29	22	18	21	24	29	25	35	357
715	SD OBS	26	22	27	22	20	20	15	19	22	19	19	21	120
715	MAX OBS	122	94	109	84	75	94	73	67	77	78	85	84	572
715	MIN OBS	3	0	1	1	0	0	0	0	0	0	3	5	81
715	NDLLM OBS	13	11	9	12	11	7	7	8	8	10	11	13	120
715	P(HS)	0.4	0.4	0.3	0.3	0.3	0.2	0.2	0.2	0.2	0.3	0.3	0.4	0.3
715	P(HH)	0.5	0.5	0.5	0.5	0.5	0.4	0.3	0.4	0.4	0.4	0.5	0.5	0.4
715	alfa	0.5	0.6	0.4	0.5	0.5	0.3	0.5	0.3	0.4	0.4	0.5	0.4	0.4
715	beta	7.1	6.1	7.3	5.7	5.5	8.9	5.1	8.1	6.7	7.2	4.6	6.4	6.5